



The State of Bipartisanship 2024

Minnesota 93rd Legislature
2023-2024 Biennium

MAJORITY
IN THE
MIDDLE

© 2024 Majority in the Middle CC BY-NC-ND

Majority in the Middle Copyright Disclaimer

This Copyright Disclaimer (“Disclaimer”) sets forth the rights, limitations, and obligations concerning the use of copyrighted materials owned by Majority in the Middle. By accessing or using any materials, content, or intellectual property owned by Majority in the Middle, you acknowledge and agree to the terms of this Disclaimer.

Copyright Ownership: *All materials, content, and intellectual property, including but not limited to text, images, graphics, logos, audio, video, and software, made available on Majority in the Middle’s website, publications, or other platforms, are protected by copyright laws and owned by Majority in the Middle unless otherwise stated.*

Permission for Personal Use: *You may view, download, or print copyrighted materials from Majority in the Middle solely for personal, non-commercial use.*

Disclaimer of Liability: *Majority in the Middle shall not be liable for any direct, indirect, incidental, consequential, or special damages arising out of or in connection with the use of copyrighted materials, including but not limited to errors, omissions, or inaccuracies in the content or loss or damage of any kind incurred as a result of the use of any copyrighted material.*

Modification and Termination: *By accessing or using any copyrighted materials owned by Majority in the Middle, you acknowledge and agree to abide by the terms of this Copyright Disclaimer. If you do not agree with any of these terms, please refrain from accessing or using the copyrighted materials.*

For any inquiries regarding this Disclaimer, please contact Shannon Watson, Executive Director.

Table of Contents

Welcome	4
Executive Summary & Statistics	8
Introduction & Background	10
Detailed Findings	13
Bill Introduction & Hearings	14
Committee Hearings	19
Individual Legislators	28
Outcomes & Recommendations	33
Appendix A: Hearings Detail by Committee	40
Appendix B: Individual Legislator Records	89

Welcome

Welcome to the 2024 “The State of Bipartisanship” report produced by Majority in the Middle and powered by Plural Policy bill tracking software.

Majority in the Middle is a 501(c)3 non-profit organization and an objective, outside force for systemic change that seeks to improve transparency, participation, and civility within Minnesota political and civic life.

This report is designed to analyze bipartisan bill authorship as one important reflection of effective collaboration. This effort identifies where cooperation happens, elevating the people who are leading the way, and collecting replicable ideas to cultivate a healthier political environment -- in St. Paul and in state capitols across the country.

Our first report in 2023 set the baseline and uncovered what we named *hidden bipartisanship*: the work being done across the aisle that doesn't get a lot of attention, and that isn't reflected in the outcome of large omnibus bills when final votes fall along party lines.

Biennial Factors

Our 2024 report is the first opportunity for a year-over-year comparison of bill introductions and committee hearings. However, this is not an apples-to-apples comparison, as [the Minnesota legislature operates on a two-year biennial cycle](#).

In a biennium, there are factors that distinguish the first and second years, so different dynamics are at play.

- Year 1 is the longer budget session.
- Year 2 is a shorter session, usually focusing on policy and capital investment. The second year is also an election year for House members, and for Senators in years ending in 2, 6, and 0.

This report becomes logistically tricky when trying to articulate what happened over the two-year cycle. Bills that were introduced in the first year are still in play during the second year. In order to keep our year-over-year reports consistent, bill authorship as it relates to legislators are measured as of adjournment on the last day of each session. Biennial totals may not be the sum of individual years, due to changes of first-year bills during the second-year sessions. (Since authorship for the committee analysis is based on authorship at time of hearing, that data is not affected.)

Ultimately, annual comparisons are interesting, but biennial comparisons are what will be more informative. We look forward to continuing this work and identifying trends over future bienniums.

Why we created this report

Surfacing hidden bipartisanship and elevating examples of bipartisan behavior are part of the organizational mission of Majority in the Middle.

It's a fact that the [cooperation and collaboration happening at the capitol doesn't often get public attention](#) - the fight does. Dueling talking points, outrageous floor speeches and social media skirmishes get much more attention than crafting nuanced public policy and developing relationships.

As an organization, we do what we can to shine more light on the bipartisanship that IS happening.

A reality we contend with: not every legislator wants attention for their bipartisan work and not every legislator finds bipartisanship to be an electoral benefit in their district.

We would argue that any bipartisanship is still important. Why? All legislators, even those who run unopposed, have people in their district who didn't vote for them. Representing all the citizens in the district, not just the ones who voted for them, is their duty.

What this report is not

Although comparisons will naturally occur, this report is not an effort to label legislators as best or worst.

Bipartisanship is complicated. Bill authorship is just one measure. Since authoring legislation is essential to legislators' job, it is an important measure.

There are many ways a legislator can work across the aisle that are not captured in this report. It is our position that any efforts by legislators to cross the aisle and build relationships should be celebrated.

To ensure this report is objective, more subjective forms of collaboration by legislators are not measured. We are exploring opportunities to expand the scope of the report in future years and will do so if resources allow.

Vote totals, which bills passed and which did not, are also not included in this report.

There are several paths for a bill to become a law: passed as a standalone bill, as a numbered amendment, or as part of an omnibus bill or conference committee report. Following the path for an individual bill can be difficult. In the interest of time, we did not include that information in this report. However, we are exploring this issue and hope to release an addendum if we can quantify results.

Executive Summary

Bipartisanship is nuanced and difficult to measure. Bills are the “deliverables” of legislative work, and arguably the most important. This report measures bipartisanship as it relates to bill hearings in committee, and bill authorship by individual members.

Election years and unusual situations can often increase partisanship at the capitol. This year (the second in a trifecta that is outside the norm for Minnesota) was no exception.

In 2024, an election year for the House; a change in leadership, an arrest, and a campaign for congress in the Senate, all added pressure to bipartisan efforts. Additionally, this report may have been of influence.


But when the dust settled on the 2023-2024 biennium, here’s what we learned: *if you look at topline results, it seems like bipartisanship went down year-to-year. But when you look at individual committees’ and members’ data, you’ll see effort being made.* This report will celebrate that effort.

Executive Summary Statistics

Overall bipartisanship in the Minnesota legislature declined in 2024 compared to 2023. Yet, data shows that many committee chairs and individual legislators actually demonstrated more bipartisanship.

- The total percentage of minority-led bills getting a hearing went down from 36% to 31% in the Senate, and held steady in the House at 11%
- Bipartisan bills introduced in 2024 fell from 45% to 38% in the Senate, and 27% to 26% in the House
- The proportion of hearings given to minority-led bills went up in seven Senate and 11 House committees
- The proportion of hearings given to bipartisan bills went up in two Senate and 11 House committees
- By the end of the biennium:
 - all but two of the 134 House members had sponsored and/or co-sponsored bills with members of both parties
 - all 67 Senators had sponsored AND co-sponsored bills with members of both parties

Introduction and Background



Why we should care about bipartisanship

Bipartisanship is hard, messy, and subjective. It's also essential.

We believe that political division in the United States is the overarching problem of our time. If you care about cost of living, mental health, immigration, democracy, climate change, school funding, you should care about political division. Big topics of justice and freedom and liberty and safety - that we all need to tackle - are off the table if we don't reverse this trend.

Issues don't get solved when we're divided. Instead, power and public policy swings back and forth on a pendulum, from one extreme to another.

Divisiveness means that issues that didn't used to be controversial are now partisan. [Our culture and political system need to incentivize and reward compromise if we are going to make progress on challenging problems.](#)


Unique challenges in 2024

The Senate is usually more stable than the House because of four-year terms instead of two-year terms. The razor thin 34-33 margin was a special challenge. And then three additional challenges for the majority arose during 2024.

- In December 2023, Senator Kelly Morrison launched her campaign for Minnesota's third congressional district. With no other candidate seeking the DFL endorsement by the end of February the question whether Senator Morrison would resign her seat persisted throughout the session.
- Two weeks prior to the first day of session, Majority Leader Kari Dziedzic announced while she would remain in the Senate, she was stepping down from leadership to focus on her cancer battle. Senator Erin Murphy was elected by the caucus to take the role.
- In April, during the legislative Passover break, Senator Nicole Mitchell was arrested for first-degree burglary which prompted a number of procedural motions, calls for her resignation and confusion over her status.

The way the session ended - with rushed motions and shouting in both chambers - was jarring to almost everyone involved. Many capitol watchers say that this conduct was unprecedented, and that the institution is forever changed. This may or may not turn out to be true, but no one would say that it was "politics we can be proud of." Since the very last hours of session didn't change the items that we analyze in this report, this will be our only mention of the situation. However, we will find other opportunities to engage on the topic, since the relationships and trust that are required for future bipartisanship may have been affected.

Detailed Findings





Total Bill Introductions and Hearings

Bill Introductions vs Committee Hearings

Minnesota Senate

5,535 bills were introduced during the 2023-2024 biennium

3,578 bills (65% total) had a chief author from the majority party, and

- 2,109 (63%) in 2023
- 1,469 (68%) in 2024

1,957 bills (35% total) had a chief author from the minority party.

- 1,254 (37%) in 2023
- 703 (32%) in 2024

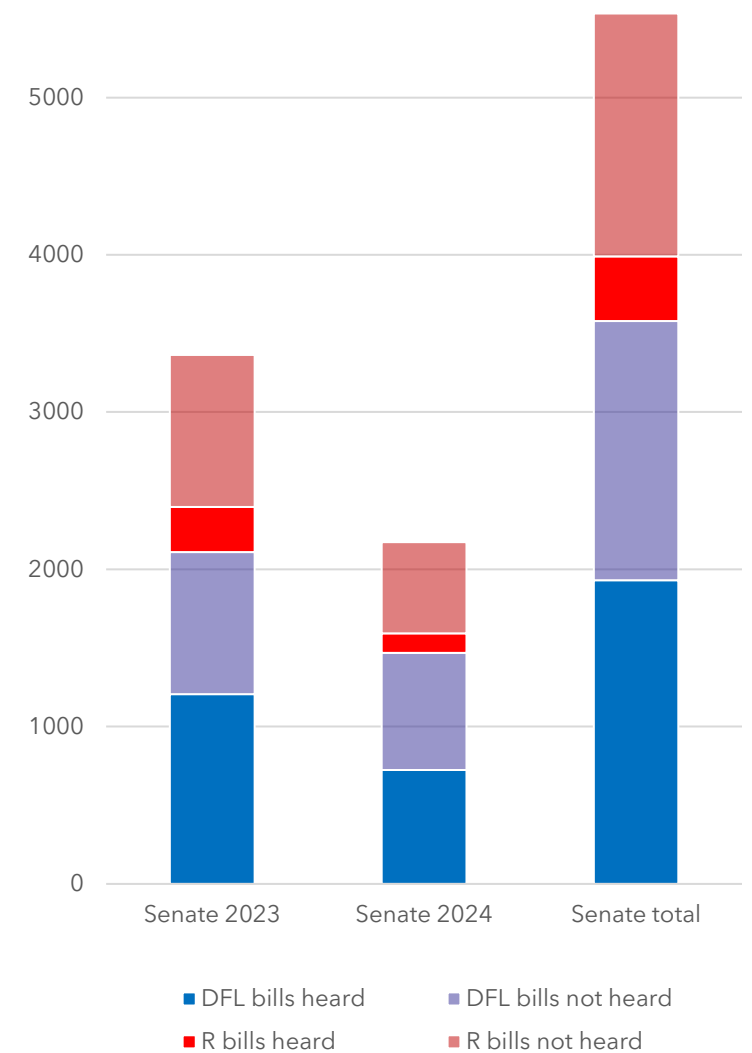
2,343 of those bills received one or more hearings in a committee during the biennium

1,930 (82% total) had a chief author from the majority party, and

- 1,206 (81%) in 2023
- 724 (85%) in 2024

413 (18% total) had a chief author from the minority party.

- 289 (19%) in 2023
- 124 (15%) in 2024



Bill Introductions vs Committee Hearings

Minnesota House of Representatives

5,488 bills were introduced during the 2023-2024 biennium

3,628 (66% total) bills had a chief author from the majority party, and

- 2,141 (64%) in 2023
- 1,487 (69%) in 2024

1,860 (34% total) bills had a chief author from the minority party.

- 1,201 (36%) in 2023
- 659 (31%) in 2024

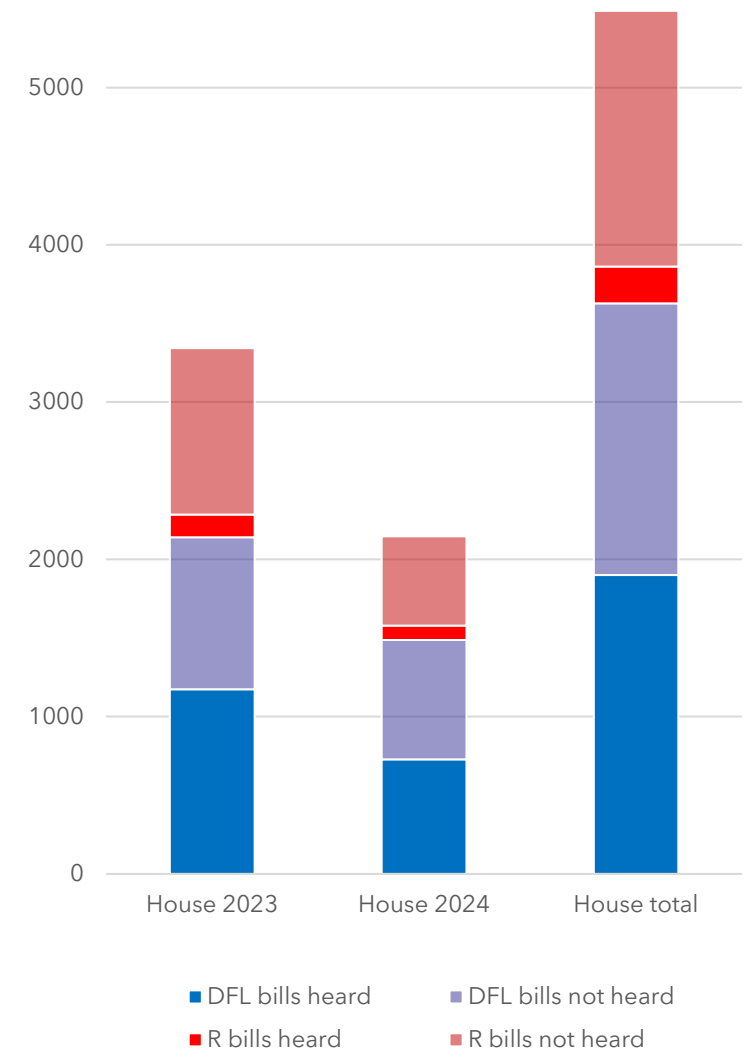
2,136 bills received one or more hearings in a committee during the biennium

1,901 (89% total) had a chief author from the majority party, and

- 1,173 (89%) in 2023
- 728 (89%) in 2024

235 (11% total) had a chief author from the minority party.

- 144 (11%) in 2023
- 91 (11%) in 2024



Partisan Authorship of Bills Introduced

Minnesota Senate

5,535 bills were introduced

- 3,363 in 2023
- 2,172 in 2024

Of the bills with two or more authors:

1,304 bills (41% total) had 100% majority authorship

- 768 (38%) in 2023
- 522 (47%) in 2024

506 bills (16% total) had 100% minority authorship, and

- 339 (17%) in 2023
- 164 (15%) in 2024

1,360 bills (43% total) had at least one author of each party.

- 908 (45%) in 2023
- 431 (38%) in 2024

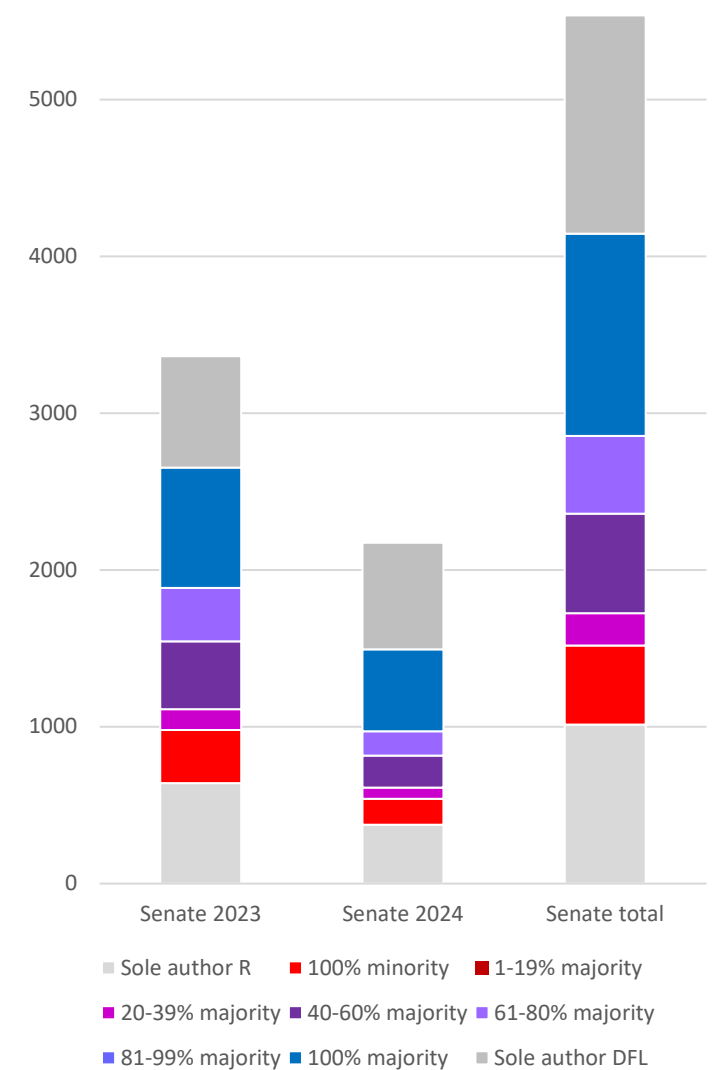
2,404 bills were authored by only one member

1,014 by a sole Republican

- 639 in 2023; 375 in 2024

1,390 by a sole DFLer

- 710 in 2023; 680 in 2024



Partisan Authorship of Bills Introduced

Minnesota House of Representatives

5,488 bills were introduced

- 3,342 in 2023
- 2,146 in 2024

Of the bills with two or more authors:

1,838 bills (53% total) had 100% majority authorship

- 1,176 (52%) in 2023
- 662 (54%) in 2024

723 bills (21% total) had 100% minority authorship, and

- 470 (21%) in 2023
- 253 (20%) in 2024

928 bills (26% total) had at least one author of each party.

- 607 (27%) in 2023
- 321 (26%) in 2024

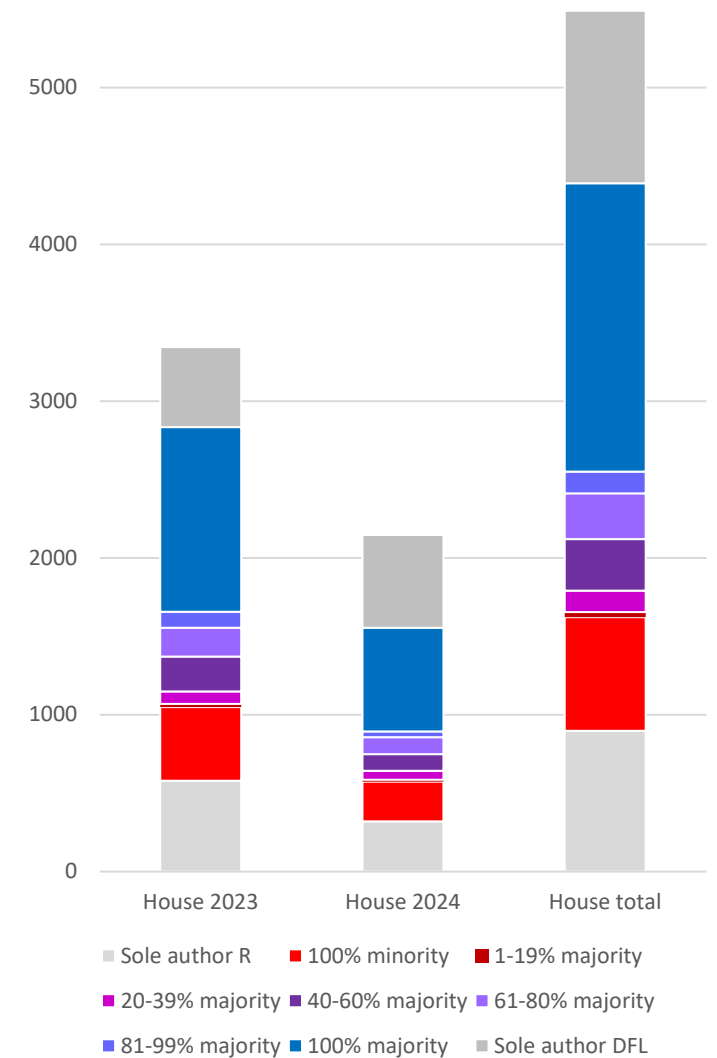
2,404 bills were authored by only one member

898 by a sole Republican

- 579 in 2023, 319 in 2024

1,101 by a sole DFLer

- 510 in 2023, 591 in 2024





Committee Hearings

Committee Hearings

This section of the report examines the authorship of bills that received a hearing in a committee during the 2023-2024 biennium.

When a bill is labeled as DFL or Republican based on the party identity of the chief author, a binary picture emerges. But bills in Minnesota have more participation beyond the chief author. A Senate bill can have up to five total authors, a House bill can have up to 35. Party affiliation of the co-authors matters as well, because a minority member is unlikely to put their name on a bill they - and their constituents - might view as "too extreme."

To illustrate total authorship, we created two graphs for each committee: one showing bill hearings classified by the party affiliation of the chief author - red or blue - and one showing the same bills, with total authorship taken into account.

As you'll see, *including shades of purple to represent the proportions of red and blue authors paints a very different picture.* We believe it is a better illustration of the influence and participation by members of each of the political parties - especially when, in this era of omnibus bills - the red-blue divide is often more stark when it comes to final votes.

Committee Statistics by number

(see full graphs p. 41-88)

Senate committees that heard the highest number of bills with minority chief authors:

- Transportation - 94
- Taxes - 88
- Capital Investment - 60

Senate committees that heard the highest number of bipartisan* bills:

- Health and Human Services - 104
- Taxes - 95
- Judiciary and Public Safety - 88

House committees that heard the highest number of bills with minority chief authors:

- Capital Investment - 75
- Veterans and Military Affairs Finance and Policy - 24
- Public Safety Finance & Policy - 18

House committees that heard the highest number of bipartisan* bills:

- Capital Investment - 41
- Health Finance & Policy, and Public Safety Finance & Policy - both 35
- Human Services Finance - 34

**bipartisan bills = at least one author from each party
Totals are for committee hearings during the biennium.*

Committee Statistics by percentage

(see full graphs p. 41-88)

Senate committees that heard the highest proportion of bills with minority chief authors:

- Transportation - 45%
- Taxes - 33%
- Human Services - 26%

Senate committees that heard the highest proportion of bipartisan* bills:

- Human Services - 57%
- Agriculture, Broadband, & Rural Development, and Health & Human Services - both 38%
- Higher Education - all 37%

House committees that heard the highest proportion of bills with minority chief authors:

- Veterans and Military Affairs Finance and Policy - 51%
- Capital Investment - 31%
- Legacy Finance - 18%

House committees that heard the highest proportion of bipartisan* bills:

- Veterans and Military Affairs Finance and Policy - 51%
- Human Services Finance - 38%
- Agriculture Finance and Policy - 30%

**bipartisan bills = at least one author from each party
Totals are for committee hearings during the biennium.*

Committee Statistics

These 18 committees saw an increase in the proportion of bills with minority chief authors getting hearings:

(see graphs p. 24-25)

- Senate Ag - 10 to 20%
- Senate Commerce - 6 to 11%
- Senate Energy - 18 to 23%
- Senate HHS - 4 to 5%
- Senate Housing - 5 to 6%
- Senate Judiciary - 12 to 14%
- Senate State and Local Gov - 8 to 9%
- House Children and Families - 2 to 5%
- House Education Finance - 4 to 9%
- House Environment - 4 to 5%
- House Human Services Finance - 7 to 9%
- House Human Services Policy - 5 to 6%
- House Legacy Finance - 16 to 33%
- House Property Tax - 12 to 13%
- House Public Safety - 8 to 16%
- House State and Local Gov - 2.5 to 4%
- House Veterans - 44 to 59%
- House Workforce - 9 to 16%

These 13 committees saw an increase in the proportion of bipartisan bills* getting hearings:

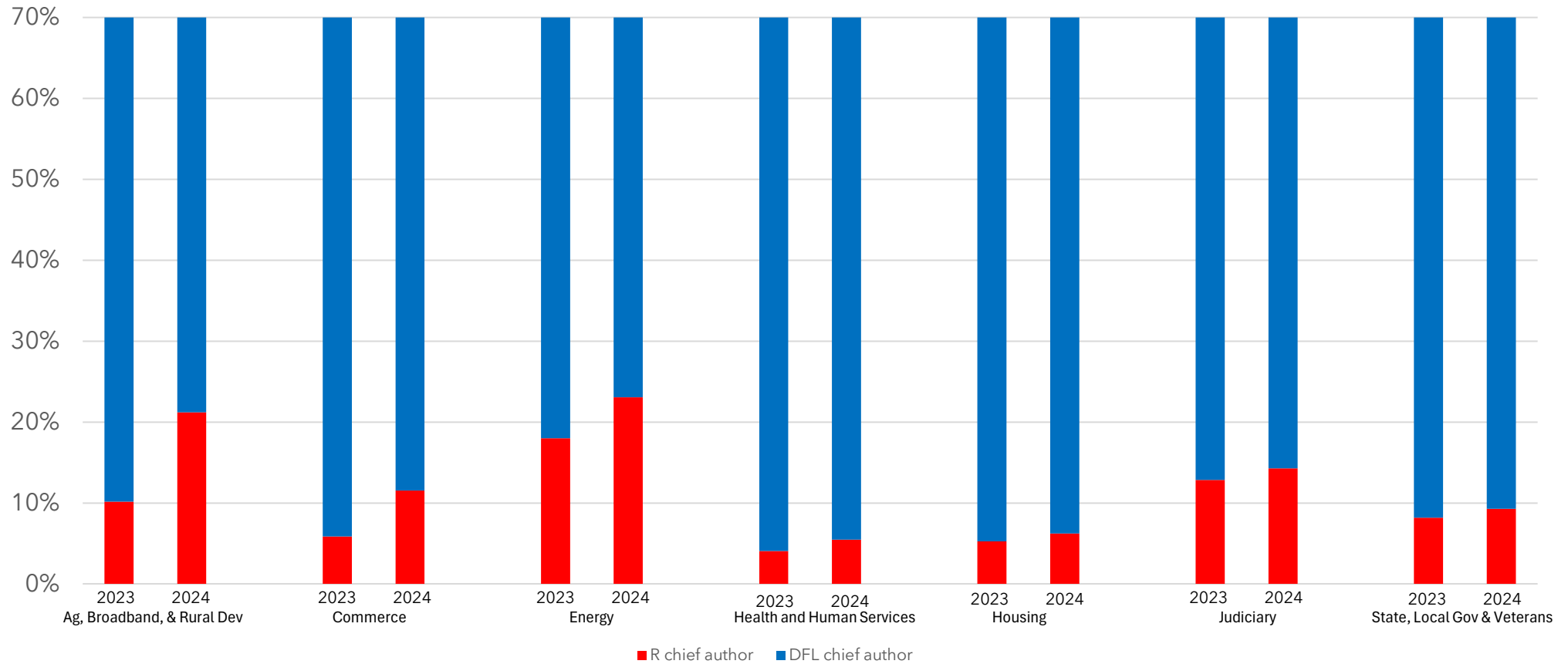
(see graphs p. 26-27)

- Senate Transportation - 25 to 29%
- Senate Housing - 18 to 19%
- House Capital Investment - 29 to 35%
- House Commerce - 13 to 14%
- House Education Policy - 16 to 18%
- House Elections - 5 to 10%
- House Health - 18 to 26%
- House Housing - 4 to 12%
- House Human Services Policy - 26 to 29%
- House Judiciary - 17 to 18%
- House Public Safety - 21 to 22%
- House State and Local Gov - 14 to 18%
- House Ways and Means - 17 to 19%

**bipartisan bills = at least one author from each party*

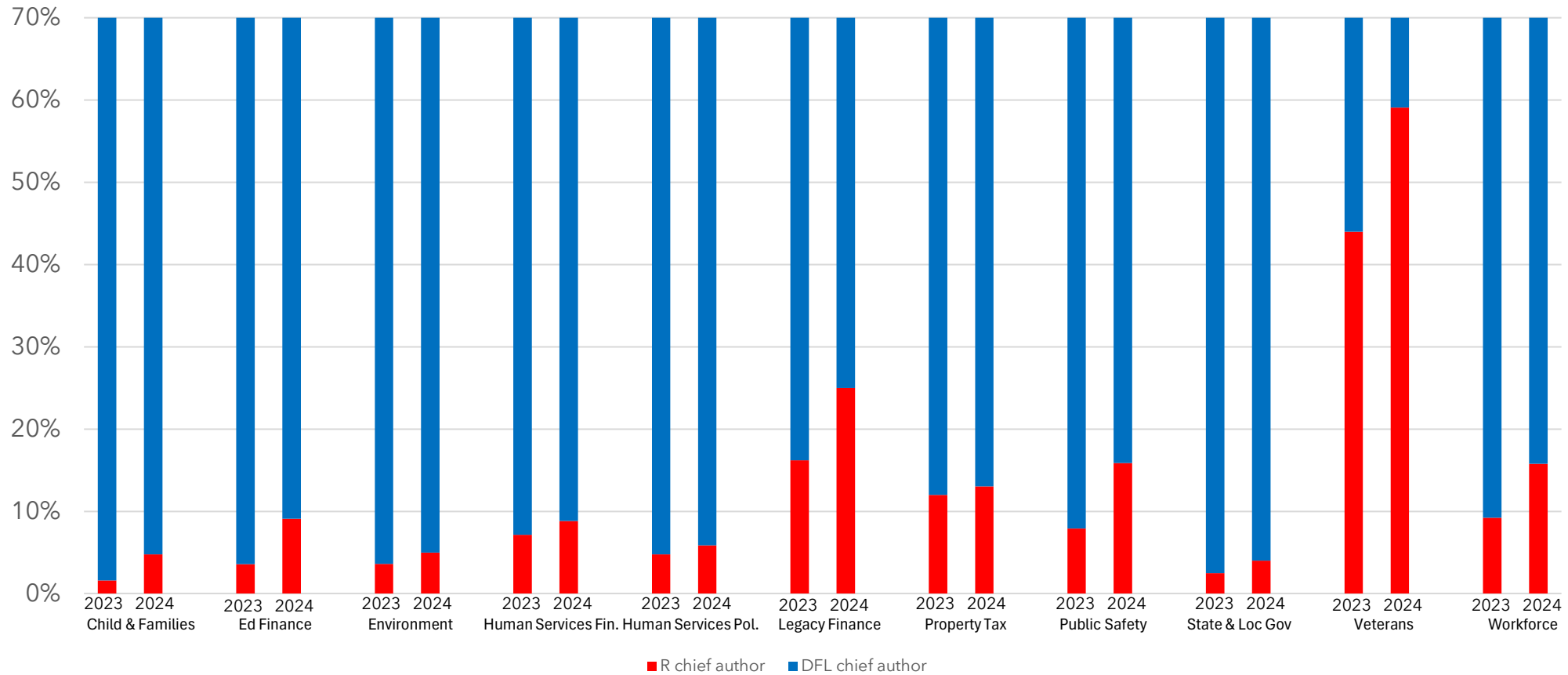
Senate Committees

with an increase in proportion of minority-led bills getting hearings 2023 vs 2024



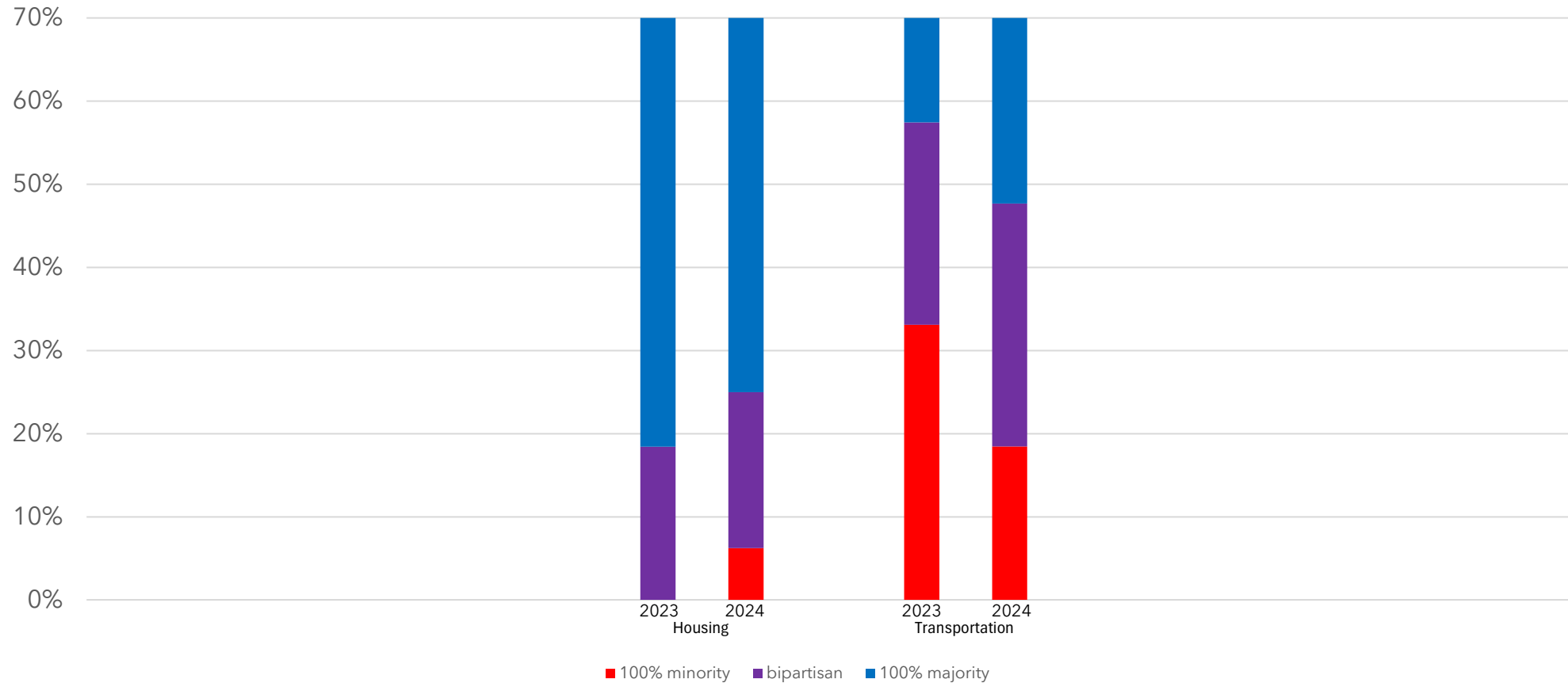
House Committees

with an increase in proportion of minority-led bills getting hearings 2023 vs 2024



Senate Committees

with an increase in proportion of bipartisan bills getting hearings 2023 vs 2024

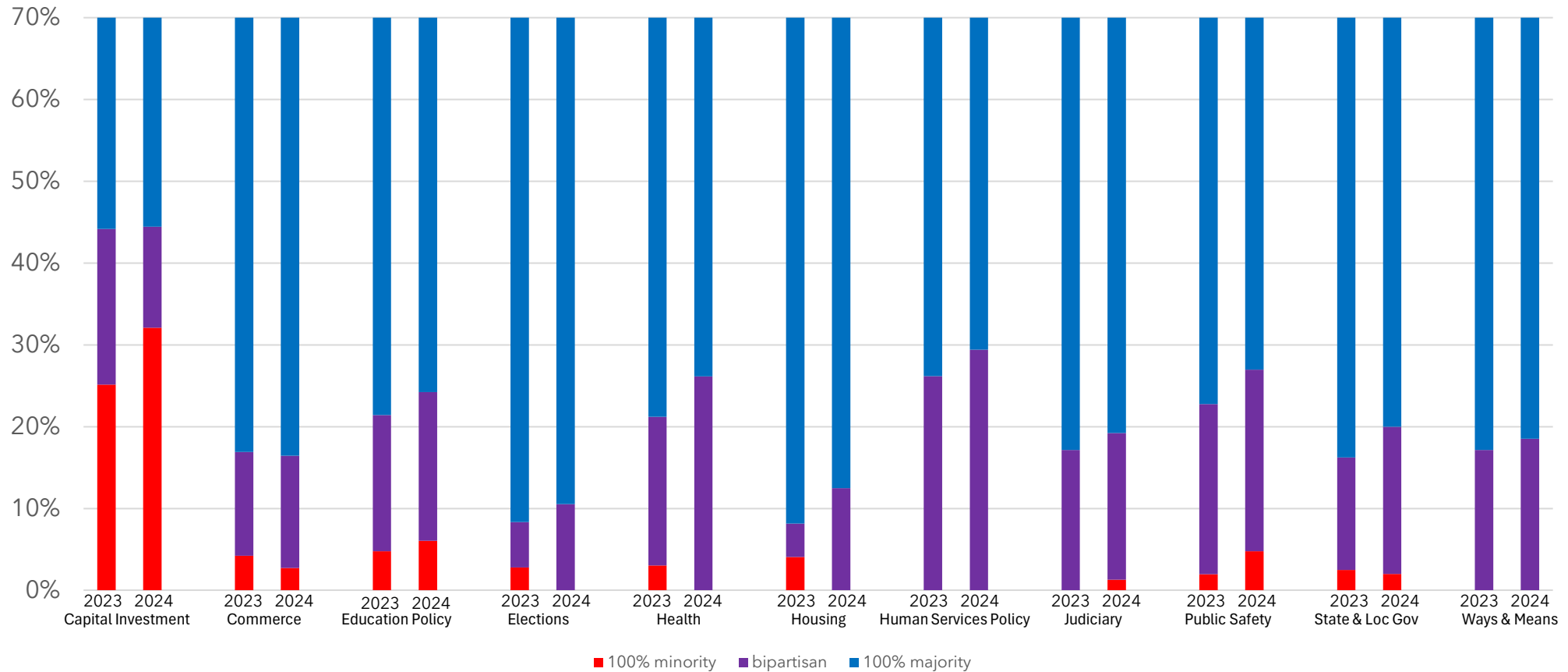


**bipartisan bills = at least one author from each party*

MAJORITY IN THE MIDDLE

House Committees

with an increase in proportion of bipartisan bills getting hearings 2023 vs 2024



*bipartisan bills = at least one author from each party



Individual Legislators

How do individual legislators influence bipartisanship?

Unlike most roles at the legislature that are based on seniority and hierarchy, individual legislators have enormous agency and power to create and cultivate bipartisan support for bills.

They do this by actively including colleagues across the aisle on their own bills, as well as signing on to bills authored by others.

These connections may be built on shared interests, from practical similarities of districts (e.g., shared county or school districts, similar industrial base) to personal (relationships, similar personal or family backgrounds, professional experience, legislative interests). Based on these commonalities, members can actively work to build these connections and collaborate on legislation.

Ultimately, legislators are free agents with election certificates.

Ideally, individuals will recognize and use that agency to build trust within their caucus while also building and nurturing relationships across the aisle - as well as down the hallway with members the other legislative body. Every bill in the House needs a Senate companion and vice versa, so bicameral relationships are also important.

Bill authorship by individual legislators

For each member of the legislature, we made two calculations.

First, the proportion of co-authors from either party included on bills for which legislators are chief author*, and therefore in charge of the bill.

Second, how frequently legislators signed onto bills as a co-author that were carried by members of their own party versus those bills carried by members across the aisle.

The individual information is presented as a numerical count. However, different legislators have different preferences on the number of bills they carry and/or sign onto, and sometimes their bill load is affected by other roles in the legislature.

As a reminder, it is our position that **bipartisan cooperation is nuanced, and bill authorship is just one piece**. There are many ways a legislator can work across the aisle that are not captured in this report.

**Our analysis subtracted out bills for which the legislator was the sole author. Including party identification for those bills seemed to paint an overly partisan picture of the entire dataset. Those bills are still included, but show as grey, instead of red, blue, or purple.*

Top-level findings from the Senate

(see full graphs p. 90-157)

Partisanship - within this analysis of individual members and their work on bill authorship – [continued to be less stark in the Senate than in the House by the end of the biennium.](#)

Senate individual chief authored bills

- Every member of the Senate had at least one member of the opposite party signed onto the bills they carried as the chief author.
- Eighteen members of the Senate had bipartisan co-authors on at least 30% of their chief-authored bills.

Senate individual cosigned bills

- Eight Republican Senators had DFL chief authors on at least 50% of the bills they signed onto. Another 5 had DFL chief authors on more than 40% of the bills they signed onto.
- Every member of the Senate signed onto at least one bill chief-authored by a member of the opposite party.

Top-level findings from the House

(see full graphs p. 158-294)

After the first year of the biennium, partisanship - within this analysis - looked more stark in the House than the Senate. However, while there's still more partisanship, [more members of the House also seemed to make an effort to cross the aisle in 2024.](#)


- *At the end of 2023, 22 DFL members and two Republican members had only signed onto bills chief-authored by a member of their same party.*

By the end of the biennium, that number was 12 DFL members and zero Republican members. Of the 12 that changed, eight of those co-authored one bill each. Three co-authored two bills, and one co-authored six bills.

- *At the end of 2023, 14 Republican and three DFL members only had bills they carried alone or with members of the same party.*

By the end of the biennium, that number was halved: seven Republican and one DFL member only had bills they carried alone or with members of the same party. Of the nine that changed, five of those added a member of the other party to one of their bills. Two added two, one added four, and one left the legislature.

Outcomes & Recommendations



Outcomes

We hope this report will accomplish two things:

First, to give support and acknowledgement to those legislators who are working across the aisle. We see you and we thank you for work that often goes unnoticed and unappreciated. Keep it up.

Second, to the public: despite what you may see in the news, or on social media, or from political campaigns - not all politics is divisive. Not every legislator sees enemies on the other side of the aisle. If you look hard enough, you can see the good work that's being done behind the scenes.

Legislators often hear from people who are really happy or really unhappy about an issue. They hear from advocates who are being paid to persuade them. They hear from political staff and campaign operatives who want them to toe the party line. They don't often hear from constituents who want compromise and collaboration - which, polling shows, is what most Americans want.

The best thing you can do to support legislators working across the aisle is to let them know you care about bipartisanship, and support them with your voice and your vote. (And if bipartisan cooperation is something you want to model, we encourage you to run for office. This work needs more champions.)

Recommendations

This year we are including a number of recommendations that came from our observations, current and former legislators, staff, lobbyists and other individuals, to try and make the legislature a better place to serve and work.

Make Space for Bipartisanship

- There seems to be an inverse relationship between the time spent in committee, and time spent on the floor. Caucus leaders and committee chairs should **ensure sufficient committee time for discussion and amendments**. Time is a precious and fixed resource in the legislative session. While floor sessions are significant, they almost always go as expected with little chance to change an outcome, and they're mainly a stage for members to offer amendments, information and opinions. Committees, on the other hand, are where the real work is done and where all members, experts, and citizens can weigh in.
- Majority and minority **members should be represented on committees "substantially in proportion"** to their percentage representation in the full body. When the majority holds an outsized number of committee seats (and thus votes), it fuels the sense that the process is "rigged." This doesn't require a rule change, only a closer adherence to the spirit and letter of current rules.

Manage the Floor

- We would highly encourage both chambers to **process as many stand-alone bills as possible**. Along with abiding by the spirit and letter of Minnesota's single subject rule, this allows a demonstration to the public of all the agreement and common ground that does exist. We aren't calling for abolishment of all omnibus bills, that would be silly, but we do call for more judicious use of that tactic.
- **Set reasonable limits on floor debate**. This isn't just about dissuading minority filibusters. Less time per bill gives the opportunity for more bills to be considered. One of the arguments for Omnibus bills is the limits on floor time. This would help overcome that objection.

Evaluating the rules without knowing for sure which party will be in the majority is an opportunity to employ a veil of ignorance. We would highly encourage members of both chambers to sit down together and hash out rules changes that everyone could live with - as members of the majority or the minority - BEFORE NOVEMBER, while control of the chambers is being determined by the voters.

We have limited the subject of recommendations shared here to ideas that would facilitate more bills getting hearings and more bipartisanship to take place in the process of lawmaking. (During the idea-collection process we heard of many other good ideas that fall outside this scope. We will share those in another engagement.)

Methodology

The bill authors in the committee graphs are authorship as of the hearing date. (If an author was added or removed the same day as a hearing, we took that change as of the hearing - whether or not the floor session happened before or after the committee meeting.)

Hearings in the Rules committees were not included in the report because bill referrals to those committees operate differently than the policy and finance committees.

Some bills were counted multiple times because of multiple hearings across committees.

The graphs illustrating Senate bills will not have any bills in the 1-19% or 81-99% categories, because of the mathematical limits of 5 bill authors or less. These categories only apply to House bills.

Committees and individual legislators are presented in alphabetical order. Two members of the House resigned and were replaced during the interim. We left their information in the dataset, because their information is not removed by the Revisor's office. Two new members were elected and sworn into office to replace them. We did not delegate their predecessors' information to them - all of their authorship of bills reflects the action they took as members.

Authorship is based on information contained on the Minnesota legislative website, which is populated by information from the Revisor's office, and the House and Senate staff.

Hearings information is based on information publicly published in committee minutes, bill status spreadsheets, and individual bill information on the Minnesota Legislature website.

Methodology changes since 2023

On the committee pages:

- Bills that were heard the same committee in both 2023 and 2024 are counted individually in each year's hearing total.*
- Bills that were not formally referred to a committee but that were given a hearing are not counted in the referral total but are counted in the hearing total.*

On the individual legislator pages:

- 2023 numbers are as of adjournment of the 2023 session.
- 2024 and total numbers are as of adjournment sine die.
- Because the Minnesota legislature operates in a two-year biennium, bills that did not pass by 2023 adjournment were still viable until the legislature adjourned *sine die* in 2024. Due to changes made to bill authorship throughout the biennium (such as co-authors being added or subtracted) the final biennial totals are not always the sum of individual years. *

How the report has changed since 2023:

- Most graphs are presented numerically instead of by percentage. Percentages for each subsection of data can be found in the narrative on each page. The exception to this are the graphs reflecting percentage change in minority-led and bipartisan bills getting hearings (p 25-28 in this report) between the two years of the biennium.
- The full-page comparison graphs for all of the committees and all legislators (p 22-23, 43-44, 78-87, 89-108 in the 2023 report) were determined to be unnecessary so they were not recreated for this year's report.

**Figures on the committee and individual pages where these situations have occurred are marked with an asterisk and footnoted at the bottom of each page.*

Acknowledgements

This report is a production of Majority in the Middle.

Thank you to our lead sponsor, Plural Policy Inc.

Shannon Watson and Kaleb McCulloch were responsible for data collection and analysis.


Aaron Cieslicki provided technical assistance in data collection.

Members of our Board of Directors assisted with proofreading and pre-publication reviews. Special thanks goes to those board members who are former legislators for sharing their experience and context.

While no legislative staff members participated directly in the production of this report, many participated indirectly, and we thank them for their work. The production of correct and timely committee minutes and agendas seem like a small thing, but they were integral to our understanding of what happened in rooms that we were not able to be in at the time.

For more information, media requests, or future sponsorship opportunities, contact Shannon Watson at shannon@majoritymiddle.com or 651-295-8515.

Appendix A: Hearings Detail by Committee





Senate

Agriculture, Broadband & Rural Development

152 bills were referred to the committee:

- 121 bills (72 in 2023; 49 in 2024) had a chief author from the majority party, and
- 31 bills (17 in 2023; 14 in 2024) had a chief author from the minority party.

92 bills received a hearing in the committee:

- 79 bills (53 in 2023; 26 in 2024) had a chief author from the majority party, and
- 13 bills (6 in 2023; 7 in 2024) had a chief author from the minority party.

Of the 92 bills that were heard in the committee:

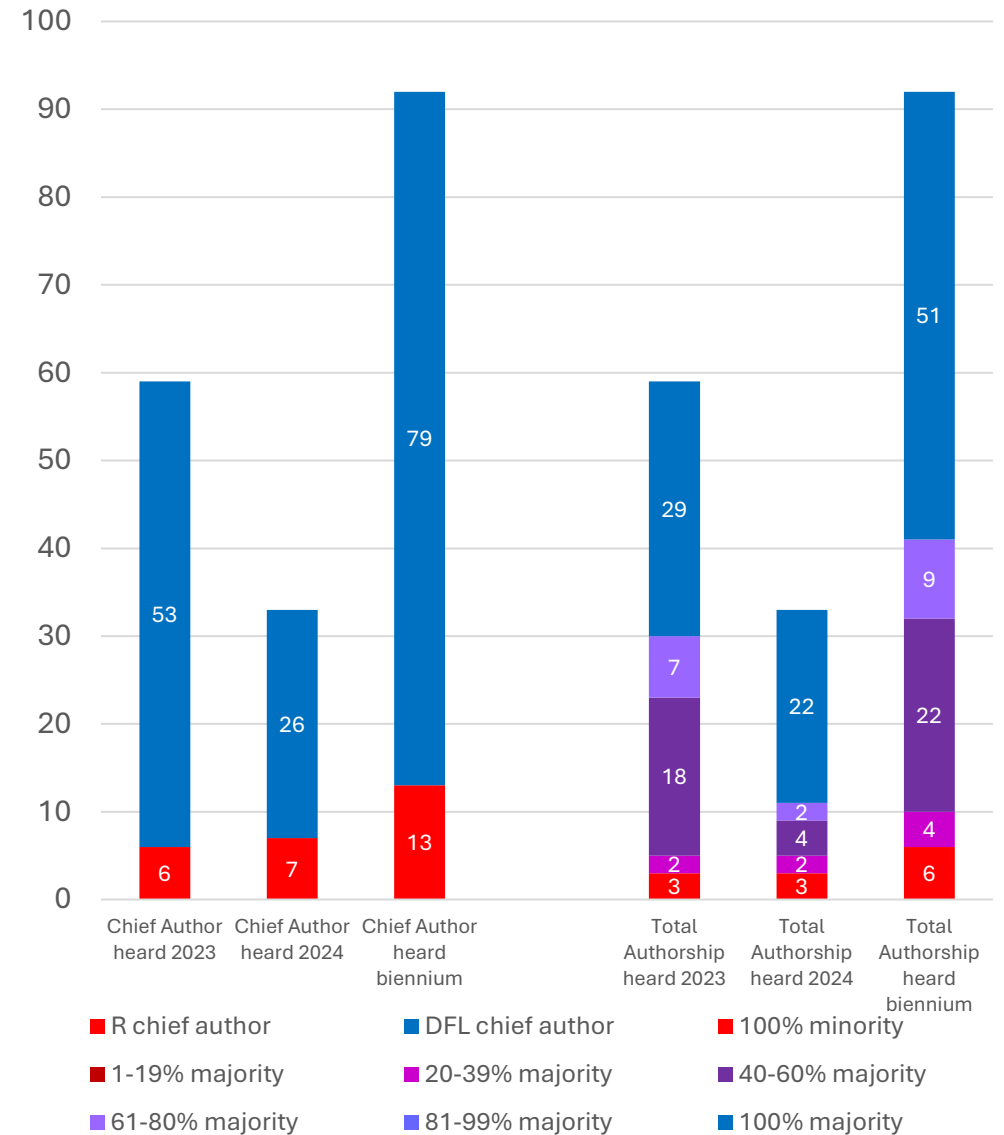
- 51 bills (29 in 2023; 22 in 2024) had 100% majority authorship,
- 6 bills (3 in 2023; 3 in 2024) had 100% minority authorship, and
- 35 bills (27 in 2023; 8 in 2024) had at least one author of each party.

Committee Members - 9 total: 5 DFL, 4 R

Sen. Aric Putnam (DFL) Committee Chair
 Sen. Robert Kupec (DFL) Committee Vice Chair
 Sen. Torrey Westrom (R) Republican Lead

Sen. Bruce Anderson (R)
 Sen. Gary Dahms (R)
 Sen. Gene Dornick (R)

Sen. Heather Gustafson (DFL)
 Sen. Mary Kunesh (DFL)
 Sen. Judy Seeberger (DFL)



Capital Investment

1036 bills were referred to the committee:

- 580 bills (344 in 2023; 236 in 2024) had a chief author from the majority party, and
- 456 bills (270 in 2023; 186 in 2024) had a chief author from the minority party.

260 bills received a hearing in the committee:

- 201 bills (193 in 2023; 8 in 2024) had a chief author from the majority party, and
- 60 bills (60 in 2023; 0 in 2024) had a chief author from the minority party.

Of the 261 bills that were heard in the committee:

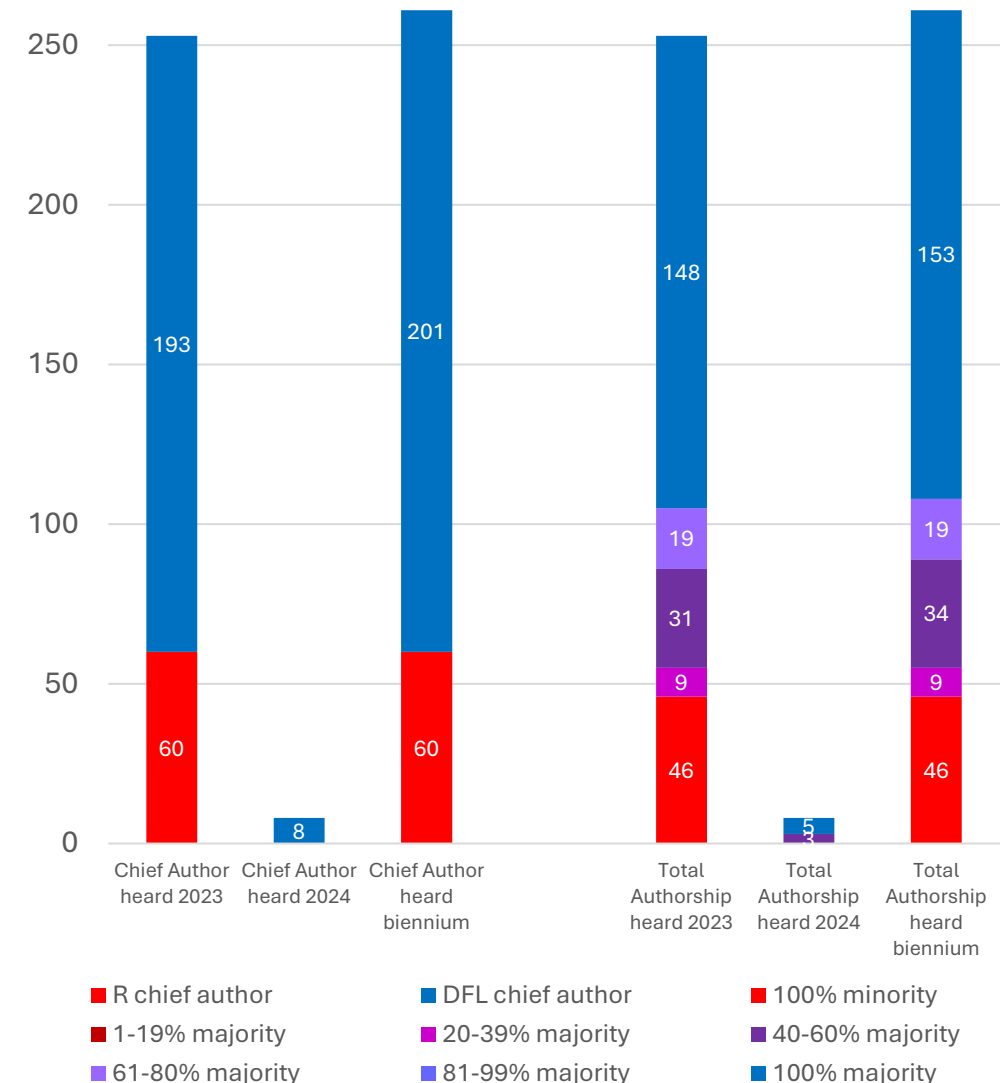
- 153 bills (148 in 2023; 5 in 2024) had 100% majority authorship,
- 46 bills (46 in 2023; 0 in 2024) had 100% minority authorship, and
- 62 bills (59 in 2023; 3 in 2024) had at least one author of each party.

Committee Members - 11 total: 6 DFL, 5 R

Sen. Sandra Pappas (DFL) Committee Chair
 Sen. Susan Pha (DFL) Committee Vice Chair
 Sen. Karin Housley (R) Republican Lead

Sen. D. Scott Dibble (DFL)
 Sen. Nick Frenz (DFL)
 Sen. John Jasinski (R)
 Sen. Zaynab Mohamed (DFL)

Sen. Carla Nelson (R)
 Sen. Eric Pratt (R)
 Sen. Jordan Rasmusson (R)
 Sen. Tou Xiong (DFL)



Commerce and Consumer Protection

248 bills were referred to the committee:

- 186 bills (88 in 2023; 98 in 2024) had a chief author from the majority party, and
- 58 bills (28 in 2023; 30 in 2024) had a chief author from the minority party.

103 bills received a hearing in the committee:

- 94 bills (48 in 2023; 46 in 2024) had a chief author from the majority party, and
- 9 bills (3 in 2023; 6 in 2024) had a chief author from the minority party.

Of the 103 bills that were heard in the committee:

- 67 bills (34 in 2023; 33 in 2024) had 100% majority authorship,
- 4 bills (0 in 2023; 4 in 2024) had 100% minority authorship, and
- 32 bills (17 in 2023; 15 in 2024) had at least one author of each party.

Committee Members - 10 total: 6 DFL, 4 R

Sen. Matt Klein (DFL) Committee Chair

Sen. Judy Seeberger (DFL) Committee Vice Chair

Sen. Gary Dahms (R) Republican Lead

Sen. Zach Duckworth (R)

Sen. Nick Frentz (DFL)

Sen. Jeff Howe (R)

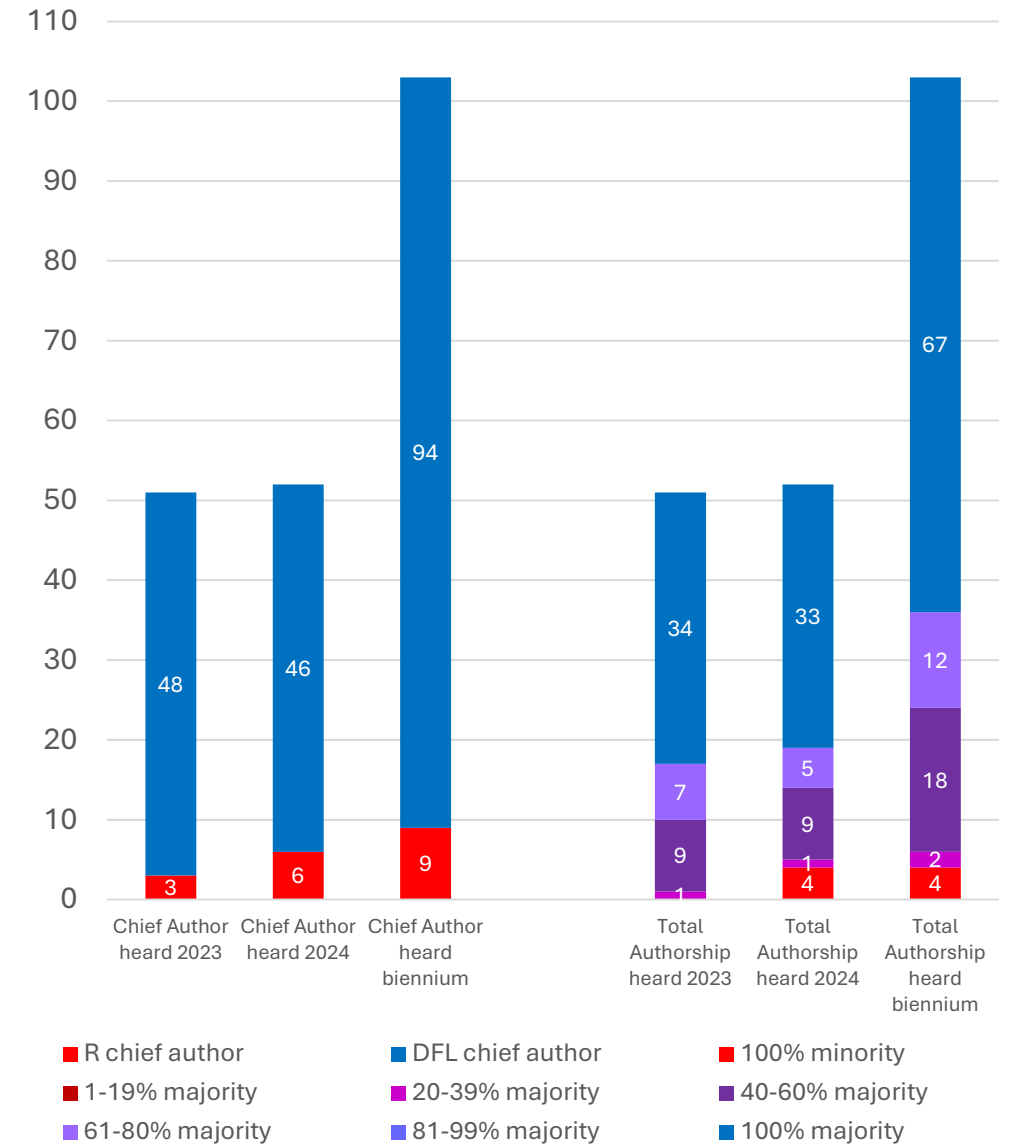
Sen. Ron Latz (DFL)

Sen. Jordan Rasmusson (R)

Sen. Melissa Wiklund (DFL)

Sen. Tou Xiong (DFL) (only 2023)

Sen. Ann Rest (DFL) (only 2024)



Education Finance

242 bills were referred to the committee:

- 200 bills (128 in 2023; 72 in 2024) had a chief author from the majority party, and
- 42 bills (24 in 2023; 18 in 2024) had a chief author from the minority party.

116 bills received a hearing in the committee:

- 107 bills (67 in 2023; 40 in 2024) had a chief author from the majority party, and
- 9 bills (7 in 2023; 2 in 2024) had a chief author from the minority party.

Of the 116 bills that were heard in the committee:

- 76 bills (43 in 2023; 33 in 2024) had 100% majority authorship,
- 3 bills (2 in 2023; 1 in 2024) had 100% minority authorship, and
- 37 bills (29 in 2023; 8 in 2024) had at least one author of each party.

Committee Members - 10 total: 6 DFL, 4 R

Sen. Mary Kunesh (DFL) Committee Chair

Sen. Heather Gustafson (DFL) Committee Vice Chair

Sen. Jason Rarick (R) Republican Lead

Sen. Steve Cwodzinski (DFL)

Sen. Robert Farnsworth (R)

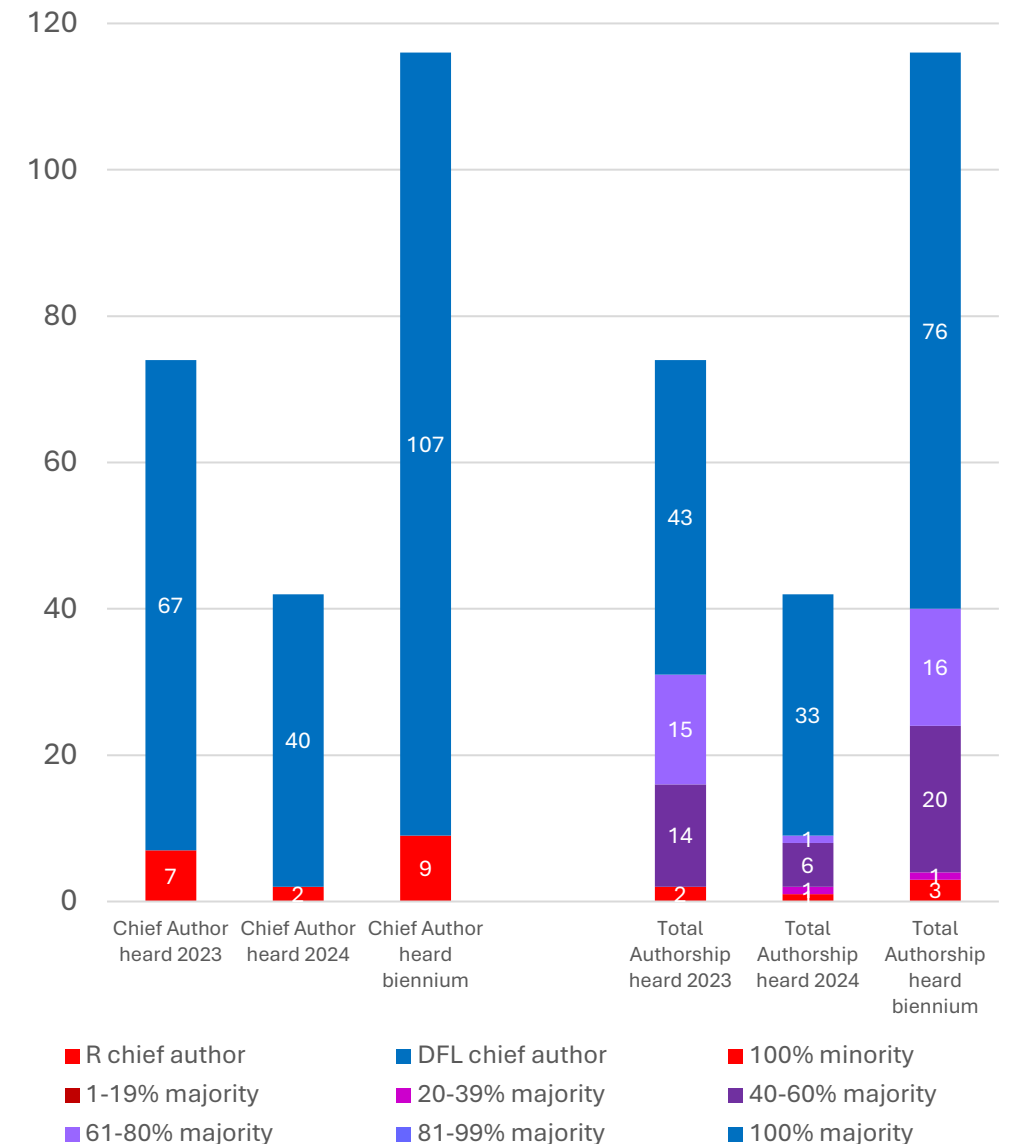
Sen. Michael Kreun (R)

Sen. Eric Lucero (R)

Sen. Erin Maye Quade (DFL)

Sen. Clare Oumou Verbeten (DFL)

Sen. Bonnie Westlin (DFL)



Education Policy

223 bills were referred to the committee:

- 142 bills (81 in 2023; xx in 2024) had a chief author from the majority party, and
- 81 bills (47 in 2023; xx in 2024) had a chief author from the minority party.

73 bills received a hearing in the committee:

- 67 bills (41 in 2023; 26 in 2024) had a chief author from the majority party, and
- 6 bills (4 in 2023; 2 in 2024) had a chief author from the minority party.

Of the 73 bills that were heard in the committee:

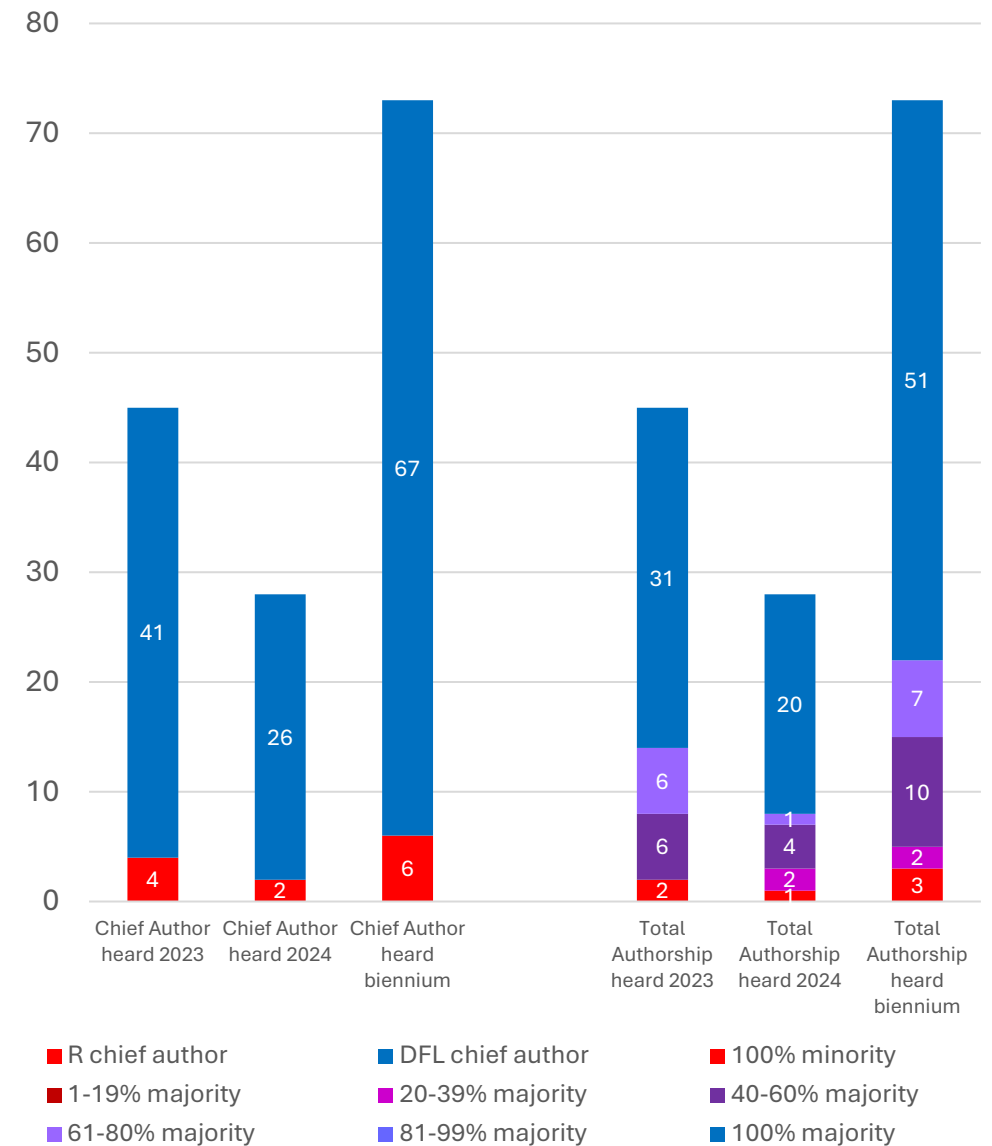
- 51 bills (31 in 2023; 20 in 2024) had 100% majority authorship,
- 3 bills (2 in 2023; 1 in 2024) had 100% minority authorship, and
- 19 bills (12 in 2023; 7 in 2024) had at least one author of each party.

Committee Members - 10 total: 6 DFL, 4 R

Sen. Steve Cwodzinski (DFL) Committee Chair
 Sen. Erin Maye Quade (DFL) Committee Vice Chair
 Sen. Julia Coleman (R) Republican Lead

Sen. Jim Abeler (R)
 Sen. Liz Boldon (DFL)
 Sen. Zach Duckworth (R)
 Sen. Grant Hauschild (DFL)

Sen. Mary Kunesh (DFL)
 Sen. Alice Mann (DFL)
 Sen. Nathan Wesenberg (R)



Elections

120 bills were referred to the committee:

- 80 bills (48 in 2023; 32 in 2024) had a chief author from the majority party, and
- 40 bills (30 in 2023; 10 in 2024) had a chief author from the minority party.

59 bills received a hearing in the committee:

- 58 bills (36 in 2023; 22 in 2024) had a chief author from the majority party, and
- 1 bill (1 in 2023; 0 in 2024) had a chief author from the minority party.

Of the 59 bills that were heard in the committee:

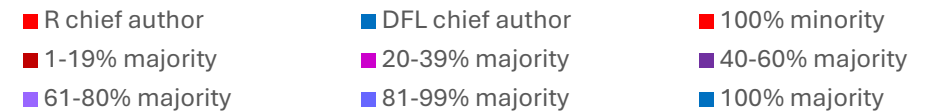
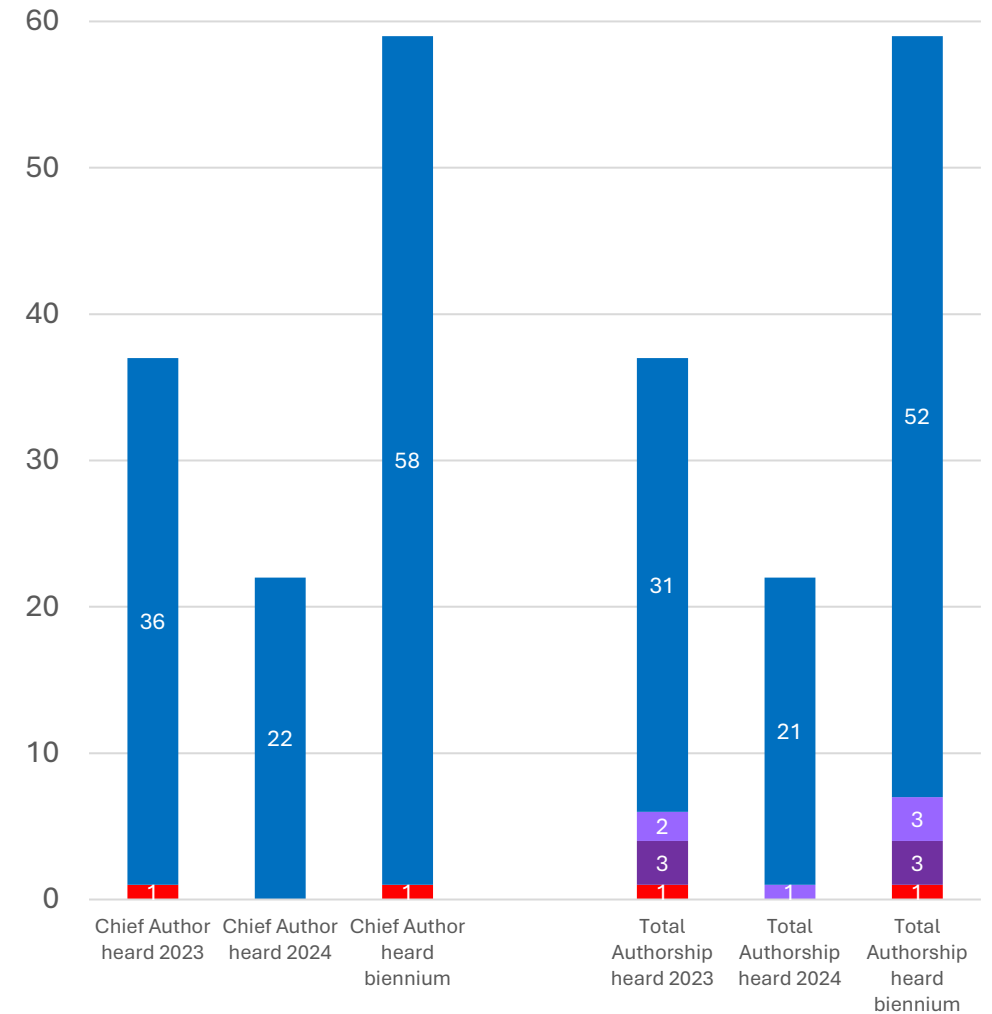
- 52 bills (31 in 2023; 21 in 2024) had 100% majority authorship,
- 1 bill (1 in 2023; 0 in 2024) had 100% minority authorship, and
- 6 bills (5 in 2023; 1 in 2024) had at least one author of each party.

Committee Members - 14 total: 8 DFL, 6 R

Sen. Jim Carlson (DFL) Committee Chair
 Sen. Bonnie Westlin (DFL) Committee Vice Chair
 Sen. Mark Koran (R) Republican Lead

Sen. Bruce Anderson (R)
 Sen. Calvin Bahr (R)
 Sen. Liz Boldon (DFL)
 Sen. Steve Cwodzinski (DFL)
 Sen. Gene Dornick (R)
 Sen. Warren Limmer (R)

Sen. John Marty (DFL)
 Sen. Andrew Mathews (R)
 Sen. Nicole Mitchell (DFL)
 Sen. Lindsey Port (DFL)
 Sen. Ann Rest (DFL)



Energy, Utilities, Environment and Climate

126 bills were referred to the committee:

- 94 bills (61 in 2023; 33 in 2024) had a chief author from the majority party, and
- 32 bills (25 in 2023; 7 in 2024) had a chief author from the minority party.

76 bills received a hearing in the committee:

- 61 bills (41 in 2023; 20 in 2024) had a chief author from the majority party, and
- 15 bills (9 in 2023; 6 in 2024) had a chief author from the minority party.

Of the 76 bills that were heard in the committee:

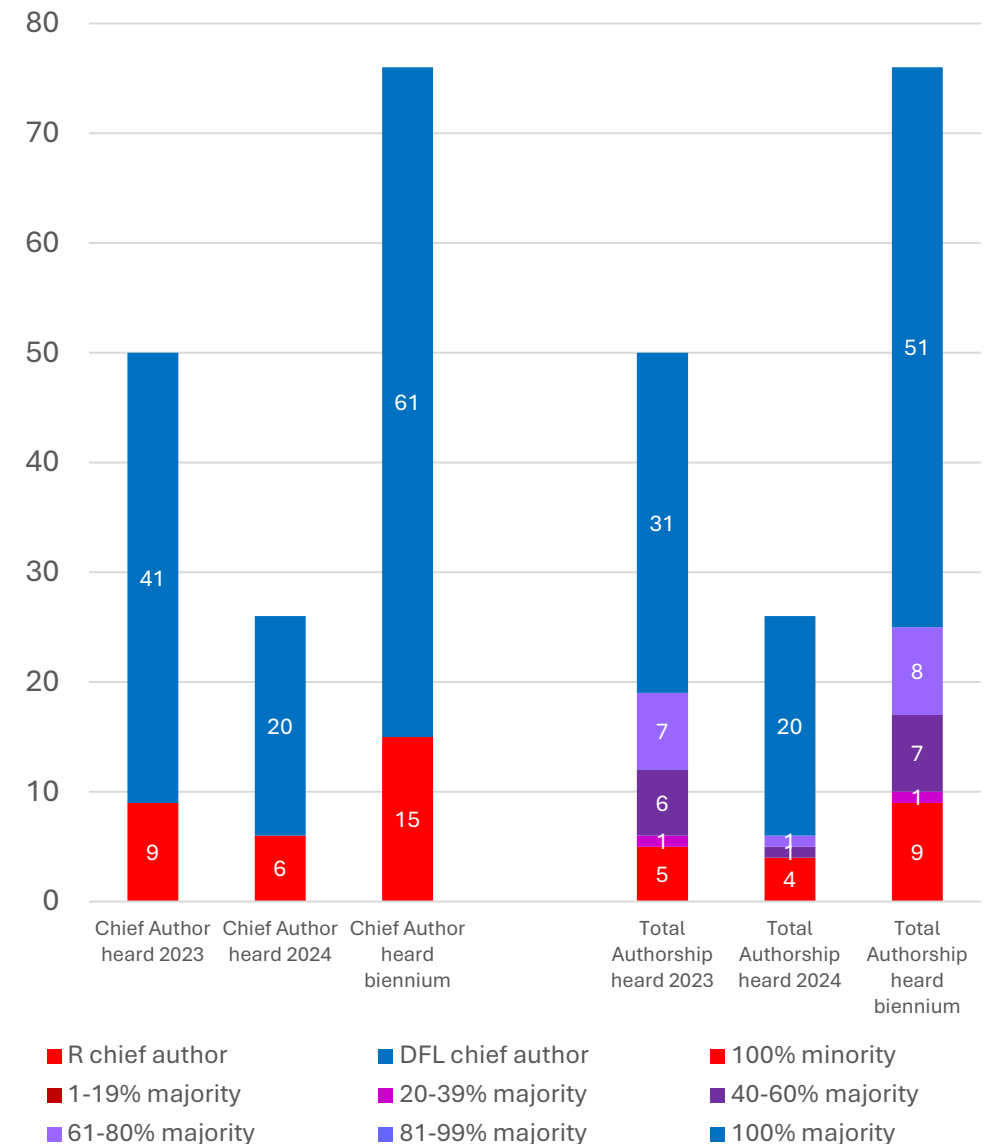
- 51 bills (31 in 2023; 20 in 2024) had 100% majority authorship,
- 9 bills (5 in 2023; 4 in 2024) had 100% minority authorship, and
- 16 bills (14 in 2023; 2 in 2024) had at least one author of each party.

Committee Members - 14 total: 8 DFL, 6 R

Sen. Nick Frentz (DFL) Committee Chair
 Sen. Tou Xiong (DFL) Committee Vice Chair
 Sen. Andrew Mathews (R) Republican Lead

Sen. D. Scott Dibble (DFL)
 Sen. Steve Green (R)
 Sen. Glenn Gruenhagen (R)
 Sen. John Hoffman (DFL)
 Sen. Matt Klein (DFL)
 Sen. Eric Lucero (R)

Sen. Jennifer McEwen (DFL)
 Sen. Nicole Mitchell (DFL)
 Sen. Lindsey Port (DFL)
 Sen. Jason Rarick (R)
 Sen. Bill Weber (R)



Environment, Climate, and Legacy

415 bills were referred to the committee:

- 290 bills (180 in 2023; 110 in 2024) had a chief author from the majority party, and
- 125 bills (76 in 2023; 49 in 2024) had a chief author from the minority party.

179 bills received a hearing in the committee:

- 159 bills (91 in 2023; 68 in 2024) had a chief author from the majority party, and
- 20 bills (14 in 2023; 6 in 2024) had a chief author from the minority party.

Of the 179 bills that were heard in the committee:

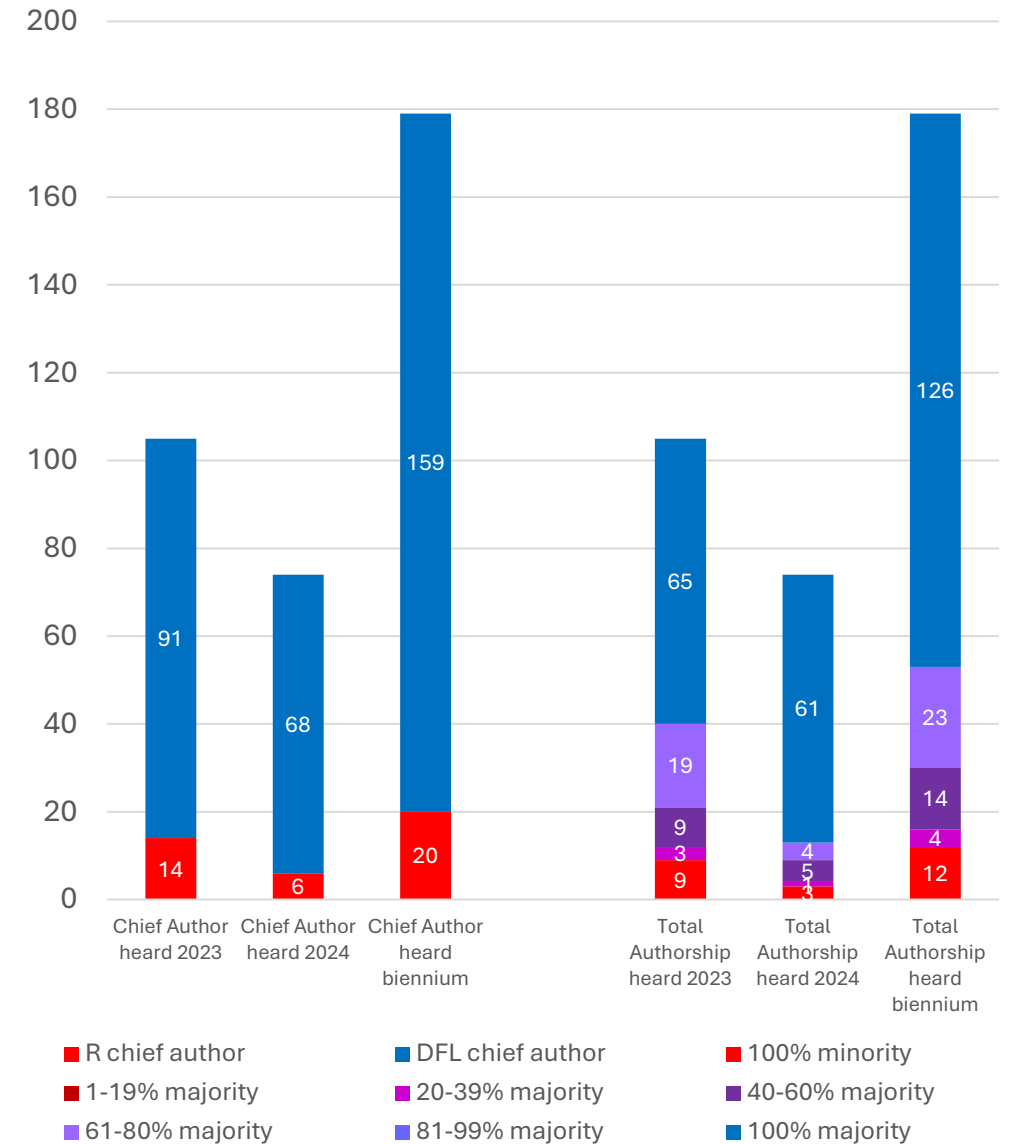
- 126 bills (65 in 2023; 61 in 2024) had 100% majority authorship,
- 12 bills (9 in 2023; 3 in 2024) had 100% minority authorship, and
- 41 bills (31 in 2023; 10 in 2024) had at least one author of each party.

Committee Members - 10 total: 6 DFL, 4 R

Sen. Founq Hawj (DFL) Committee Chair
 Sen. Jennifer McEwen (DFL) Committee Vice Chair
 Sen. Justin Eichorn (R) Republican Lead

Sen. Steve Green (R)
 Sen. Grant Hauschild (DFL)
 Sen. John Hoffman (DFL)
 Sen. Mary Kunesh (DFL)

Sen. Andrew Lang (R)
 Sen. Kelly Morrison (DFL)
 Sen. Nathan Wesenberg (R)



Finance

199 bills were referred to the committee:

- 188 bills (126 in 2023; 62 in 2024) had a chief author from the majority party, and
- 11 bills (11 in 2023; 0 in 2024) had a chief author from the minority party.

98 bills received a hearing in the committee:

- 97 bills (56 in 2023; 41 in 2024) had a chief author from the majority party, and
- 1 bill (1 in 2023; 0 in 2024) had a chief author from the minority party.

Of the 98 bills that were heard in the committee:

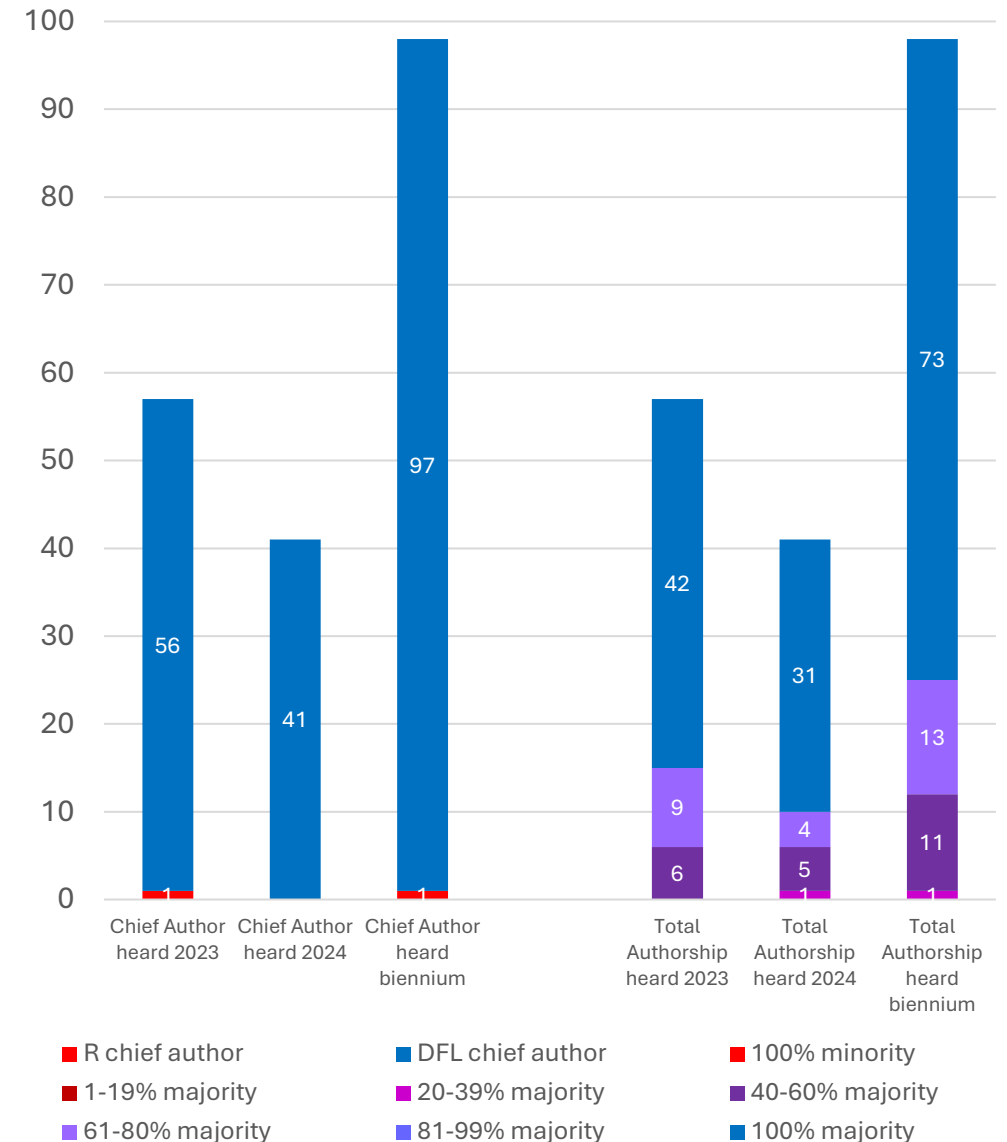
- 73 bills (42 in 2023; 31 in 2024) had 100% majority authorship,
- 0 bills (0 in 2023; 0 in 2024) had 100% minority authorship, and
- 25 bills (15 in 2023; 10 in 2024) had at least one author of each party.

Committee Members - 12 total: 7 DFL, 5 R

Sen. John Marty (DFL) Committee Chair
 Sen. Nick Frentz (DFL) Committee Vice Chair
 Sen. Eric Pratt (R) Republican Lead

Sen. Bobby Joe Champion (DFL)
 Sen. Gary Dahms (R)
 Sen. Rich Draheim (R)
 Sen. Justin Eichorn (R)
 Sen. Zaynab Mohamed (DFL)

Sen. Erin Murphy (DFL)
 Sen. Sandra Pappas (DFL)
 Sen. Torrey Westrom (R)
 Sen. Melissa Wiklund (DFL)



Health and Human Services

623 bills were referred to the committee:

- 499 bills (290 in 2023; 209 in 2024) had a chief author from the majority party, and
- 122 bills (92 in 2023; 30 in 2024) had a chief author from the minority party.

274 bills received a hearing in the committee:

- 264* bills (141 in 2023; 121 in 2024) had a chief author from the majority party, and
- 13 bills (6 in 2023; 7 in 2024) had a chief author from the minority party.

Of the 274 bills that were heard in the committee:

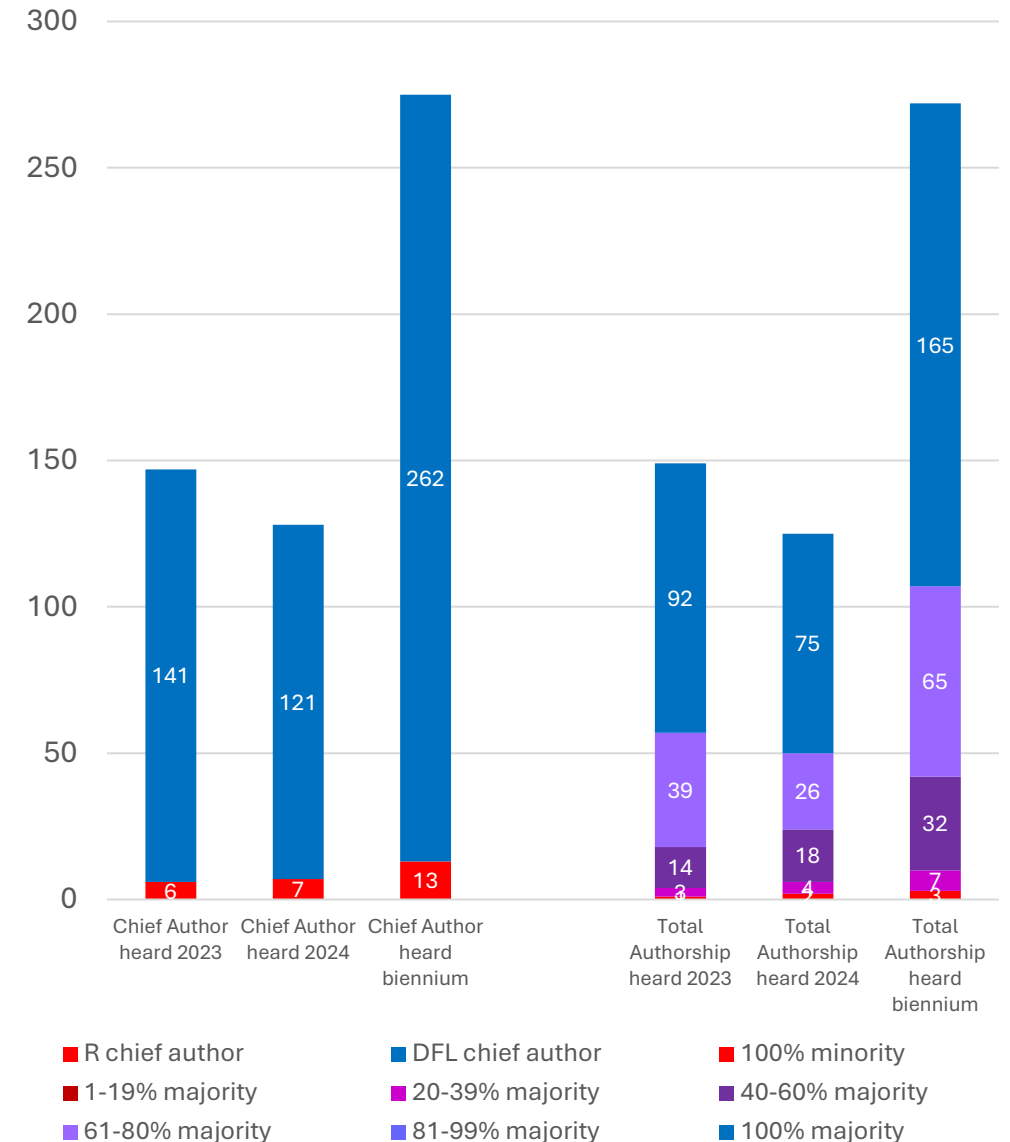
- 167 bills (92 in 2023; 75 in 2024) had 100% majority authorship,
- 3 bills (1 in 2023; 2 in 2024) had 100% minority authorship, and
- 104 bills (56 in 2023; 48 in 2024) had at least one author of each party.

Committee Members - 9 total: 6 DFL, 3 R

Sen. Melissa Wiklund (DFL) Committee Chair
 Sen. Alice Mann (DFL) Committee Vice Chair
 Sen. Paul Utke (R) Republican Lead

Sen. Jim Ablor (R)
 Sen. Liz Boldon (DFL)
 Sen. John Hoffman (DFL)

Sen. Robert Kupec (DFL)
 Sen. Bill Lieske (R)
 Sen. Kelly Morrison (DFL)



*One bill was heard in both 2023 and 2024

Higher Education

96 bills were referred to the committee:

- 75 bills (48 in 2023; 27 in 2024) had a chief author from the majority party, and
- 21 bills (17 in 2023; 4 in 2024) had a chief author from the minority party.

57 bills received a hearing in the committee:

- 54 bills (34 in 2023; 20 in 2024) had a chief author from the majority party, and
- 3 bills (2 in 2023; 1 in 2024) had a chief author from the minority party.

Of the 57 bills that were heard in the committee:

- 36 bills (21 in 2023; 15 in 2024) had 100% majority authorship,
- 0 bills (0 in 2023; 0 in 2024) had 100% minority authorship, and
- 21 bills (15 in 2023; 6 in 2024) had at least one author of each party.

Committee Members - 8 total: 5 DFL, 3 R

Sen. Omar Fateh Wiklund (DFL) Committee Chair

Sen. Aric Putnam (DFL) Committee Vice Chair

Sen. Zach Duckworth (R) Republican Lead

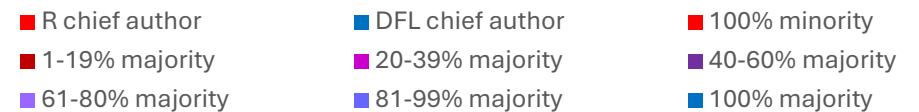
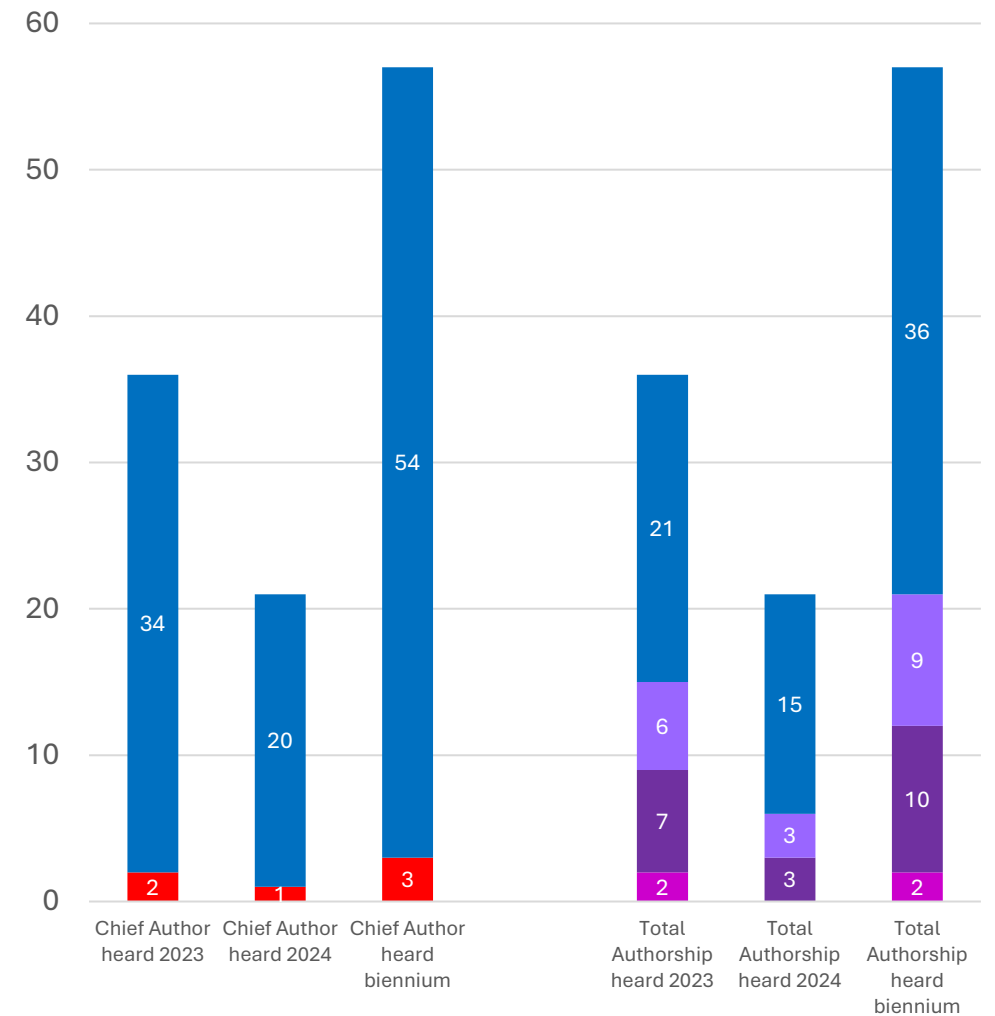
Sen. Robert Farnsworth (R)

Sen. Robert Kupec (DFL)

Sen. Erin Murphy (DFL)

Sen. Clare Oumou Verbeten (DFL)

Sen. Jason Rarick (R)



Housing & Homelessness Prevention

125 bills were referred to the committee:

- 117 bills (75 in 2023; 42 in 2024) had a chief author from the majority party, and
- 8 bills (7 in 2023; 1 in 2024) had a chief author from the minority party.

70 bills received a hearing in the committee:

- 66 bills (36 in 2023; 30 in 2024) had a chief author from the majority party, and
- 4 bills (2 in 2023; 2 in 2024) had a chief author from the minority party.

Of the 70 bills that were heard in the committee:

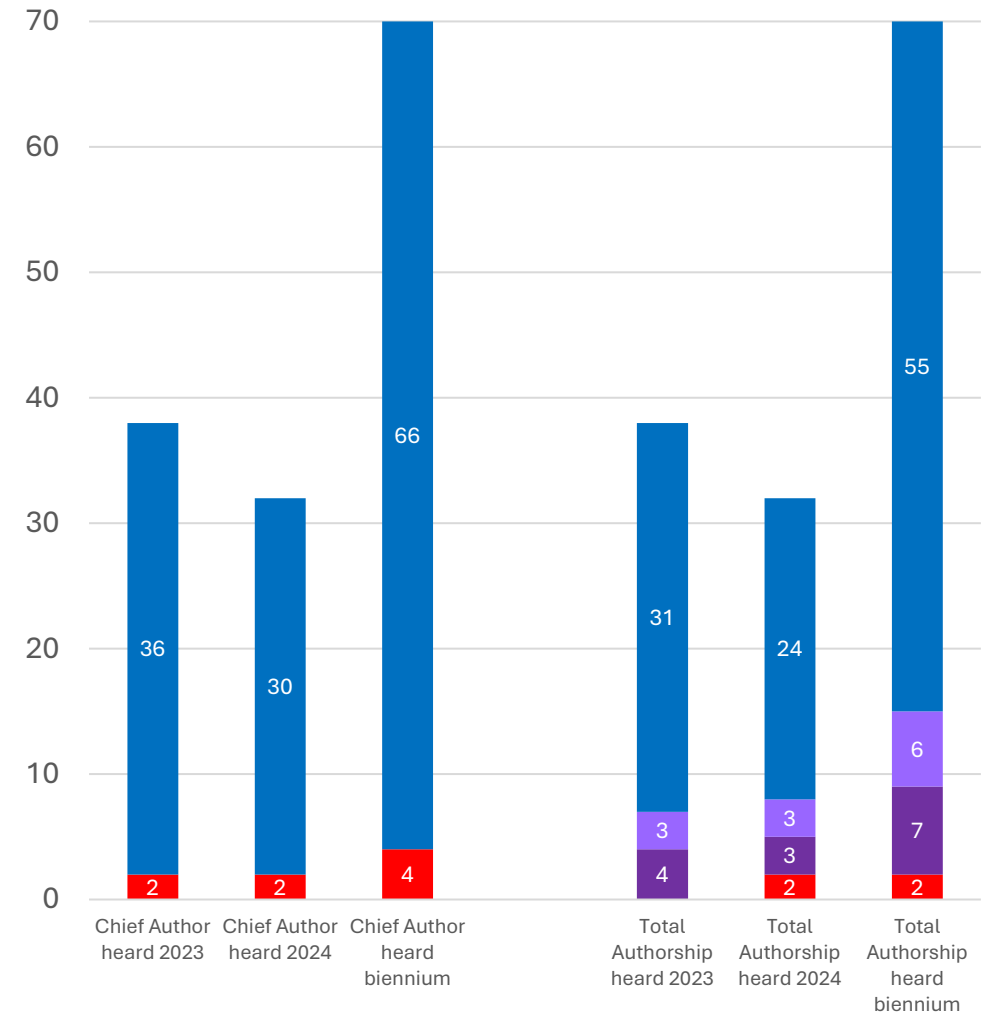
- 55 bills (31 in 2023; 24 in 2024) had 100% majority authorship,
- 2 bills (0 in 2023; 2 in 2024) had 100% minority authorship, and
- 13 bills (7 in 2023; 6 in 2024) had at least one author of each party.

Committee Members - 8 total: 5 DFL, 3 R

Sen. Lindsey Port (DFL) Committee Chair
 Sen. Liz Boldon (DFL) Committee Vice Chair
 Sen. Eric Lucero (R) Republican Lead

Sen. Rich Draheim (R)
 Sen. Karin Housley (R)
 Sen. Zaynab Mohamed (DFL)

Sen. Susan Pha (DFL)
 Sen. Ann Rest (DFL) (only 2023)
 Sen. Tou Xiong (DFL) (only 2024)



Human Services

202 bills were referred to the committee:

- 155 bills (85 in 2023; 70 in 2024) had a chief author from the majority party, and
- 47 bills (27 in 2023; 20 in 2024) had a chief author from the minority party.

114 bills received a hearing in the committee:

- 85 bills (40 in 2023; 45 in 2024) had a chief author from the majority party, and
- 30* bills (14 in 2023; 16 in 2024) had a chief author from the minority party.

Of the 114 bills that were heard in the committee:

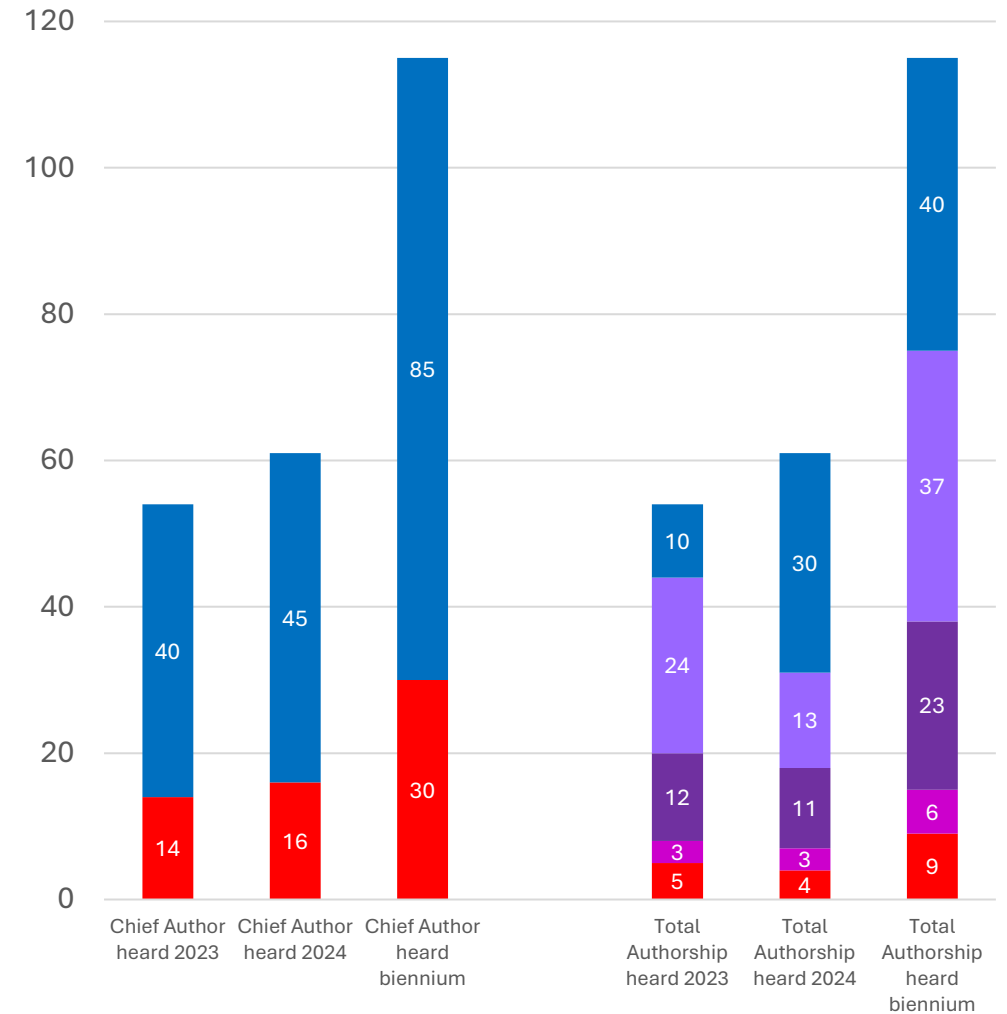
- 40 bills (10 in 2023; 30 in 2024) had 100% majority authorship,
- 9 bills (5 in 2023; 4 in 2024) had 100% minority authorship, and
- 66* bills (39 in 2023; 27 in 2024) had at least one author of each party.

Committee Members - 10 total: 6 DFL, 4 R

Sen. John Hoffman (DFL) Committee Chair
 Sen. Omar Fateh (DFL) Committee Vice Chair
 Sen. Jim Abeler (R) Republican Lead

Sen. Alice Mann (DFL)
 Sen. Andrew Matthews (R)
 Sen. Erin Maye Quade (DFL)
 Sen. Nicole Mitchell (DFL)

Sen. Jordan Rasmusson (R)
 Sen. Paul Utke (R)
 Sen. Melissa Wiklund (DFL)



- R chief author
- DFL chief author
- 1-19% majority
- 20-39% majority
- 40-60% majority
- 61-80% majority
- 81-99% majority
- 100% minority

*One bill was heard in both 2023 and 2024

Jobs and Economic Development

238 bills were referred to the committee:

- 204 bills (125 in 2023; 79 in 2024) had a chief author from the majority party, and
- 34 bills (23 in 2023; 11 in 2024) had a chief author from the minority party.

132 bills received a hearing in the committee:

- 119 bills (87 in 2023; 32 in 2024) had a chief author from the majority party, and
- 13 bills (10 in 2023; 3 in 2024) had a chief author from the minority party.

Of the 132 bills that were heard in the committee:

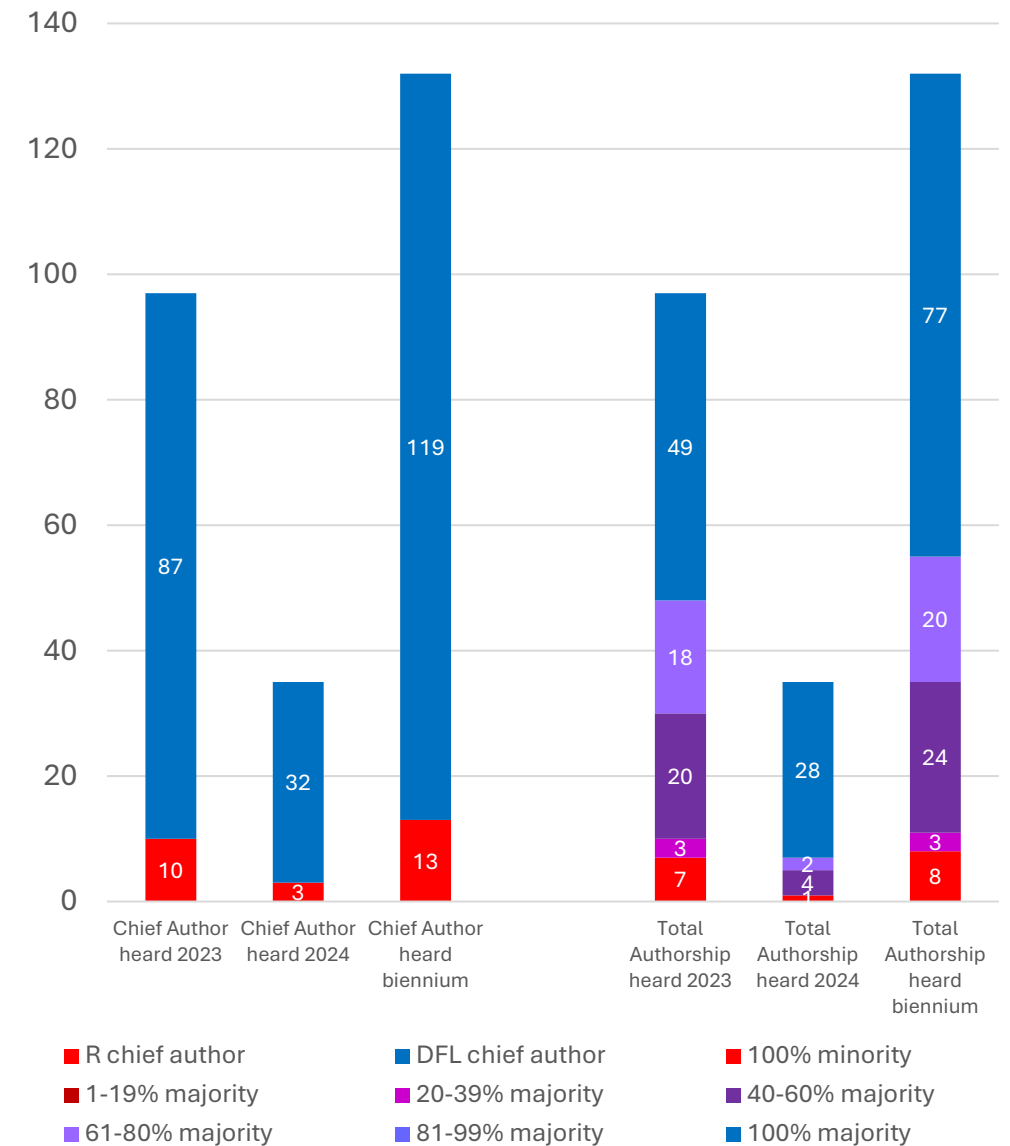
- 77 bills (49 in 2023; 28 in 2024) had 100% majority authorship,
- 8 bills (7 in 2023; 1 in 2024) had 100% minority authorship, and
- 47 bills (41 in 2023; 6 in 2024) had at least one author of each party.

Committee Members - 9 total: 5 DFL, 4 R

Sen. Bobby Joe Champion (DFL) Committee Chair
 Sen. Zaynab Mohamed (DFL) Committee Vice Chair
 Sen. Rich Draheim (R) Republican Lead

Sen. Heather Gustafson (DFL)
 Sen. Foung Hawj (DFL)
 Sen. Karin Housley (R)

Sen. Carla Nelson (R)
 Sen. Eric Pratt (R)
 Sen. Aric Putnam (DFL)



Judiciary and Public Safety

789 bills were referred to the committee:

- 544 bills (309 in 2023; 235 in 2024) had a chief author from the majority party, and
- 245 bills (148 in 2023; 97 in 2024) had a chief author from the minority party.

343 bills received a hearing in the committee:

- 298* bills (155 in 2023; 144 in 2024) had a chief author from the majority party, and
- 45 bills (21 in 2023; 24 in 2024) had a chief author from the minority party.

Of the 343 bills that were heard in the committee:

- 241* bills (120 in 2023; 121 in 2024) had 100% majority authorship,
- 15 bills (6 in 2023; 9 in 2024) had 100% minority authorship, and
- 88 bills (50 in 2023; 38 in 2024) had at least one author of each party.

Committee Members - 10 total: 6 DFL, 4 R

Sen. Ron Latz (DFL) Committee Chair

Sen. Clare Oumou Verbeten (DFL) Committee Vice Chair

Sen. Warren Limmer (R) Republican Lead

Sen. Jim Carlson (DFL)

Sen. Justin Eichorn (R)

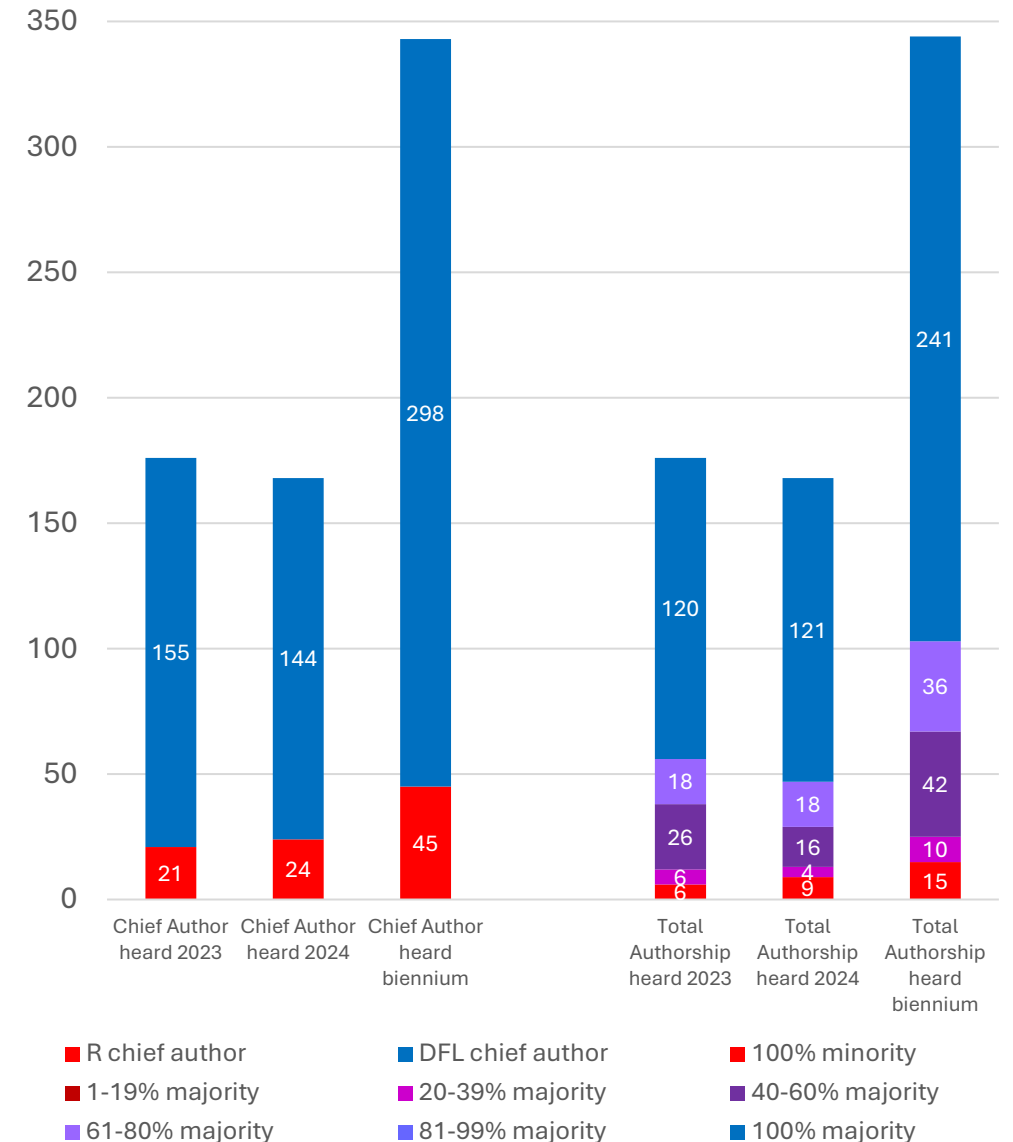
Sen. Jeff Howe (R)

Sen. Michael Kreun (R)

Sen. Sandy Pappas (DFL)

Sen. Judy Seeberger (DFL)

Sen. Bonnie Westlin (DFL)



*One bill was heard in both 2023 and 2024

Labor

110 bills were referred to the committee:

- 91 bills (41 in 2023; 50 in 2024) had a chief author from the majority party, and
- 19 bills (15 in 2023; 4 in 2024) had a chief author from the minority party.

70 bills received a hearing in the committee:

- 69 bills (35 in 2023; 34 in 2024) had a chief author from the majority party, and
- 1 bills (1 in 2023; 0 in 2024) had a chief author from the minority party.

Of the 70 bills that were heard in the committee:

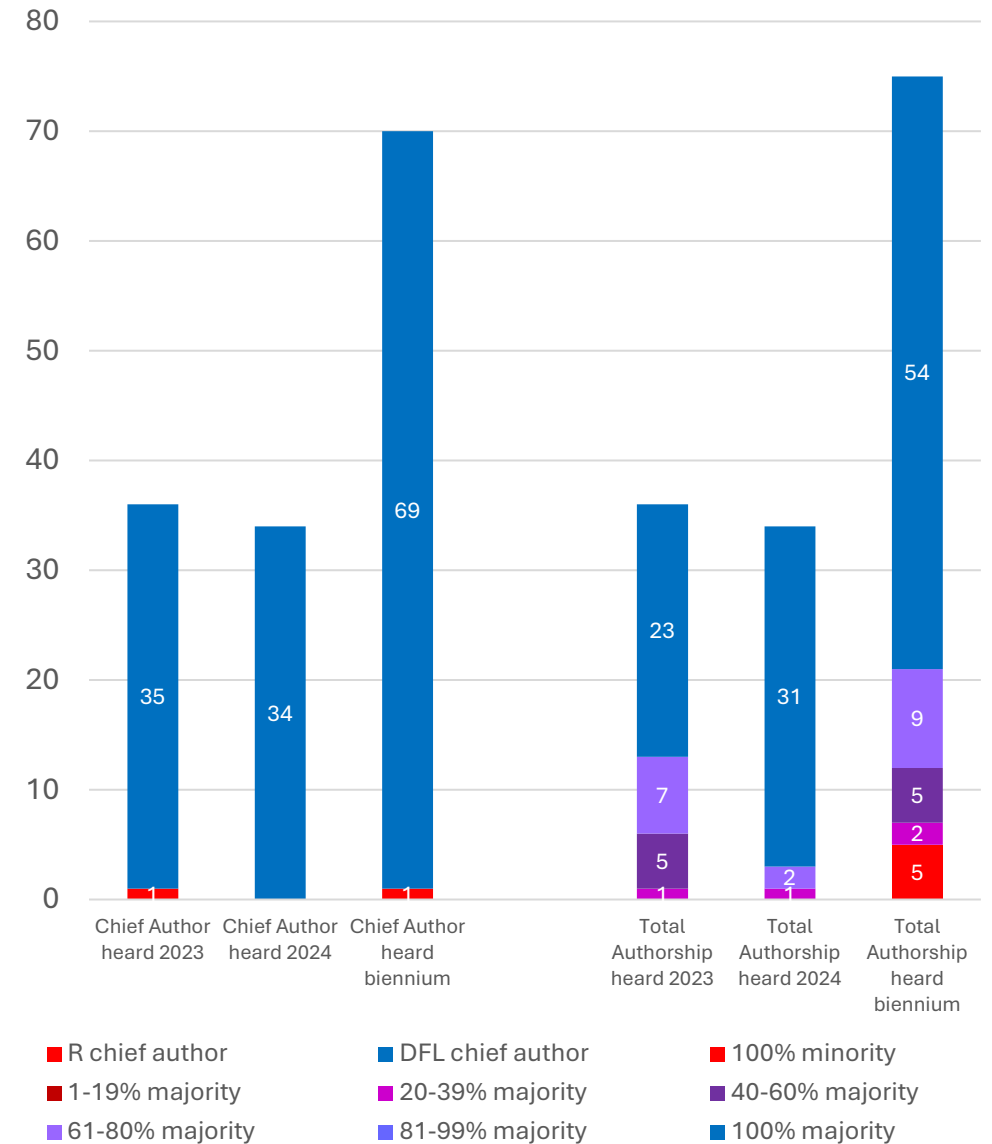
- 54 bills (23 in 2023; 31 in 2024) had 100% majority authorship,
- 0 bills (0 in 2023; 0 in 2024) had 100% minority authorship, and
- 16 bills (13 in 2023; 3 in 2024) had at least one author of each party.

Committee Members - 10 total: 6 DFL, 4 R

Sen. Jennifer McEwen (DFL) Committee Chair
 Sen. Grant Hauschild (DFL) Committee Vice Chair
 Sen. Gene Dornick (R) Republican Lead

Sen. Glenn Gruenhagen (R)
 Sen. Robert Kupec (DFL)
 Sen. Bill Lieske (R)
 Sen. John Marty (DFL)

Sen. Clare Oumou Verbeten (DFL)
 Sen. Sandra Pappas (DFL)
 Sen. Nathan Wesenberg (R)



State & Local Government and Veterans

537 bills were referred to the committee:

- 364 bills (191 in 2023; 173 in 2024) had a chief author from the majority party, and
- 173 bills (105 in 2023; 68 in 2024) had a chief author from the minority party.

207 bills received a hearing in the committee:

- 189 bills (101 in 2023; 88 in 2024) had a chief author from the majority party, and
- 18 bills (9 in 2023; 9 in 2024) had a chief author from the minority party.

Of the 207 bills that were heard in the committee:

- 146 bills (71 in 2023; 75 in 2024) had 100% majority authorship,
- 6 bills (2 in 2023; 4 in 2024) had 100% minority authorship, and
- 55 bills (37 in 2023; 18 in 2024) had at least one author of each party.

Committee Members - 14 total: 8 DFL, 6 R

Sen. Kari Dziedzic (DFL) Committee Chair (only 2024)

Sen. Erin Murphy (DFL) Committee Chair (only 2023)

Sen. Nicole Mitchell (DFL) Committee Vice Chair

Sen. Bruce Anderson (R) Republican Lead

Sen. Calvin Bahr (R)

Sen. Jim Carlson (DFL)

Sen. Steve Cwodzinski (DFL)

Sen. Steve Drazkowski (R)

Sen. Omar Fateh (DFL)

Sen. Heather Gustafson (DFL)

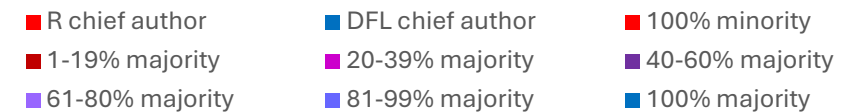
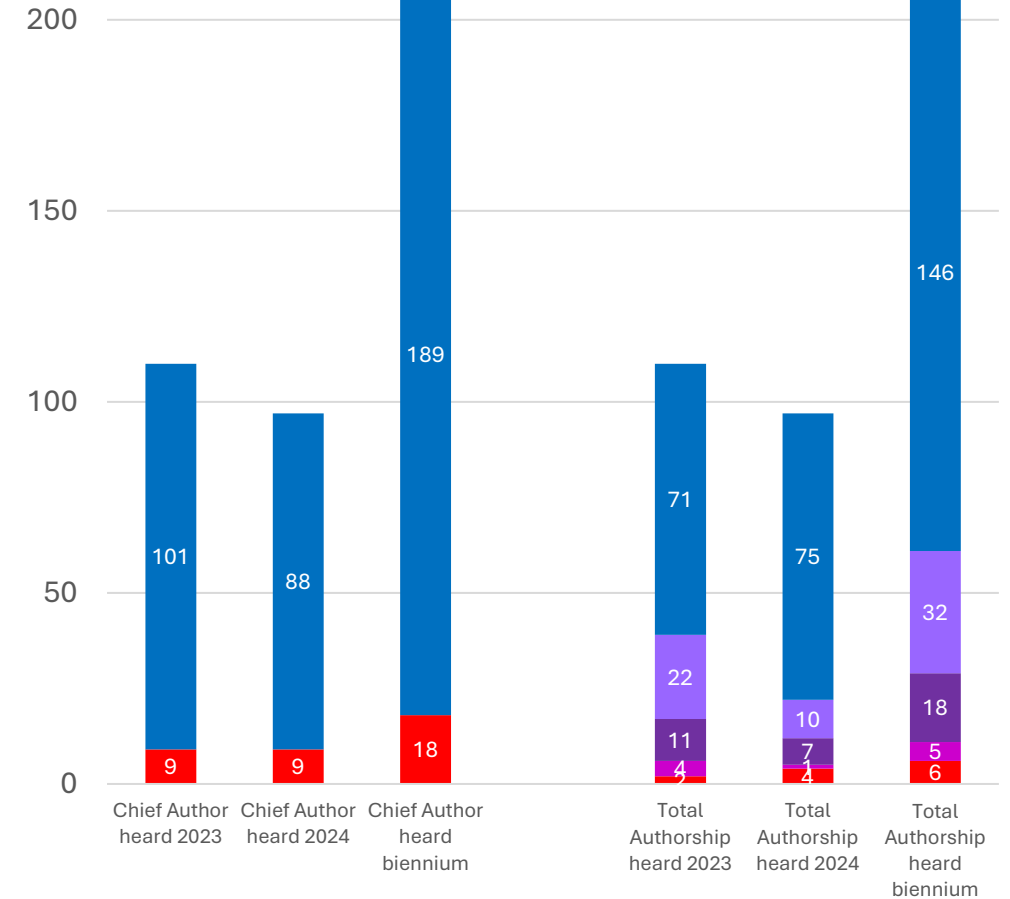
Sen. John Jasinski (R)

Sen. Mark Koran (R)

Sen. Andrew Lang (R)

Sen. Erin Maye Quade (DFL)

Sen. Kelly Morrison (DFL)



Taxes

515 bills were referred to the committee:

- 258 bills (163 in 2023; 95 in 2024) had a chief author from the majority party, and
- 257 bills (190 in 2023; 67 in 2024) had a chief author from the minority party.

267 bills received a hearing in the committee:

- 179* bills (105 in 2023; 77 in 2024) had a chief author from the majority party, and
- 88 bills (61 in 2023; 27 in 2024) had a chief author from the minority party.

Of the 267 bills that were heard in the committee:

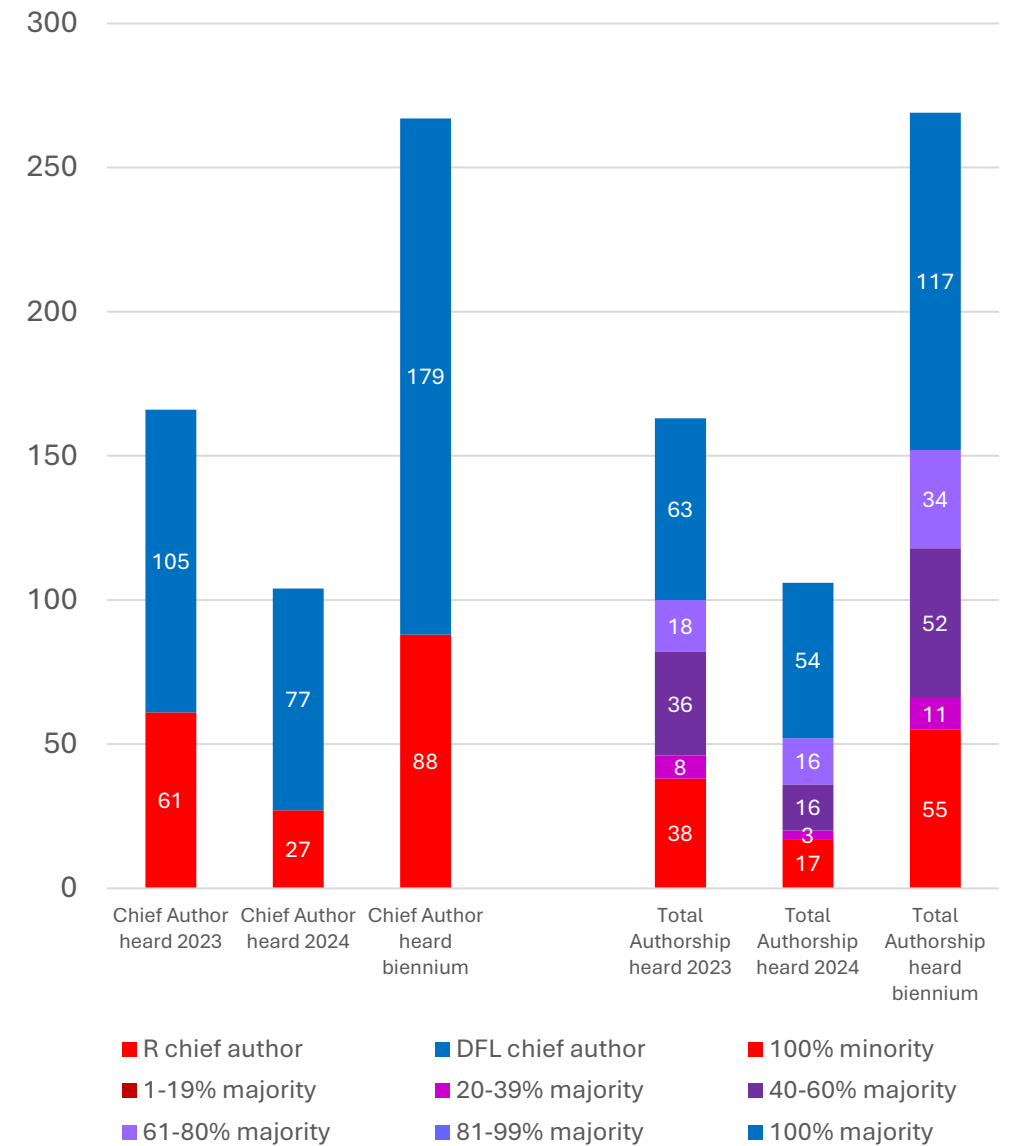
- 117 bills (63 in 2023; 54 in 2024) had 100% majority authorship,
- 55 bills (38 in 2023; 17 in 2024) had 100% minority authorship, and
- 95* bills (63 in 2023; 35 in 2024) had at least one author of each party.

Committee Members - 10 total: 6 DFL, 4 R

Sen. Ann Rest (DFL) Committee Chair
 Sen. Matt Klein (DFL) Committee Vice Chair
 Sen. Bill Weber (R) Republican Lead

Sen. D. Scott Dibble (DFL)
 Sen. Steve Drazkowski (R)
 Sen. Kari Dziedzic (DFL)
 Sen. Grant Hauschild (DFL)

Sen. Jeremy Miller (R)
 Sen. Carla Nelson (R)
 Sen. Aric Putnam (DFL)



*Three bills were heard in both 2023 and 2024

Transportation

405 bills were referred to the committee:

- 186 bills (122 in 2023; 64 in 2024) had a chief author from the majority party, and
- 219 bills (143 in 2023; 76 in 2024) had a chief author from the minority party.

207 bills received a hearing in the committee:

- 113* bills (72 in 2023; 42 in 2024) had a chief author from the majority party, and
- 94 bills (71 in 2023; 23 in 2024) had a chief author from the minority party.

Of the 207 bills that were heard in the committee:

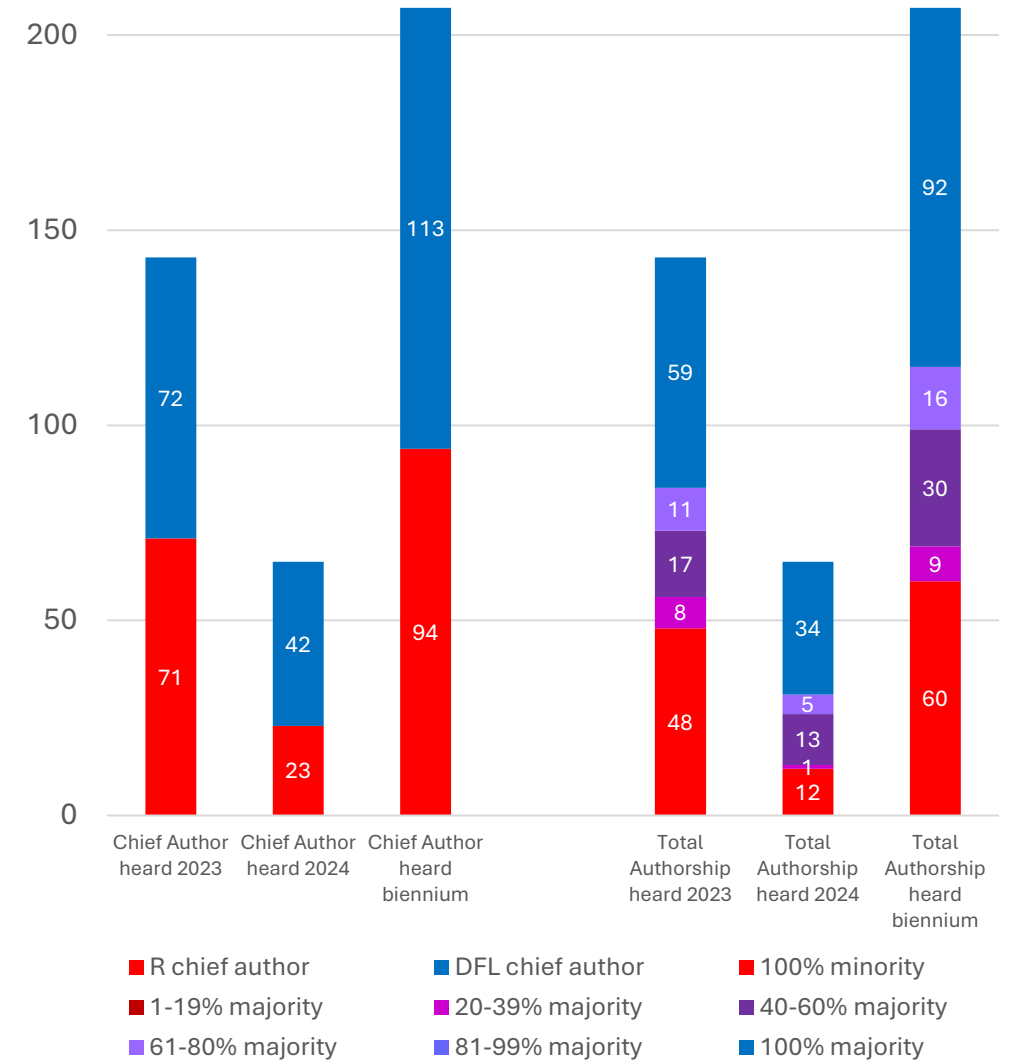
- 92* bills (59 in 2023; 34 in 2024) had 100% majority authorship,
- 60 bills (48 in 2023; 12 in 2024) had 100% minority authorship, and
- 55 bills (36 in 2023; 19 in 2024) had at least one author of each party.

Committee Members - 10 total: 6 DFL, 4 R

Sen. D. Scott Dibble (DFL) Committee Chair
 Sen. Kelly Morrison (DFL) Committee Vice Chair
 Sen. John Jasinski (R) Republican Lead

Sen. Jim Carlson (DFL)
 Sen. Julie Coleman (R)
 Sen. Fong Hawj (DFL)
 Sen. Jeff Howe (R)

Sen. Andrew Lang (R)
 Sen. Jennifer McEwen (DFL)
 Sen. Lindsey Port (DFL) (only 2023)
 Sen. Liz Boldon (DFL) (only 2024)



*One bill was heard in both 2023 and 2024

The image shows the interior of the U.S. House of Representatives chamber. Two large, dark, fluted columns stand in the foreground, supporting the high, vaulted ceiling. The ceiling is decorated with murals and a central medallion. In the background, a balcony with a decorative railing is visible, and two statues in niches are illuminated by wall sconces. The floor is polished and reflects the ambient light.

House of Representatives

Agriculture Finance and Policy

163 bills were referred to the committee:

- 125 bills (77 in 2023; 48 in 2024) had a chief author from the majority party, and
- 38 bills (25 in 2023; 13 in 2024) had a chief author from the minority party.

86 bills received a hearing in the committee:

- 76 bills (54 in 2023; 22 in 2024) had a chief author from the majority party, and
- 10 bills (8 in 2023; 2 in 2024) had a chief author from the minority party.

Of the 86 bills that were heard in the committee:

- 55 bills (35 in 2023; 20 in 2024) had 100% majority authorship,
- 5 bills (4 in 2023; 1 in 2024) had 100% minority authorship, and
- 26 bills (23 in 2023; 3 in 2024) had at least one author of each party.

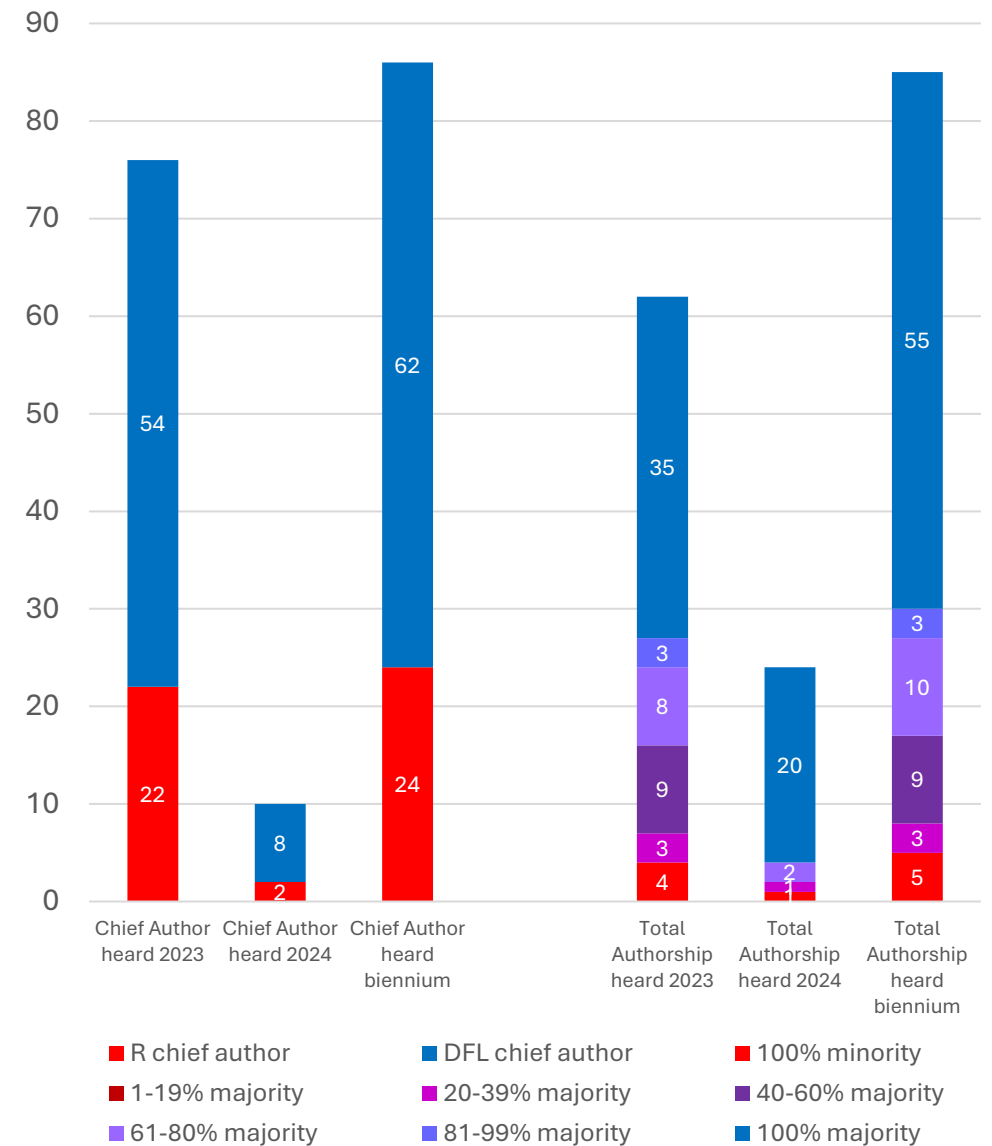
Committee Members - 28 total: 18 DFL, 10 R

Rep. Samantha Vang (DFL) Committee Chair
 Rep. Kristi Pursell (DFL) Committee Vice Chair
 Rep. Paul Anderson (R) Republican Lead

Rep. John Burkel (R)
 Rep. Ethan Cha (DFL)
 Rep. Luke Frederick (DFL)
 Rep. Rick Hansen (DFL)

Rep. Bobbie Harder R
 Rep. Steven Jacob (R)
 Rep. Nathan Nelson (R)
 Rep. Lucy Rehm (DFL)

Rep. Samantha Sencer-Mura (DFL)
 Rep. Brad Tabke (DFL)



Capital Investment

1,069 bills were referred to the committee:

- 570 bills (330 in 2023; 240 in 2024) had a chief author from the majority party, and
- 499 bills (309 in 2023; 190 in 2024) had a chief author from the minority party.

244* bills received a hearing in the committee:

- 169 bills (116 in 2023; 53 in 2024) had a chief author from the majority party, and
- 75 bills (47 in 2023; 28 in 2024) had a chief author from the minority party.

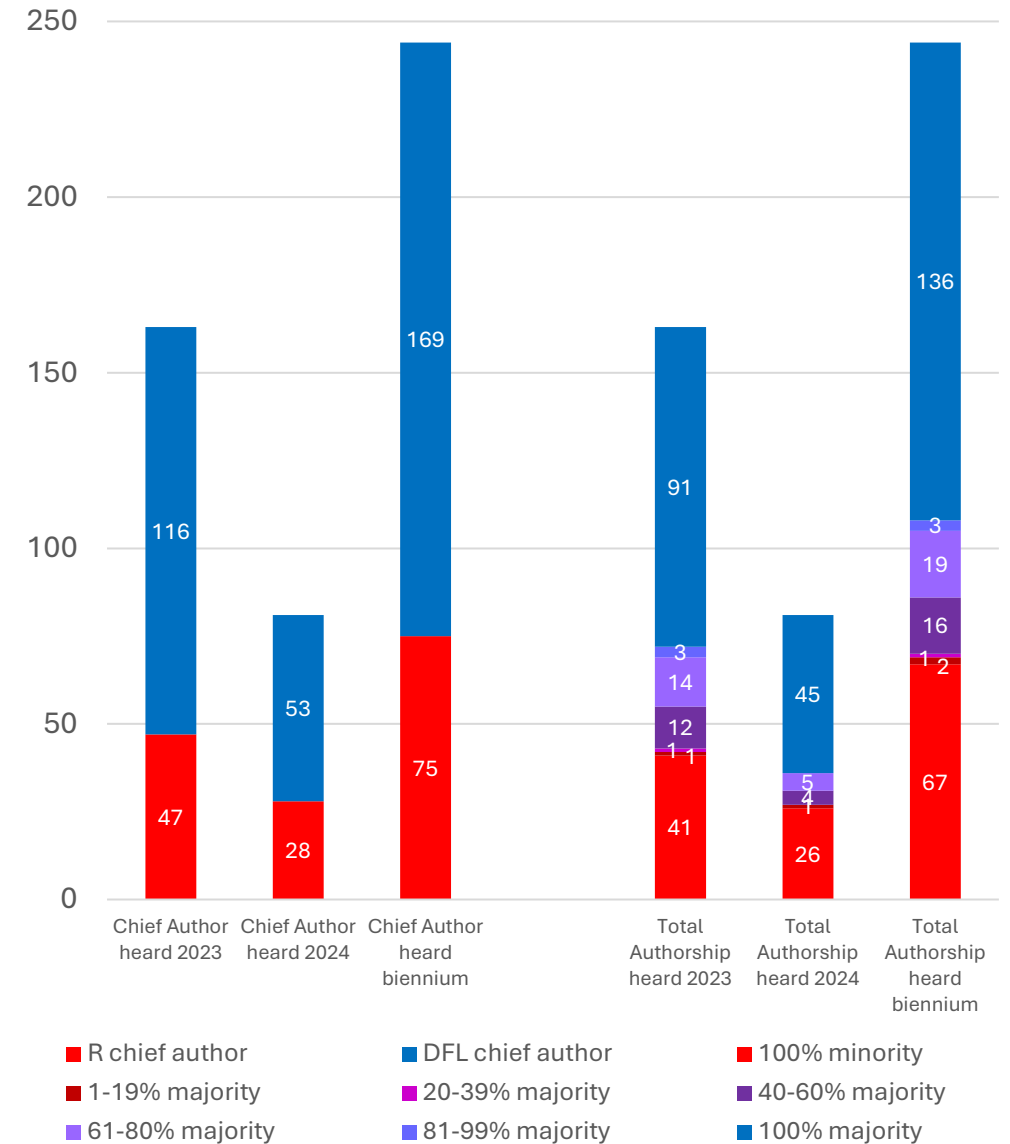
Of the 244 bills that were heard in the committee:

- 137 bills (91 in 2023; 45 in 2024) had 100% majority authorship,
- 66 bills (41 in 2023; 26 in 2024) had 100% minority authorship, and
- 41 bills (31 in 2023; 10 in 2024) had at least one author of each party.

Committee Members - 17 total: 10 DFL, 7 R

Rep. Fue Lee (DFL) Committee Chair
 Rep. Liz Reyer (DFL) Committee Vice Chair
 Rep. Dean Urdahl (R) Republican Lead

Rep. Ned Carroll (DFL)	Rep. Samakab Hussein (DFL)	Rep. Roger Skraba (R)
Rep. Marj Fogelman (R)	Rep. Alicia Kozlowski (DFL)	Rep. Nolan West (R)
Rep. Mary Franson (R)	Rep. Leon Lillie (DFL)	Rep. Dan Wolgamott (DFL)
Rep. Matt Grossell (R)	Rep. Andrew Myers (R)	Rep. Jay Xiong (DFL)
Rep. Rick Hansen (DFL)	Rep. Gene Pelowski (DFL)	



*Four of these bills were informational hearings of bills that hadn't been officially referred to the committee. They did have hearings, so we included them in this analysis.

Children and Families Finance and Policy

154 bills were referred to the committee:

- 138 bills (82 in 2023; 56 in 2024) had a chief author from the majority party, and
- 16 bills (6 in 2023; 10 in 2024) had a chief author from the minority party.

103* bills received a hearing in the committee:

- 101 bills (61 in 2023; 40 in 2024) had a chief author from the majority party, and
- 3 bills (1 in 2023; 2 in 2024) had a chief author from the minority party.

Of the 103* bills that were heard in the committee:

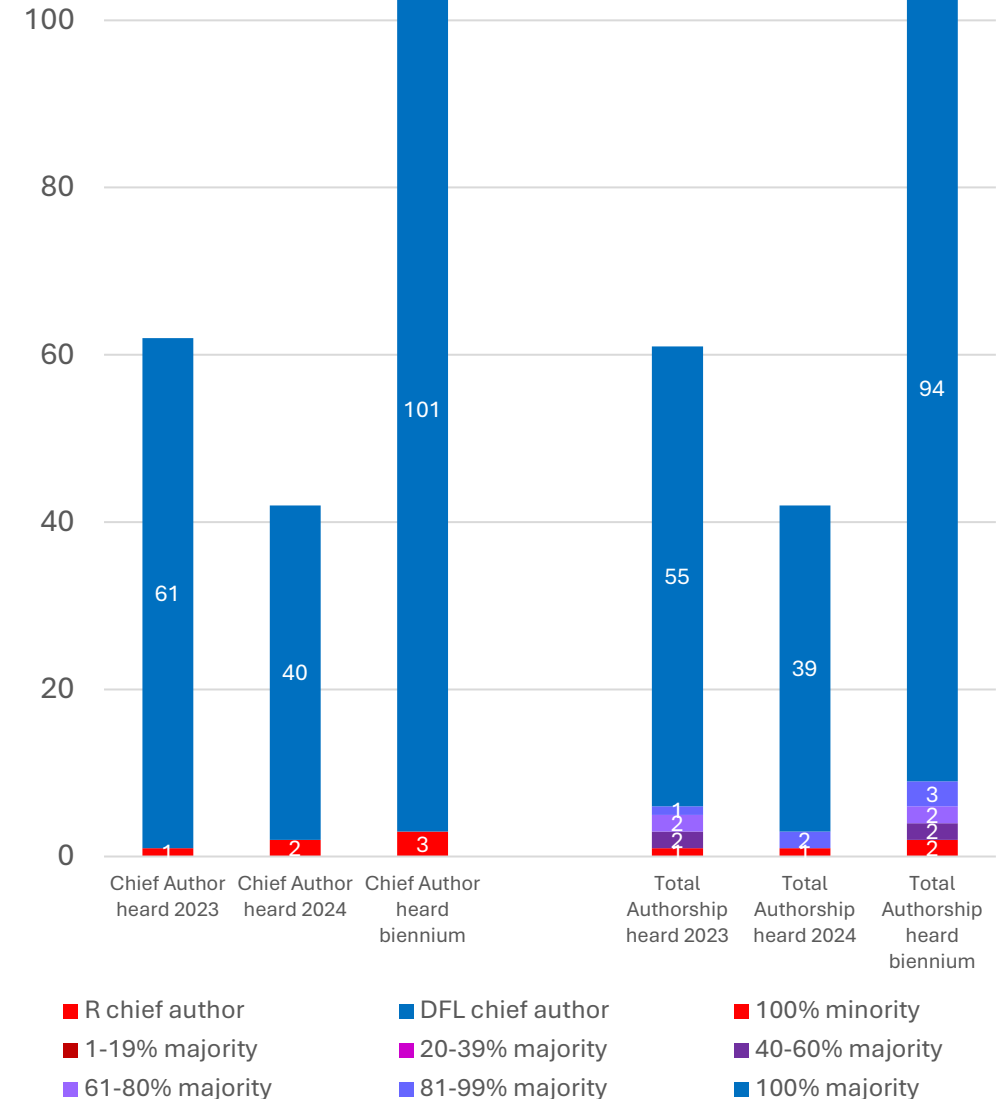
- 94 bills (55 in 2023; 39 in 2024) had 100% majority authorship,
- 2 bills (1 in 2023; 1 in 2024) had 100% minority authorship, and
- 8 bills (6 in 2023; 2 in 2024) had at least one author of each party.

Committee Members - 15 total: 9 DFL, 6 R

Rep. Dave Pinto (DFL) Committee Chair
 Rep. Heather Keeler (DFL) Committee Vice Chair
 Rep. Brian Daniels (R) Republican Lead

Rep. Matt Bliss (R)
 Rep. Nathan Coulter (DFL)
 Rep. Ben Davis (R)
 Rep. Jessica Hanson (DFL)
 Rep. Amanda Hemmingsen-Jaeger (DFL)
 Rep. Kim Hicks (DFL)

Rep. Walter Hudson (R)
 Rep. Carlie Kotyza-Witthuhn (DFL)
 Rep. Liz Lee (DFL)
 Rep. Nathan Nelson (R)
 Rep. María Isa Pérez-Vega (DFL)
 Rep. Natalie Zeleznikar (R)



*One bill was heard in both 2023 and 2024

Climate and Energy Finance and Policy

124 bills were referred to the committee:

- 97 bills (63 in 2023; 34 in 2024) had a chief author from the majority party, and
- 27 bills (20 in 2023; 7 in 2024) had a chief author from the minority party.

66 bills received a hearing in the committee:

- 66* bills (44 in 2023; 22 in 2024) had a chief author from the majority party, and
- 1 bill (1 in 2023; 0 in 2024) had a chief author from the minority party.

Of the 66 bills that were heard in the committee:

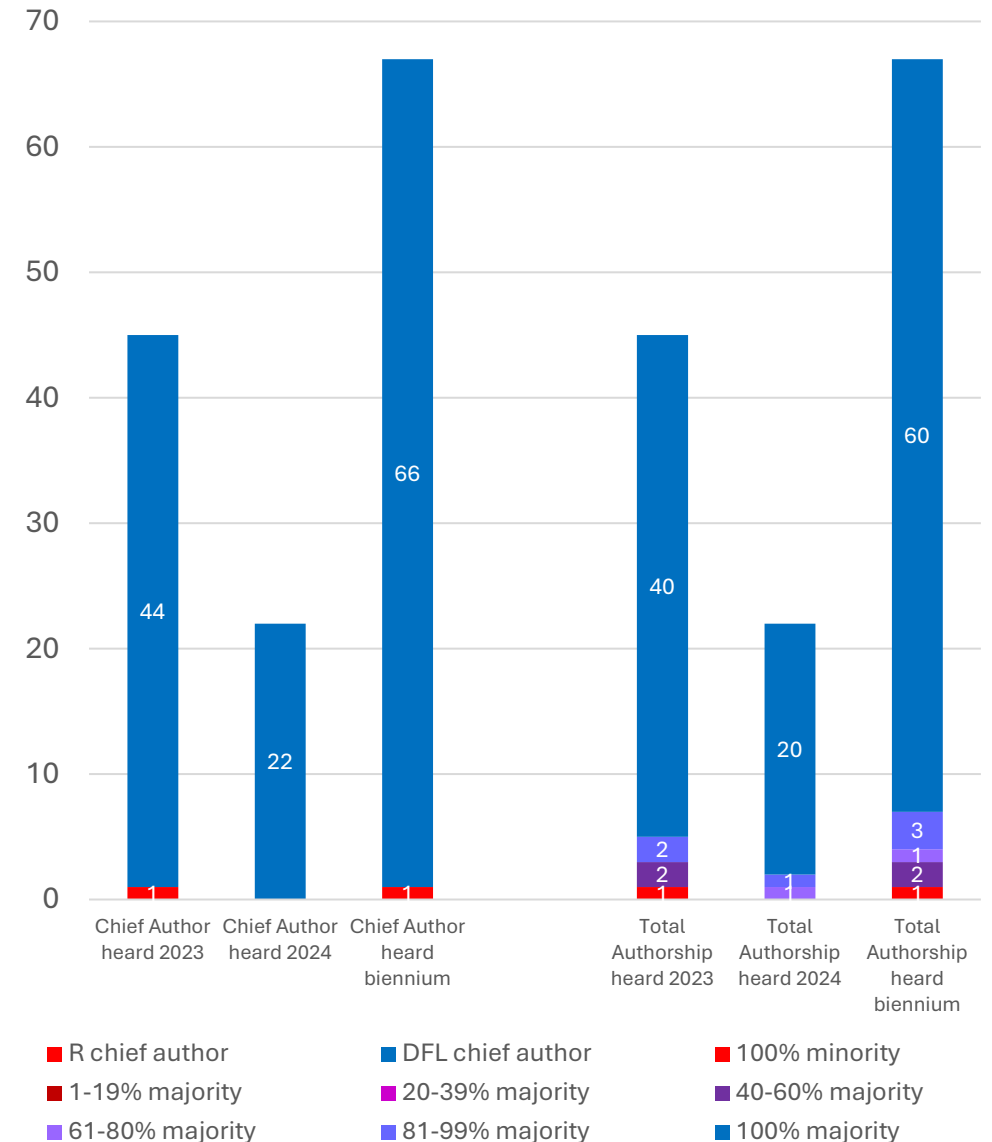
- 60* bills (40 in 2023; 20 in 2024) had 100% majority authorship,
- 1 bill (1 in 2023; 0 in 2024) had 100% minority authorship, and
- 6 bills (4 in 2023; 2 in 2024) had at least one author of each party.

Committee Members - 17 total: 10 DFL, 7 R

Rep. Patty Acomb (DFL) Committee Chair
 Rep. Larry Kraft (DFL) Committee Vice Chair
 Rep. Chris Swedzinski (R) Republican Lead

Rep. Pam Altendorf (R)
 Rep. Robert Bierman (DFL)
 Rep. Ned Carroll (DFL)
 Rep. Ben Davis (R)
 Rep. Pat Garofalo (R)
 Rep. Amanda Hemmingsen-Jaeger (DFL)
 Rep. Athena Hollins (DFL)

Rep. Frank Hornstein (DFL)
 Rep. Spencer Igo (R)
 Rep. Shane Mekeland (R)
 Rep. Jerry Newton (DFL)
 Rep. Marion Rarick (R)
 Rep. Lucy Rehm (DFL)
 Rep. Zack Stephenson (DFL)



*One bill was heard in both 2023 and 2024

Commerce Finance and Policy

290 bills were referred to the committee:

- 229 bills (116 in 2023; 113 in 2024) had a chief author from the majority party, and
- 61 bills (31 in 2023; 30 in 2024) had a chief author from the minority party.

141 bills received a hearing in the committee:

- 134* bills (65 in 2023; 69 in 2024) had a chief author from the majority party, and
- 10 bills (6 in 2023; 4 in 2024) had a chief author from the minority party.

Of the 141 bills that were heard in the committee:

- 120 bills (59 in 2023; 61 in 2024) had 100% majority authorship,
- 5 bills (3 in 2023; 2 in 2024) had 100% minority authorship, and
- 21 bills (9 in 2023; 10 in 2024) had at least one author of each party.

Committee Members - 17 total: 10 DFL, 7 R

Rep. Zack Stephenson (DFL) Committee Chair

Rep. Carlie Kotyza-Witthuhn (DFL) Committee Vice Chair

Rep. Tim O'Driscoll (R) Republican Lead

Rep. Robert Bierman (DFL)

Rep. Ethan Cha (DFL)

Rep. Kurt Daudt (R)

Rep. Jeff Dotseth (R)

Rep. Mike Freiberg (DFL)

Rep. Ginny Klevorn (DFL)

Rep. Erin Koegel (DFL)

Rep. Larry Kraft (DFL)

Rep. Tina Liebling (DFL)

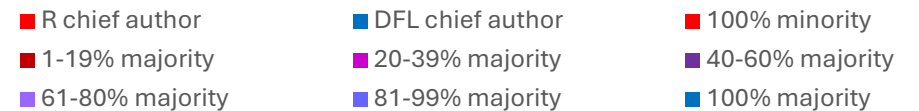
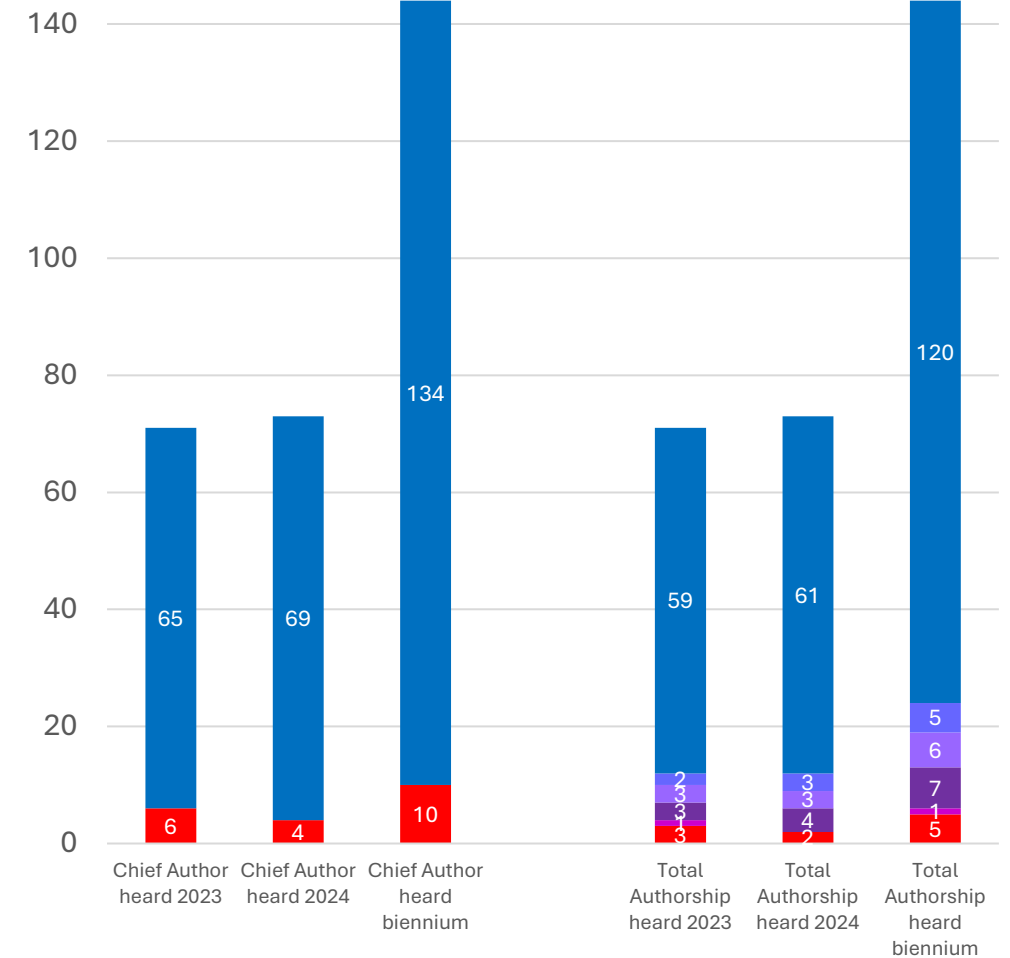
Rep. Anne Neu Brindley (R)

Rep. Harry Niska (R)

Rep. Bernie Perryman (R)

Rep. Brian Pfarr (R)

Rep. Brad Tabke (DFL)



*Three bills were heard in both 2023 and 2024

Economic Development Finance and Policy

111 bills were referred to the committee:

- 98 bills (54 in 2023; 44 in 2024) had a chief author from the majority party, and
- 13 bills (10 in 2023; 3 in 2024) had a chief author from the minority party.

59* bills received a hearing in the committee:

- 56 bills (38 in 2023; 18 in 2024) had a chief author from the majority party, and
- 3 bills (2 in 2023; 1 in 2024) had a chief author from the minority party.

Of the 59 bills that were heard in the committee:

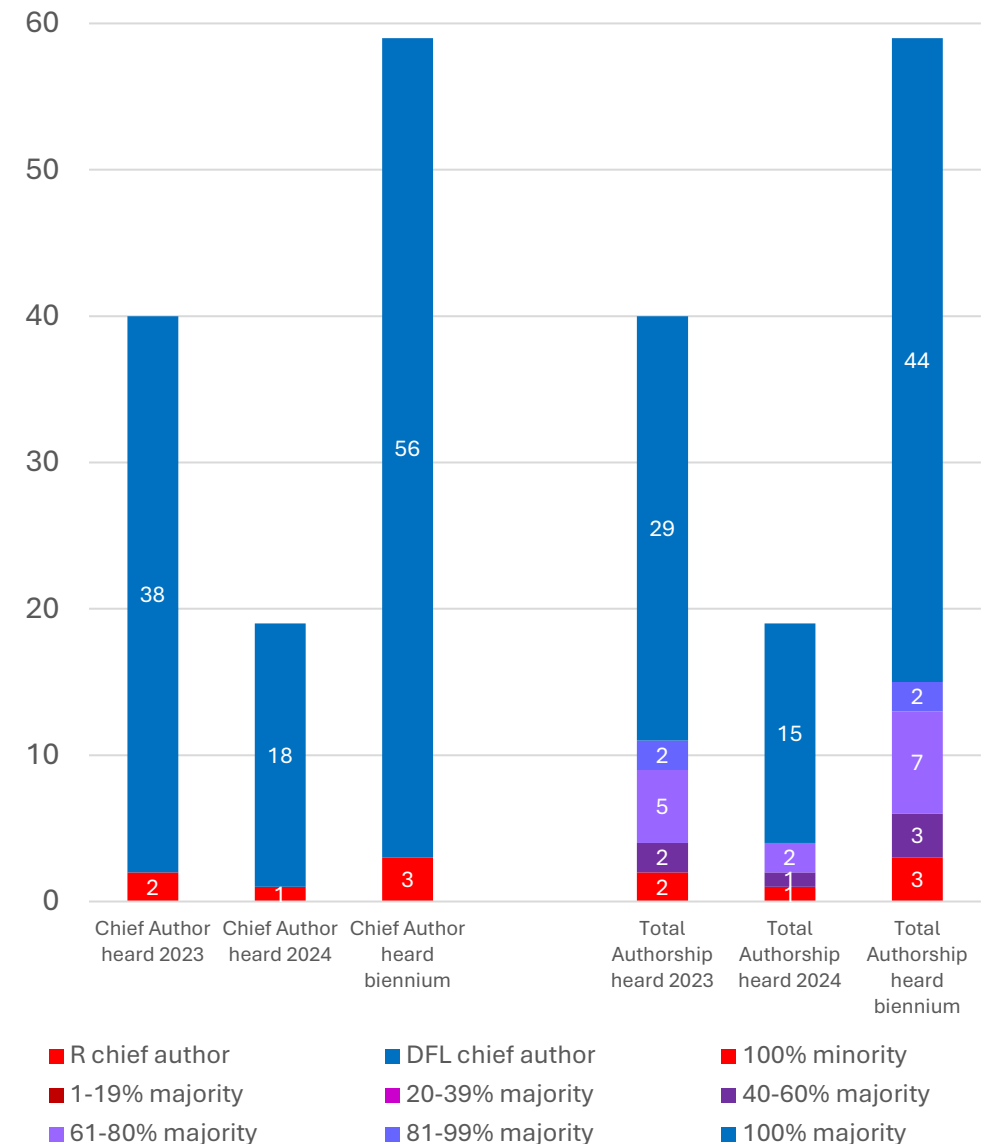
- 44 bills (29 in 2023; 15 in 2024) had 100% majority authorship,
- 3 bills (2 in 2023; 1 in 2024) had 100% minority authorship, and
- 12 bills (9 in 2023; 3 in 2024) had at least one author of each party.

Committee Members - 13 total: 8 DFL, 5 R

Rep. Hodan Hassan (DFL) Committee Chair
 Rep. Jessica Hanson (DFL) Committee Vice Chair
 Rep. Jon Koznick (R) Republican Lead

Rep. Sandra Feist (DFL)
 Rep. Spencer Igo (R)
 Rep. Carlie Kotyza-Witthuhn (DFL)
 Rep. Alicia Kozlowski (DFL)
 Rep. Bernie Perryman (R)

Rep. Ruth Richardson (DFL)
 Rep. Joe Schomacker (R)
 Rep. Andy Smith (DFL)
 Rep. Mike Wiener (R)
 Rep. Jay Xiong (DFL)



*Two of these bills hadn't been officially referred to the committee. They did have hearings, so they are included in the analysis.

Education Finance

225 bills were referred to the committee:

- 185 bills (119 in 2023; 66 in 2024) had a chief author from the majority party, and
- 40 bills (21 in 2023; 19 in 2024) had a chief author from the minority party.

125* bills received a hearing in the committee:

- 121** bills (81 in 2023; 40 in 2024) had a chief author from the majority party, and
- 7 bills (3 in 2023; 4 in 2024) had a chief author from the minority party.

Of the 125 bills that were heard in the committee:

- 93 bills (62 in 2023; 31 in 2024) had 100% majority authorship,
- 5 bills (2 in 2023; 3 in 2024) had 100% minority authorship, and
- 30 bills (20 in 2023; 10 in 2024) had at least one author of each party.

Committee Members - 19 total: 11 DFL, 8 R

Rep. Cheryl Youakim (DFL) Committee Chair

Rep. Mary Frances Clardy (DFL) Committee Vice Chair

Rep. Ron Kresha (R) Republican Lead

Rep. Pam Altendorf (R)

Rep. Patti Anderson (R)

Rep. Ben Bakeberg (R)

Rep. Peggy Bennett (R)

Rep. Heather Edelson (DFL)

Rep. Emma Greenman (DFL)

Rep. Josiah Hill (DFL)

Rep. Shane Hudella (R)

Rep. Sydney Jordan (DFL)

Rep. Krista Knudsen (R)

Rep. María Isa Pérez-Vega (DFL)

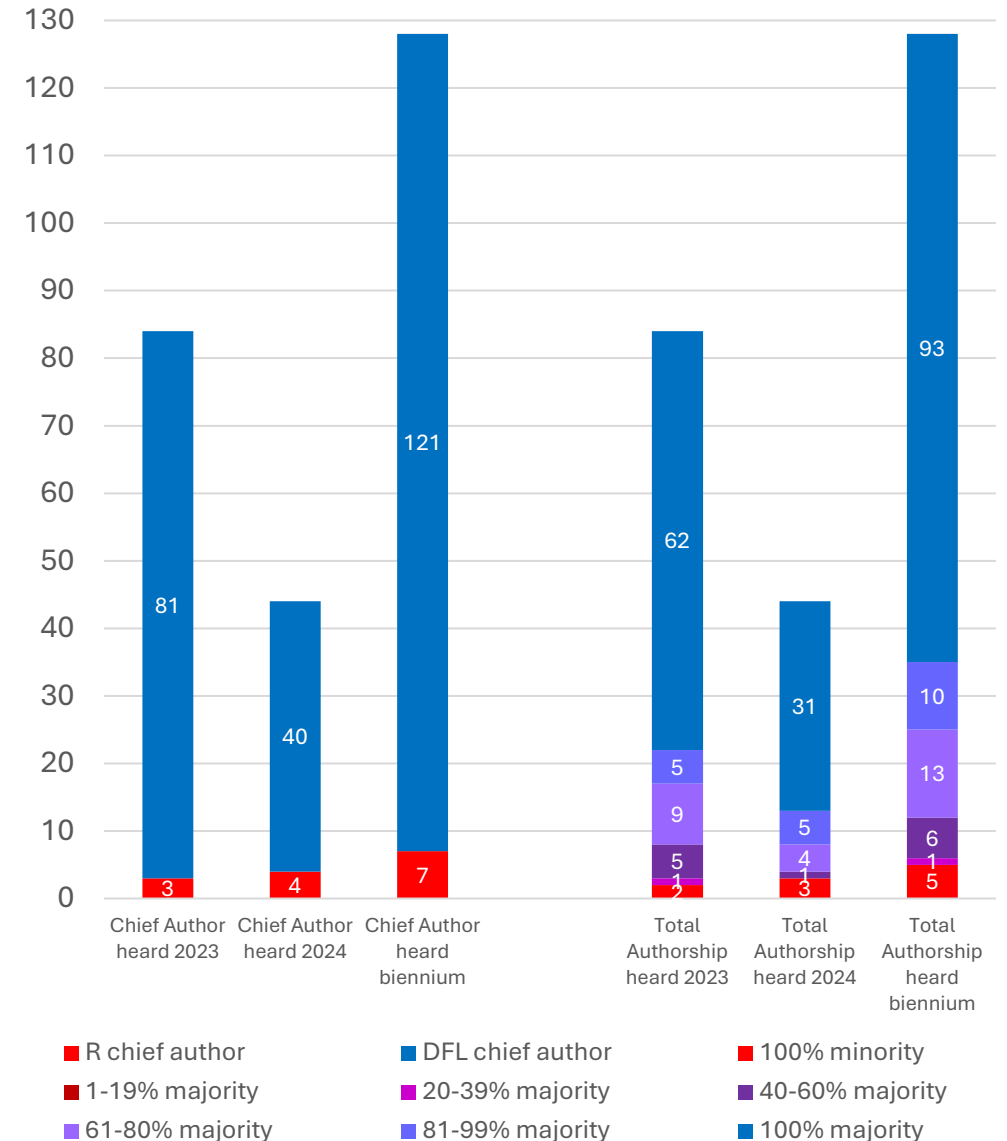
Rep. Laurie Pryor (DFL)

Rep. Kristi Pursell (DFL)

Rep. Lucy Rehm (DFL)

Rep. Samantha Sencer-Mura (DFL)

Rep. Nolan West (R)



*Three bills were heard in both 2023 and 2024

**Two of these bills hadn't been officially referred to the committee. They did have hearings, so they are included in the analysis.

Education Policy

233 bills were referred to the committee:

- 147 bills (81 in 2023; 66 in 2024) had a chief author from the majority party, and
- 86 bills (55 in 2023; 31 in 2024) had a chief author from the minority party.

75 bills received a hearing in the committee:

- 68 bills (38 in 2023; 30 in 2024) had a chief author from the majority party, and
- 7 bills (4 in 2023; 3 in 2024) had a chief author from the minority party.

Of the 75 bills that were heard in the committee:

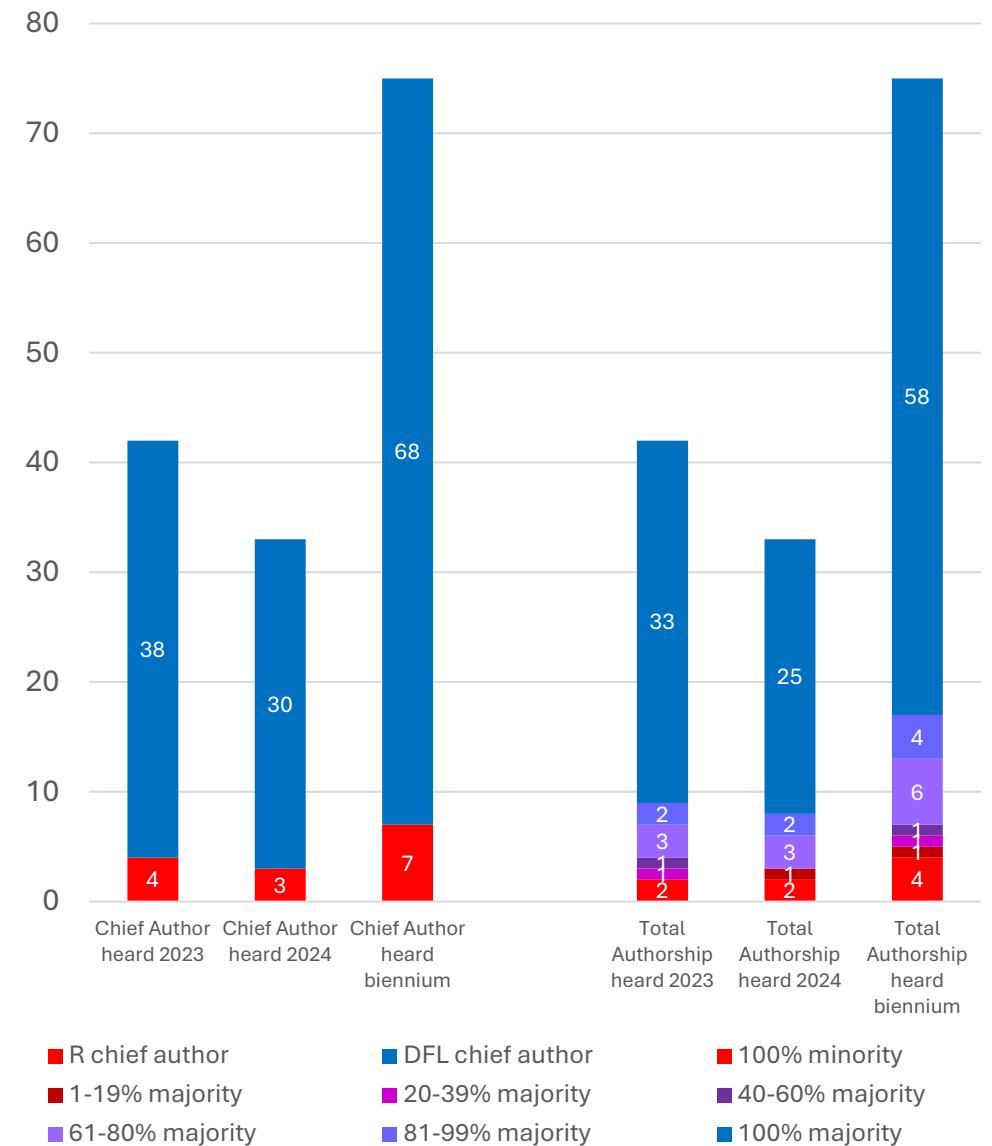
- 58 bills (33 in 2023; 25 in 2024) had 100% majority authorship,
- 4 bills (2 in 2023; 2 in 2024) had 100% minority authorship, and
- 13 bills (7 in 2023; 6 in 2024) had at least one author of each party.

Committee Members - 13 total: 8 DFL, 5 R

Rep. Laurie Pryor (DFL) Committee Chair
 Rep. Josiah Hill (DFL) Committee Vice Chair
 Rep. Peggy Bennett (R) Republican Lead

Rep. Ben Bakeberg (R)
 Rep. Kaela Berg (DFL)
 Rep. Sandra Feist (DFL)
 Rep. Cedrick Frazier (DFL)
 Rep. Heather Keeler (DFL)

Rep. Krista Knudsen (R)
 Rep. Liz Lee (DFL)
 Rep. Patricia Mueller (R)
 Rep. Dean Urdahl (R)
 Rep. Cheryl Youakim (DFL)



Elections Finance and Policy

118 bills were referred to the committee:

- 78 bills (47 in 2023; 31 in 2024) had a chief author from the majority party, and
- 40 bills (27 in 2023; 13 in 2024) had a chief author from the minority party.

55 bills received a hearing in the committee:

- 54 bills (35 in 2023; 19 in 2024) had a chief author from the majority party, and
- 1 bill (1 in 2023; 0 in 2024) had a chief author from the minority party.

Of the 55 bills that were heard in the committee:

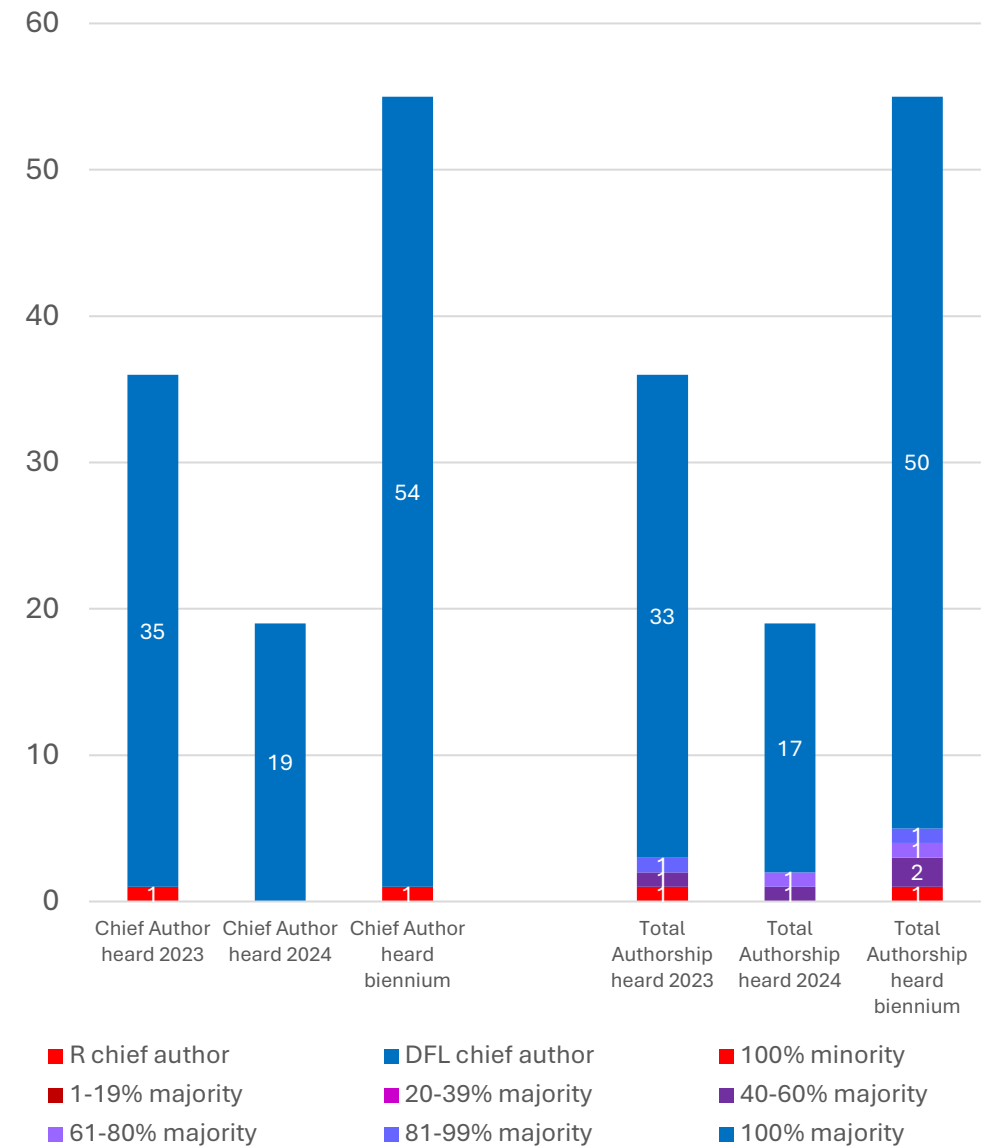
- 50 bills (33 in 2023; 17 in 2024) had 100% majority authorship,
- 1 bill (1 in 2023; 0 in 2024) had 100% minority authorship, and
- 4 bills (2 in 2023; 2 in 2024) had at least one author of each party.

Committee Members - 13 total: 8 DFL, 5 R

Rep. Mike Freiberg (DFL) Committee Chair
 Rep. Emma Greenman (DFL) Committee Vice Chair
 Rep. Paul Torkelson (R) Republican Lead

Rep. Esther Agbaje (DFL)
 Rep. Pam Altendorf (R)
 Rep. Kristin Bahner (DFL)
 Rep. Matt Bliss (R)
 Rep. Nathan Coulter (DFL)

Rep. Ben Davis (R)
 Rep. Luke Frederick (DFL)
 Rep. Kristi Pursell (DFL)
 Rep. Duane Quam (R)
 Rep. Zack Stephenson (DFL)



Environment & Natural Resource Finance & Policy

315 bills were referred to the committee:

- 205 bills (123 in 2023; 82 in 2024) had a chief author from the majority party, and
- 110 bills (67 in 2023; 43 in 2024) had a chief author from the minority party.

143 bills received a hearing in the committee:

- 137 bills (80 in 2023; 57 in 2024) had a chief author from the majority party, and
- 6 bills (3 in 2023; 3 in 2024) had a chief author from the minority party.

Of the 143 bills that were heard in the committee:

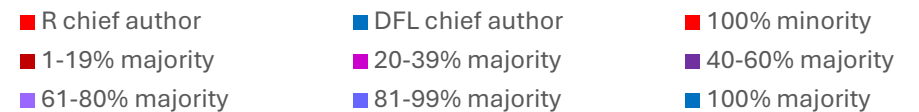
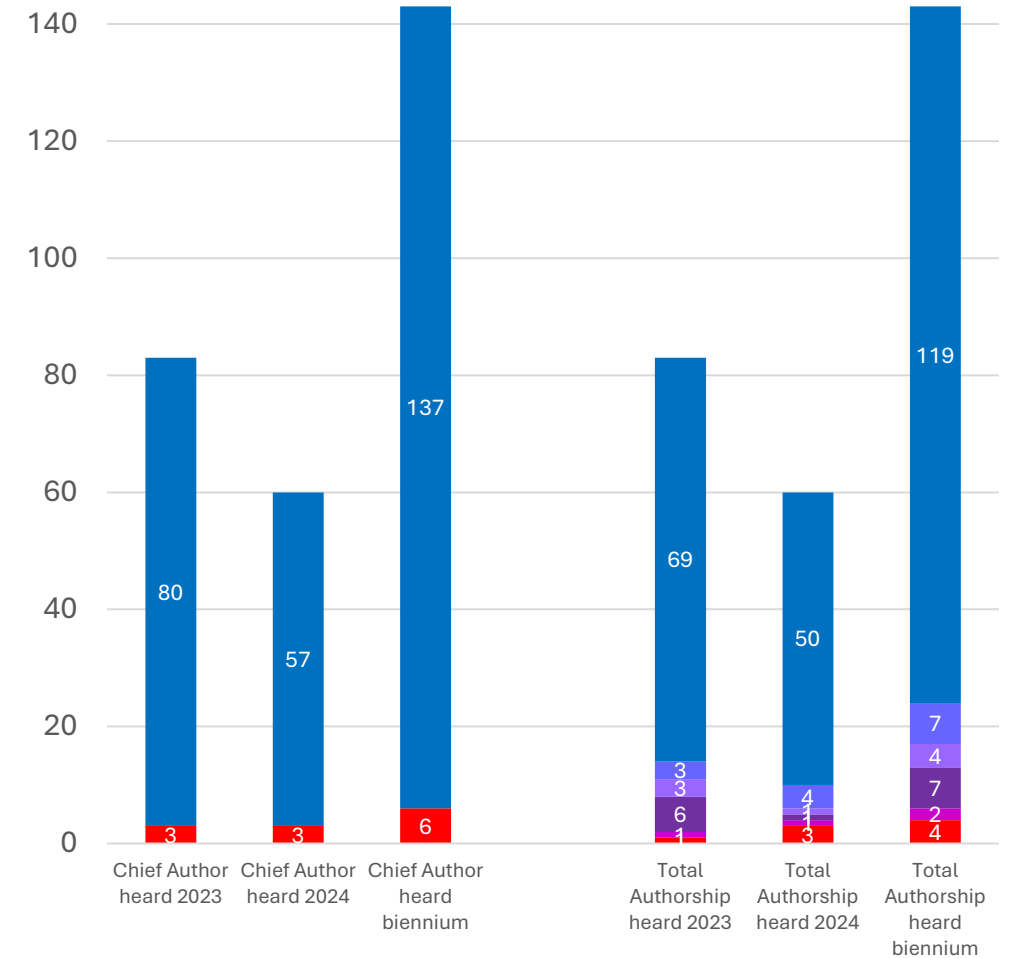
- 119 bills (69 in 2023; 50 in 2024) had 100% majority authorship,
- 4 bills (1 in 2023; 3 in 2024) had 100% minority authorship, and
- 20 bills (13 in 2023; 7 in 2024) had at least one author of each party.

Committee Members - 16 total: 10 DFL, 6 R

Rep. Rick Hansen (DFL) Committee Chair
 Rep. Sydney Jordan (DFL) Committee Vice Chair
 Rep. Josh Heintzeman (R) Republican Lead

Rep. Jeff Brand (DFL)
 Rep. John Burkel (R)
 Rep. Heather Edelson (DFL)
 Rep. Leigh Finke (DFL)
 Rep. Peter Fischer (DFL)
 Rep. Dawn Gillman (R)
 Rep. Steven Jacob (R)

Rep. Fue Lee (DFL)
 Rep. Dave Lislegard (DFL)
 Rep. Kristi Pursell (DFL)
 Rep. Isaac Schultz (R)
 Rep. Roger Skraba (R)
 Rep. Samantha Vang (DFL)



Health Finance and Policy

435 bills were referred to the committee:

- 361 bills (205 in 2023; 156 in 2024) had a chief author from the majority party, and
- 74 bills (51 in 2023; 23 in 2024) had a chief author from the minority party.

163* bills received a hearing in the committee:

- 158 bills (94 in 2023; 64 in 2024) had a chief author from the majority party, and
- 5 bills (4 in 2023; 1 in 2024) had a chief author from the minority party.

Of the 163 bills that were heard in the committee:

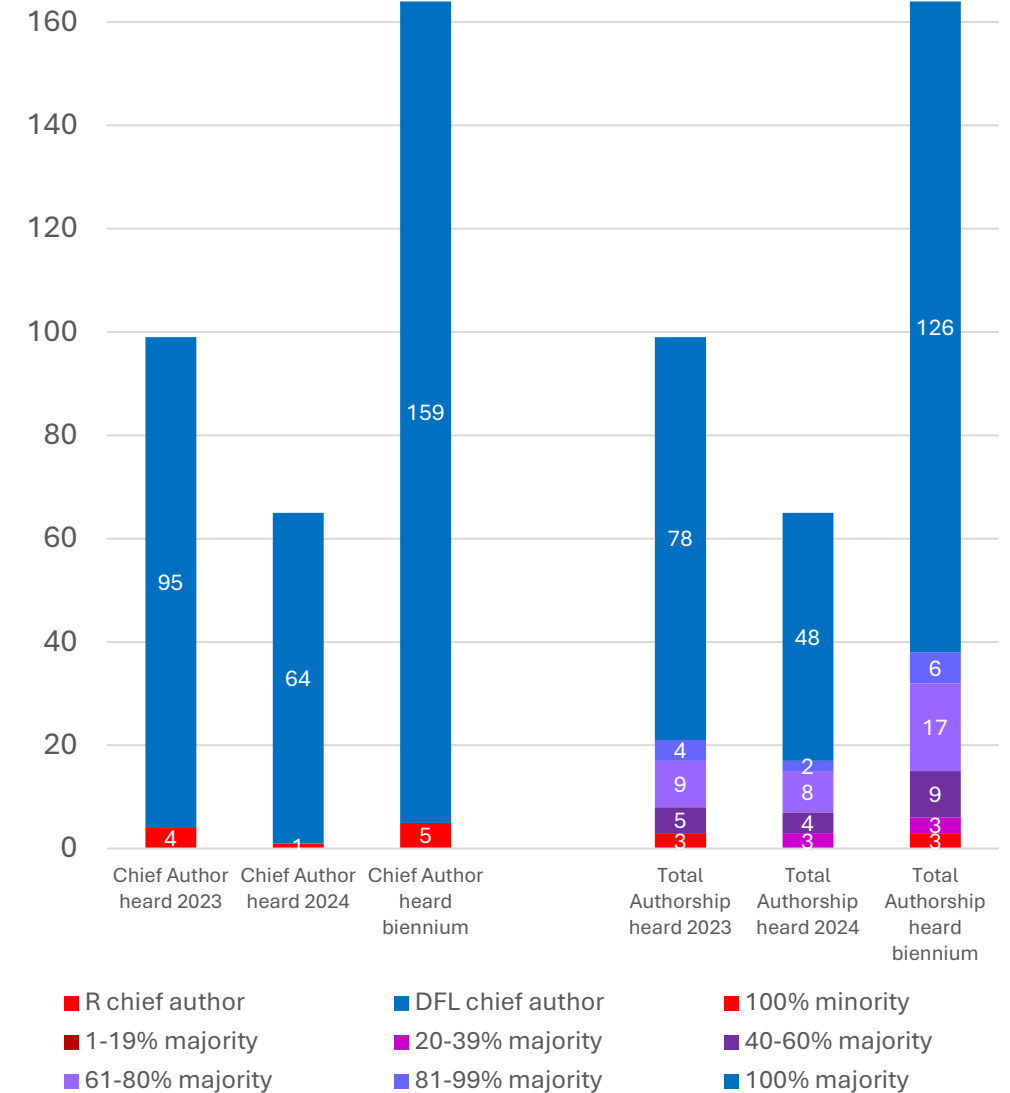
- 126 bills (78 in 2023; 48 in 2024) had 100% majority authorship,
- 3 bills (3 in 2023; 0 in 2024) had 100% minority authorship, and
- 35 bills (18 in 2023; 17 in 2024) had at least one author of each party.

Committee Members - 19 total: 11 DFL, 8 R

Rep. Tina Liebling (DFL) Committee Chair
 Rep. Robert Bierman (DFL) Committee Vice Chair
 Rep. Joe Schomacker (R) Republican Lead

Rep. Patty Acomb (DFL)
 Rep. Jeff Backer (R)
 Rep. Kristin Bahner (DFL)
 Rep. Ned Carroll (DFL)
 Rep. Steve Elkins (DFL)
 Rep. Peter Fischer (DFL)
 Rep. Amanda Hemmingsen-Jaeger (DFL)
 Rep. Kaohly Vang Her (DFL)

Rep. Debra Kiel (R)
 Rep. Tom Murphy (R)
 Rep. Danny Nadeau (R)
 Rep. Anne Neu Brindley (R)
 Rep. Bernie Perryman (R)
 Rep. Duane Quam (R)
 Rep. Liz Reyer (DFL)
 Rep. Andy Smith (DFL)



*One of these bills hadn't been officially referred to the committee. It did have a hearing, so it is included in the analysis.

Higher Education Finance and Policy

86 bills were referred to the committee:

- 76 bills (52 in 2023; 24 in 2024) had a chief author from the majority party, and
- 10 bills (4 in 2023; 6 in 2024) had a chief author from the minority party.

31 bills received a hearing in the committee:

- 30 bills (23 in 2023; 7 in 2024) had a chief author from the majority party, and
- 1 bills (1 in 2023; 0 in 2024) had a chief author from the minority party.

Of the 31 bills that were heard in the committee:

- 22 bills (16 in 2023; 6 in 2024) had 100% majority authorship,
- 0 bills (0 in 2023; 0 in 2024) had 100% minority authorship, and
- 9 bills (8 in 2023; 1 in 2024) had at least one author of each party.

Committee Members - 13 total: 8 DFL, 5 R

Rep. Gene Pelowski (DFL) Committee Chair

Rep. Dan Wolgamott (DFL) Committee Vice Chair

Rep. Marion Rarick (R) Republican Lead

Rep. Nathan Coulter (DFL)

Rep. Greg Davids (R)

Rep. Jessica Hanson (DFL)

Rep. Kim Hicks (DFL)

Rep. Ginny Klevorn (DFL)

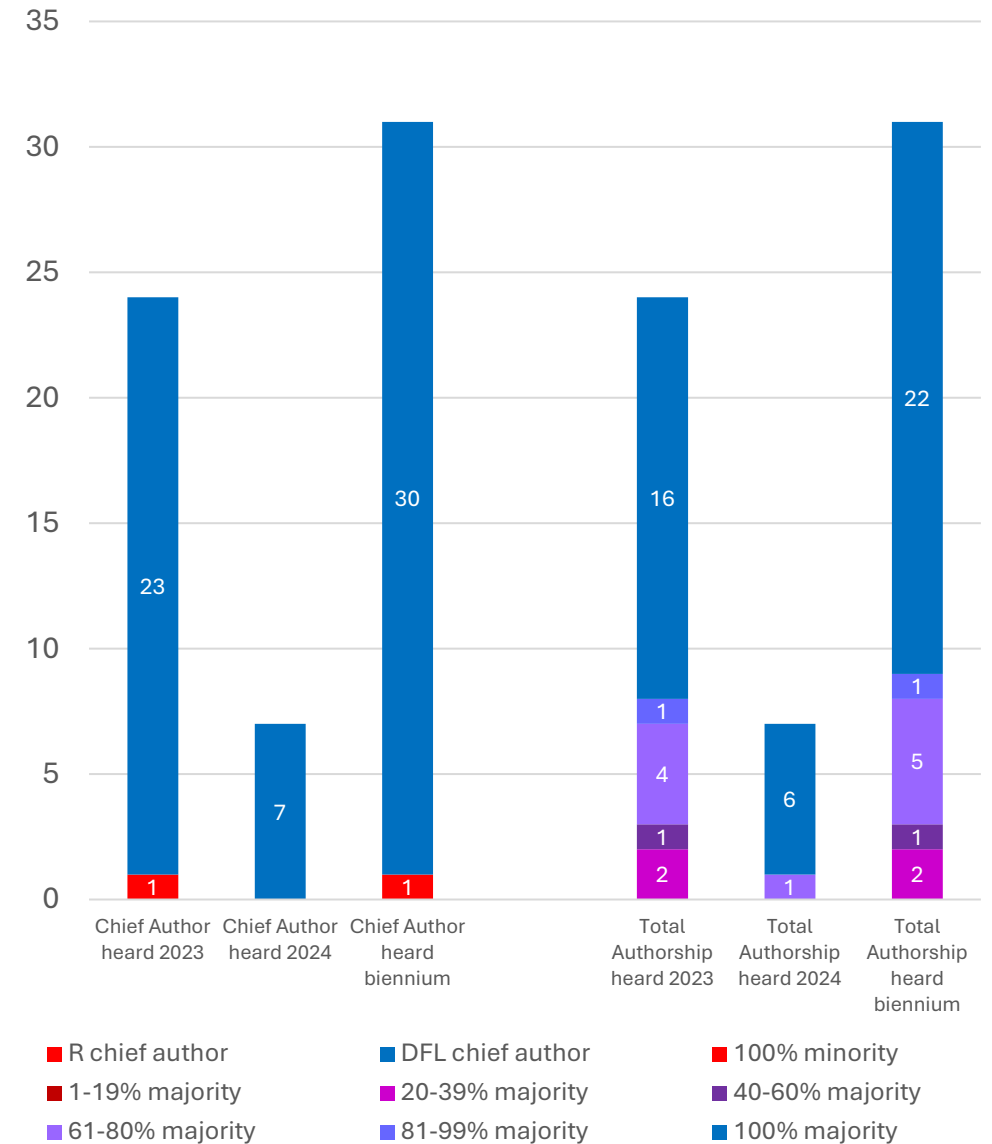
Rep. Joe McDonald (R)

Rep. Mohamud Noor (DFL)

Rep. Kristin Robbins (R)

Rep. Peggy Scott (R)

Rep. Samantha Vang (DFL)



Housing Finance and Policy

123 bills were referred to the committee:

- 112 bills (71 in 2023; 41 in 2024) had a chief author from the majority party, and
- 11 bills (5 in 2023; 6 in 2024) had a chief author from the minority party.

81* bills received a hearing in the committee:

- 79 bills (47 in 2023; 32 in 2024) had a chief author from the majority party, and
- 2 bills (2 in 2023; 0 in 2024) had a chief author from the minority party.

Of the 81 bills that were heard in the committee:

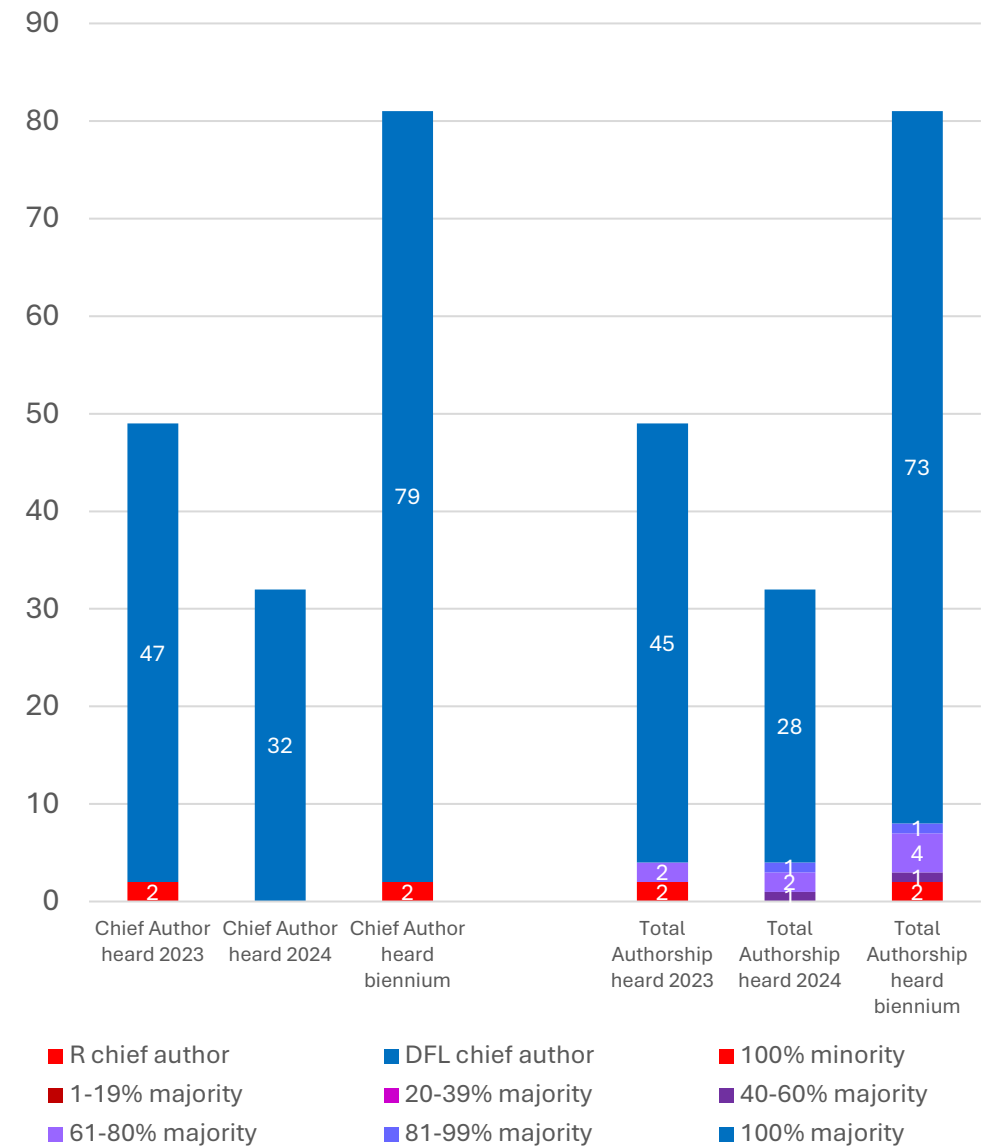
- 73 bills (45 in 2023; 28 in 2024) had 100% majority authorship,
- 2 bills (2 in 2023; 0 in 2024) had 100% minority authorship, and
- 6 bills (2 in 2023; 4 in 2024) had at least one author of each party.

Committee Members - 13 total: 8 DFL, 5 R

Rep. Michael Howard (DFL) Committee Chair
 Rep. Esther Agbaje (DFL) Committee Vice Chair
 Rep. Brian Johnson (R) Republican Lead

Rep. Ethan Cha (DFL)
 Rep. Jeff Dotseth (R)
 Rep. Hodan Hassan (DFL)
 Rep. Samakab Hussein (DFL)
 Rep. Alicia Kozlowski (DFL)

Rep. Andrew Myers (R)
 Rep. Jim Nash (R)
 Rep. Matt Norris (DFL)
 Rep. María Isa Pérez-Vega (DFL)
 Rep. John Petersburg (R)



*Two bills were heard in both 2023 and 2024

Human Services Finance

157 bills were referred to the committee:

- 139 bills (80 in 2023; 59 in 2024) had a chief author from the majority party, and
- 18 bills (12 in 2023; 6 in 2024) had a chief author from the minority party.

90 bills received a hearing in the committee:

- 83 bills (52 in 2023; 31 in 2024) had a chief author from the majority party, and
- 7 bills (4 in 2023; 3 in 2024) had a chief author from the minority party.

Of the 90 bills that were heard in the committee:

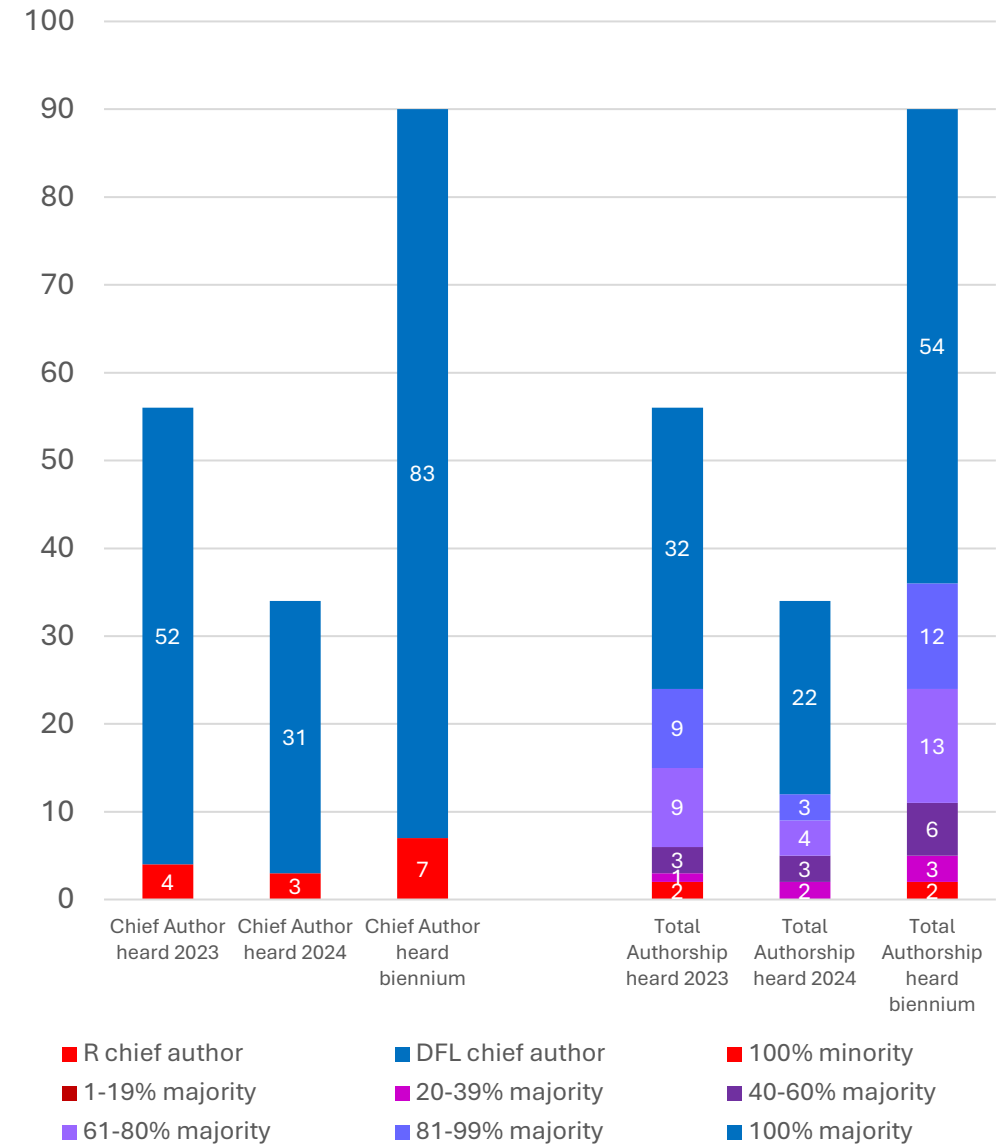
- 54 bills (32 in 2023; 22 in 2024) had 100% majority authorship,
- 2 bills (2 in 2023; 0 in 2024) had 100% minority authorship, and
- 34 bills (22 in 2023; 12 in 2024) had at least one author of each party.

Committee Members - 15 total: 9 DFL, 6 R

Rep. Mohamud Noor (DFL) Committee Chair
 Rep. Kristin Bahner (DFL) Committee Vice Chair
 Rep. Anne Neu Brindley (R) Republican Lead

Rep. Dave Baker (R)
 Rep. Mary Frances Clardy (DFL)
 Rep. Peter Fischer (DFL)
 Rep. Mary Franson (R)
 Rep. Dawn Gillman (R)
 Rep. Kim Hicks (DFL)

Rep. Heather Keeler (DFL)
 Rep. Carlie Kotyza-Witthuhn (DFL)
 Rep. Laurie Pryor (DFL)
 Rep. Duane Quam (R)
 Rep. Liz Reyer (DFL)
 Rep. Natalie Zeleznikar (R)



Human Services Policy

113 bills were referred to the committee:

- 106 bills (52 in 2023; 54 in 2024) had a chief author from the majority party, and
- 7 bills (4 in 2023; 3 in 2024) had a chief author from the minority party.

92 bills received a hearing in the committee:

- 88* bills (40 in 2023; 48 in 2024) had a chief author from the majority party, and
- 5 bills (2 in 2023; 3 in 2024) had a chief author from the minority party.

Of the 92 bills that were heard in the committee:

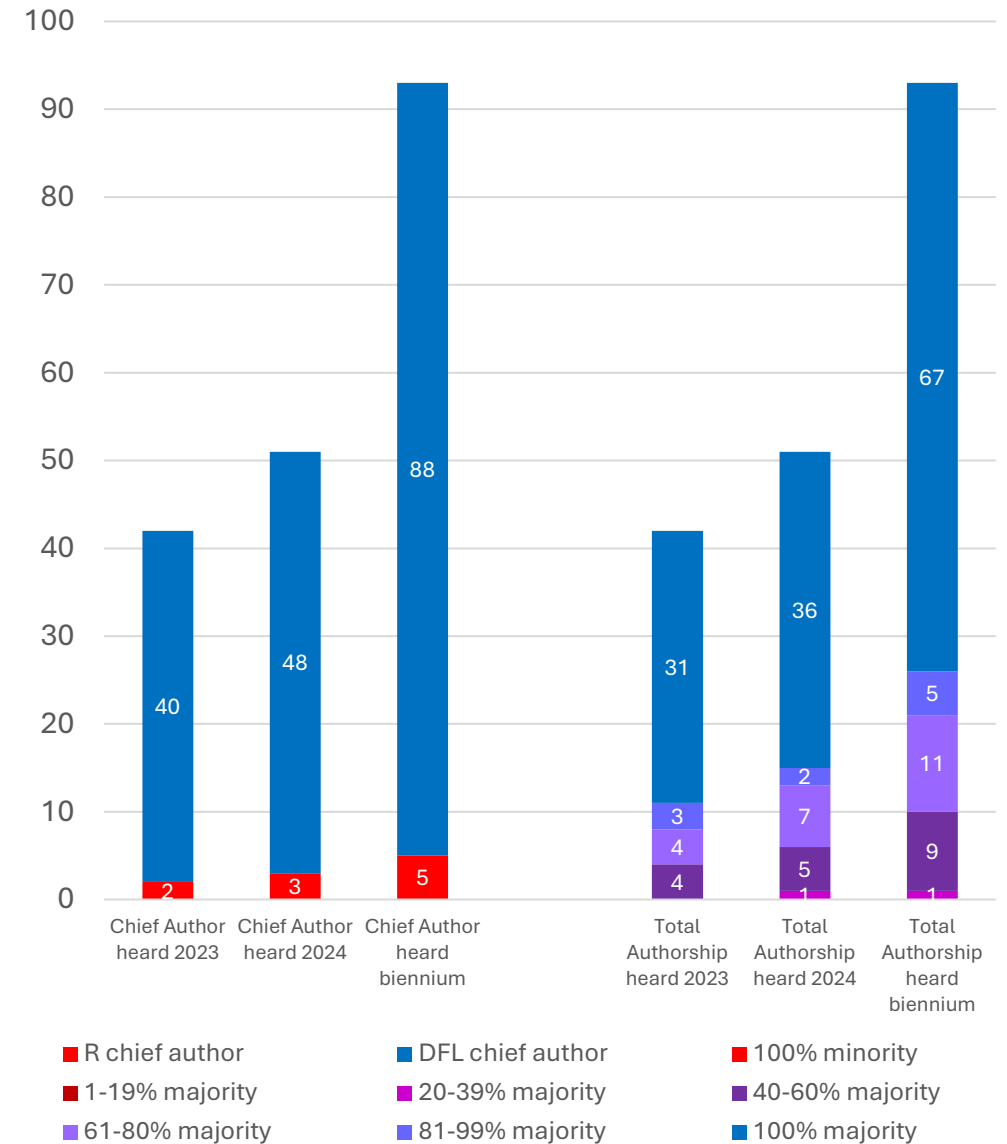
- 67 bills (31 in 2023; 36 in 2024) had 100% majority authorship,
- 0 bills (0 in 2023; 0 in 2024) had 100% minority authorship, and
- 25 bills* (11 in 2023; 15 in 2024) had at least one author of each party.

Committee Members - 13 total: 8 DFL, 5 R

Rep. Peter Fischer (DFL) Committee Chair
 Rep. Luke Frederick (DFL) Committee Vice Chair
 Rep. Debra Kiel (R) Republican Lead

Rep. Jeff Backer (R)
 Rep. Dave Baker (R)
 Rep. Brion Curran (DFL)
 Rep. Heather Edelson (DFL)
 Rep. Elliot Engen (R)

Rep. Leigh Finke (DFL)
 Rep. Jessica Hanson (DFL)
 Rep. Kim Hicks (DFL)
 Rep. Mohamud Noor (DFL)
 Rep. Paul Novotny (R)



*One bill was heard in both 2023 and 2024

Judiciary Finance and Civil Law

318 bills were referred to the committee:

- 256 bills (145 in 2023; 111 in 2024) had a chief author from the majority party, and
- 62 bills (43 in 2023; 19 in 2024) had a chief author from the minority party.

183 bills received a hearing in the committee:

- 179 bills (102 in 2023; 76 in 2024) had a chief author from the majority party, and
- 5 bills (3 in 2023; 2 in 2024) had a chief author from the minority party.

Of the 183 bills that were heard in the committee:

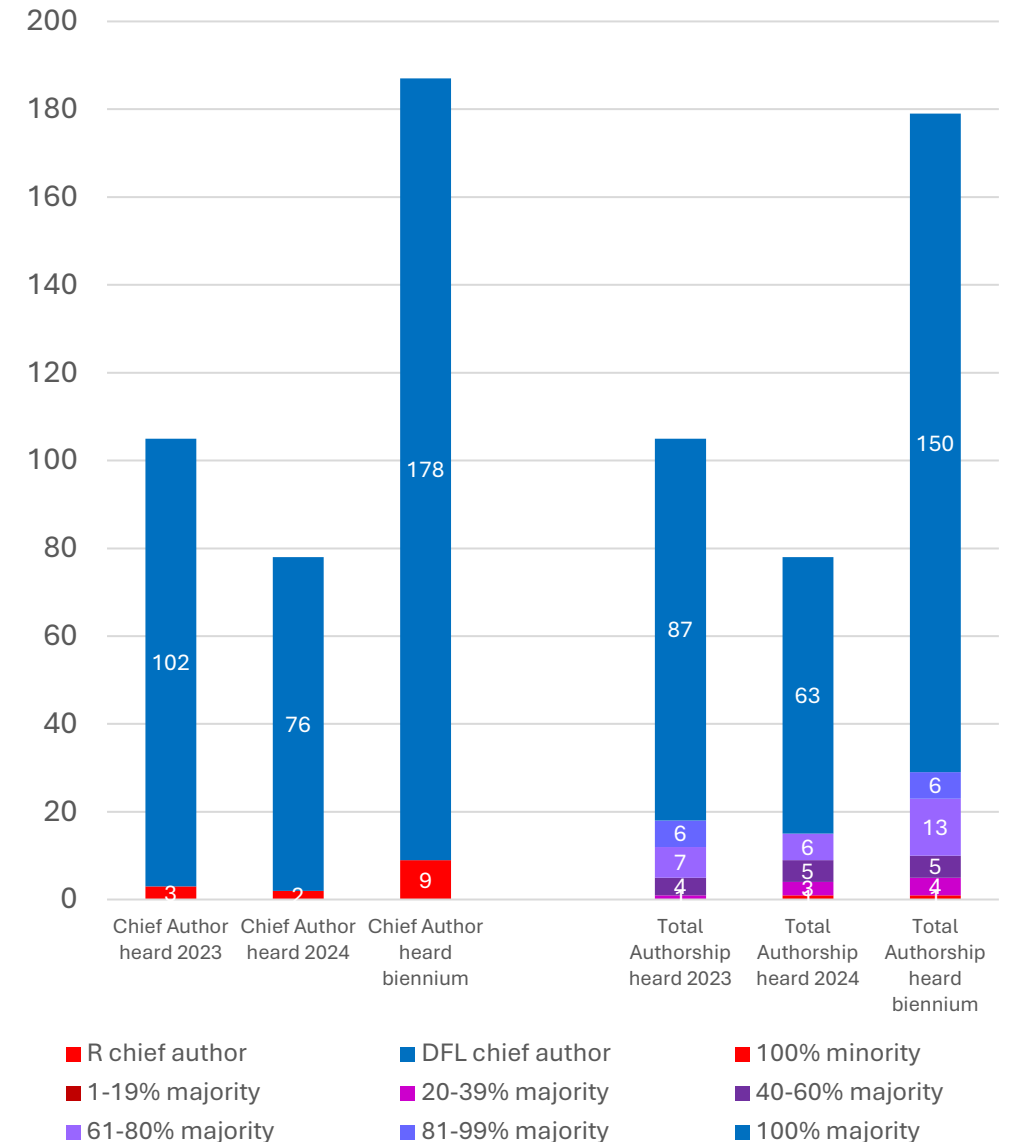
- 150 bills (87 in 2023; 63 in 2024) had 100% majority authorship,
- 1 bill (0 in 2023; 1 in 2024) had 100% minority authorship, and
- 32 bills (18 in 2023; 14 in 2024) had at least one author of each party.

Committee Members - 13 total: 8 DFL, 5 R

Rep. Jamie Becker-Finn (DFL) Committee Chair
 Rep. Cedrick Frazier (DFL) Committee Vice Chair
 Rep. Peggy Scott (R) Republican Lead

Rep. Ned Carroll (DFL)
 Rep. Brion Curran (DFL)
 Rep. Sandra Feist (DFL)
 Rep. Leigh Finke (DFL)
 Rep. Luke Frederick (DFL)

Rep. Matt Grossell (R)
 Rep. Brian Johnson (R)
 Rep. Kelly Moller (DFL)
 Rep. Harry Niska (R)
 Rep. Mark Wiens (R)



Labor and Industry Finance and Policy

112 bills were referred to the committee:

- 93 bills (49 in 2023; 44 in 2024) had a chief author from the majority party, and
- 19 bills (14 in 2023; 5 in 2024) had a chief author from the minority party.

77 bills received a hearing in the committee:

- 75* bills (38 in 2023; 37 in 2024) had a chief author from the majority party, and
- 2 bills (1 in 2023; 1 in 2024) had a chief author from the minority party.

Of the 77 bills that were heard in the committee:

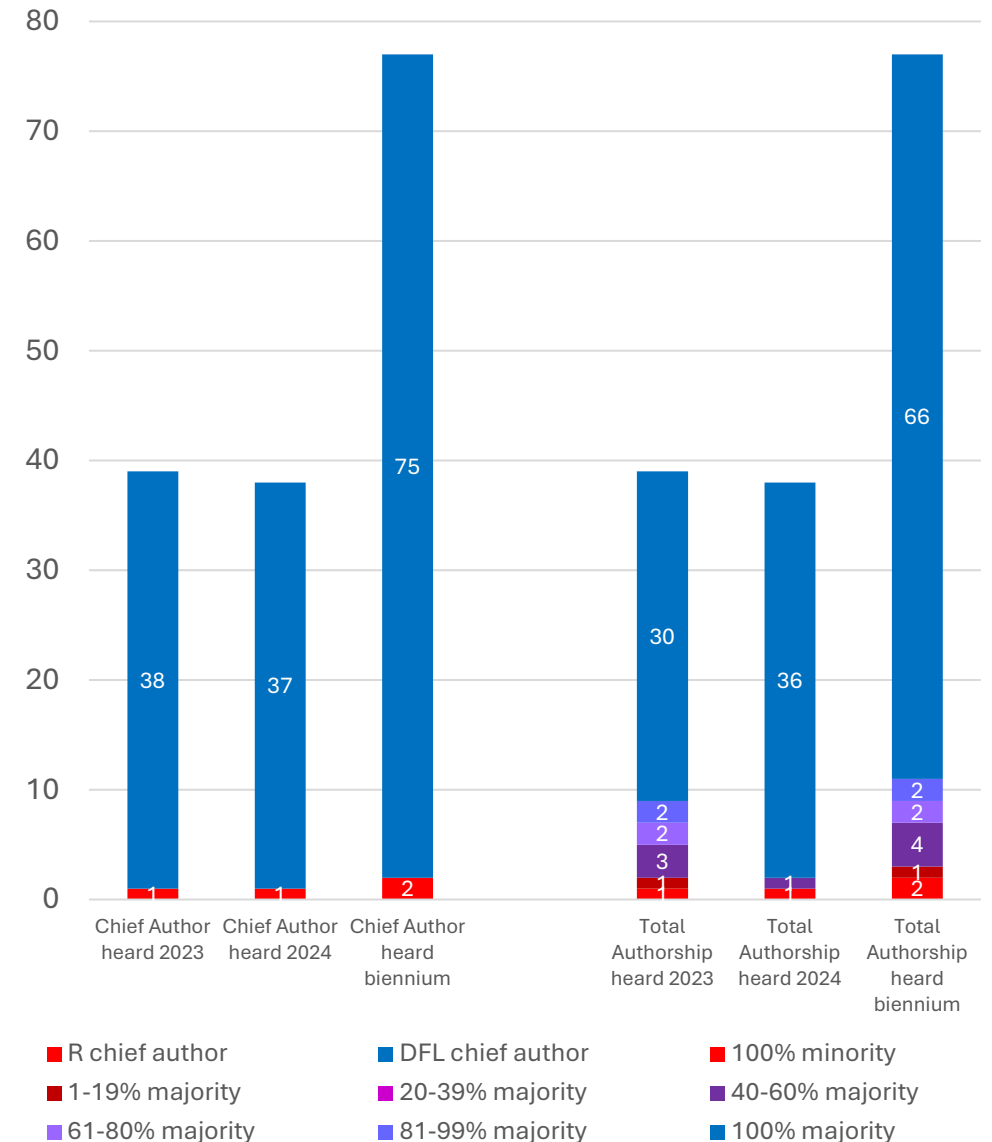
- 66 bills (30 in 2023; 36 in 2024) had 100% majority authorship,
- 2 bills (1 in 2023; 1 in 2024) had 100% minority authorship, and
- 9 bills (8 in 2023; 1 in 2024) had at least one author of each party.

Committee Members - 13 total: 8 DFL, 5 R

Rep. Michael Nelson (DFL) Committee Chair
 Rep. Kaela Berg (DFL) Committee Vice Chair
 Rep. Joe McDonald (R) Republican Lead

Rep. Brian Daniels (R)
 Rep. Emma Greenman (DFL)
 Rep. Josiah Hill (DFL)
 Rep. Samakab Hussein (DFL)
 Rep. Sydney Jordan (DFL)

Rep. Alicia Kozlowski (DFL)
 Rep. Shane Mekeland (R)
 Rep. Andrew Myers (R)
 Rep. Isaac Schultz (R)
 Rep. Dan Wolgamott (DFL)



*One bill hadn't been officially referred to the committee. It did have a hearing, so it is included in the analysis.

Legacy Finance

105 bills were referred to the committee:

- 82 bills (54 in 2023; 28 in 2024) had a chief author from the majority party, and
- 23 bills (16 in 2023; 7 in 2024) had a chief author from the minority party.

45 of those bills received a hearing in the committee:

- 37 bills (31 in 2023; 6 in 2024) had a chief author from the majority party, and
- 8 bills (6 in 2023; 2 in 2024) had a chief author from the minority party.

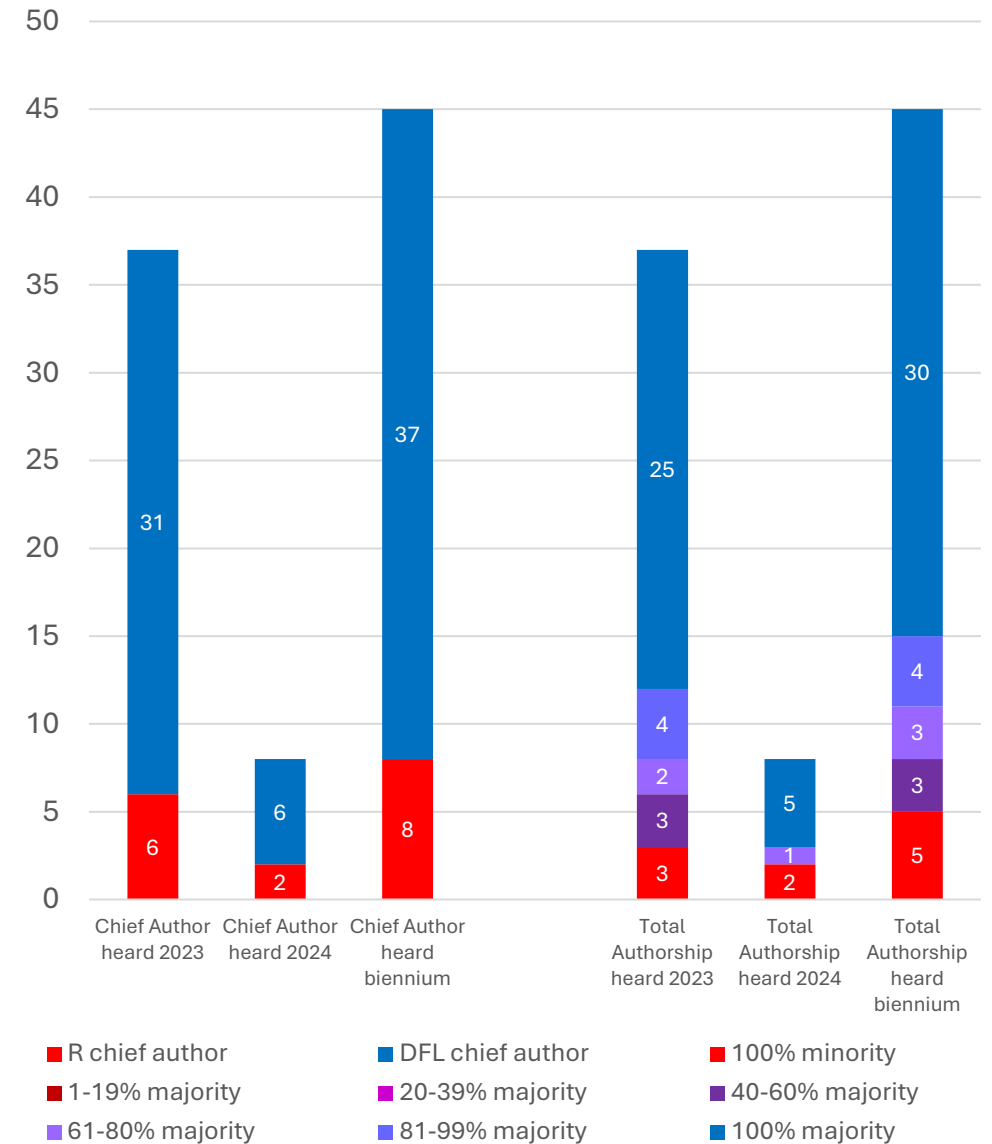
Of the 45 bills that were heard in the committee:

- 30 bills (25 in 2023; 5 in 2024) had 100% majority authorship,
- 5 bills (3 in 2023; 2 in 2024) had 100% minority authorship, and
- 10 bills (9 in 2023; 1 in 2024) had at least one author of each party.

Committee Members - 11 total: 7 DFL, 4 R

Rep. Leon Lillie (DFL) Committee Chair
 Rep. Samakab Hussein (DFL) Committee Vice Chair
 Rep. Jeff Backer (R) Republican Lead

Rep. Ethan Cha (DFL)	Rep. Fue Lee (DFL)
Rep. Leigh Finke (DFL)	Rep. Brian Pfarr (R)
Rep. Josh Heintzeman (R)	Rep. Roger Skraba (R)
Rep. Kaohly Vang Her (DFL)	Rep. Samantha Vang (DFL)



Property Tax Division

74 bills were referred to the committee:

- 64 bills (44 in 2023; 20 in 2024) had a chief author from the majority party, and
- 10 bills (7 in 2023; 3 in 2024) had a chief author from the minority party.

72 bills received a hearing in the committee:

- 64* bills (44 in 2023; 20 in 2024) had a chief author from the majority party, and
- 9 bills (6 in 2023; 3 in 2024) had a chief author from the minority party.

Of the 72 bills that were heard in the committee:

- 51 bills (35 in 2023; 16 in 2024) had 100% majority authorship,
- 5 bills (3 in 2023; 2 in 2024) had 100% minority authorship, and
- 17* bills (12 in 2023; 5 in 2024) had at least one author of each party.

Committee Members - 13 total: 8 DFL, 5 R

Rep. Dave Lislegard (DFL) Committee Chair

Rep. Liz Lee (DFL) Committee Vice Chair

Rep. Duane Quam (R) Republican Lead

Rep. Paul Anderson (R)

Rep. John Burkel (R)

Rep. Nathan Coulter (DFL)

Rep. Steve Elkins (DFL)

Rep. Pat Garofalo (R)

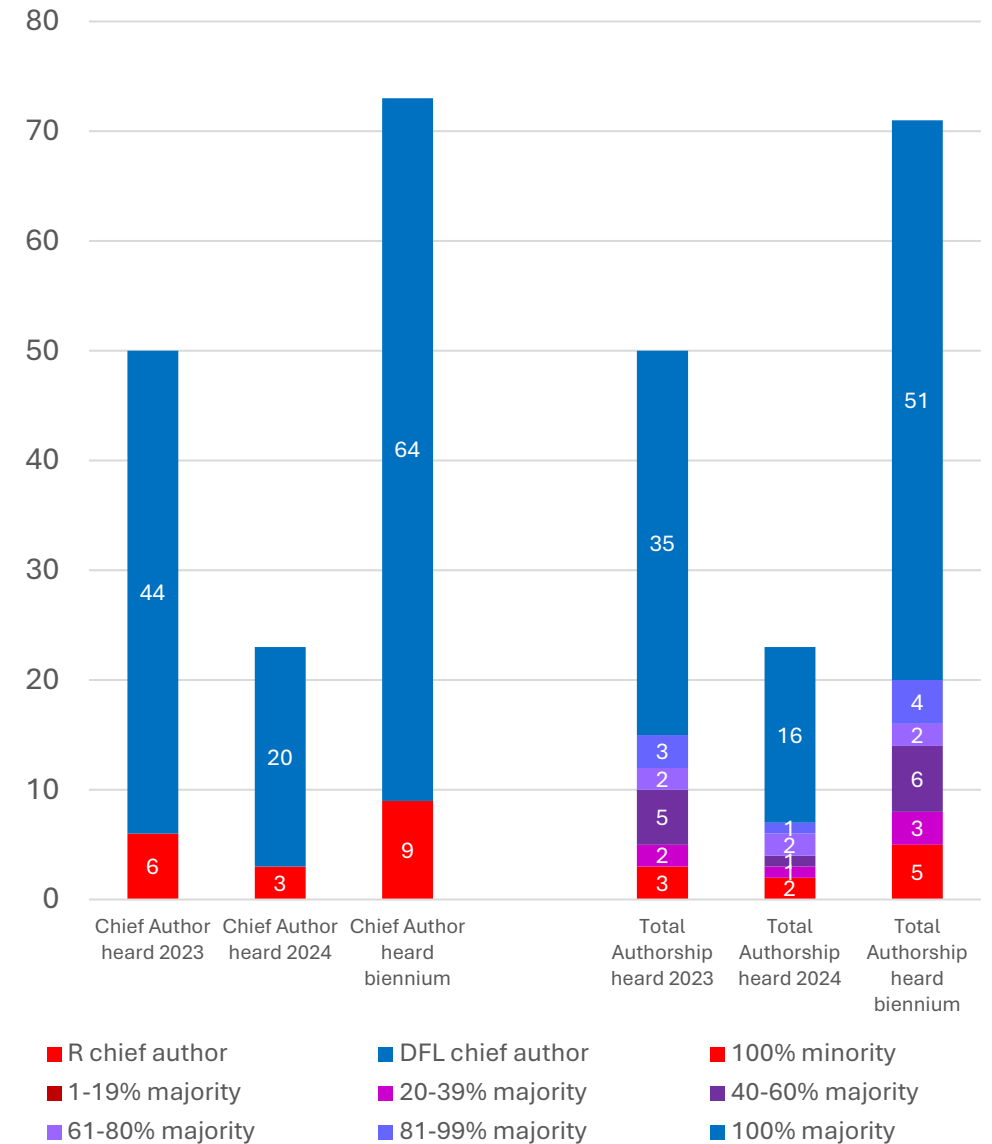
Rep. Aisha Gomez (DFL)

Rep. Athena Hollins (DFL)

Rep. John Huot (DFL)

Rep. Michael Nelson (DFL)

Rep. Tim O’Driscoll (R)



*One bill was heard in both 2023 and 2024

Public Safety Finance and Policy

398 bills were referred to the committee:

- 254 bills (160 in 2023; 94 in 2024) had a chief author from the majority party, and
- 144 bills (96 in 2023; 48 in 2024) had a chief author from the minority party.

162 bills received a hearing in the committee:

- 146* bills (93 in 2023; 53 in 2024) had a chief author from the majority party, and
- 18 bills (8 in 2023; 10 in 2024) had a chief author from the minority party.

Of the 162 bills that were heard in the committee:

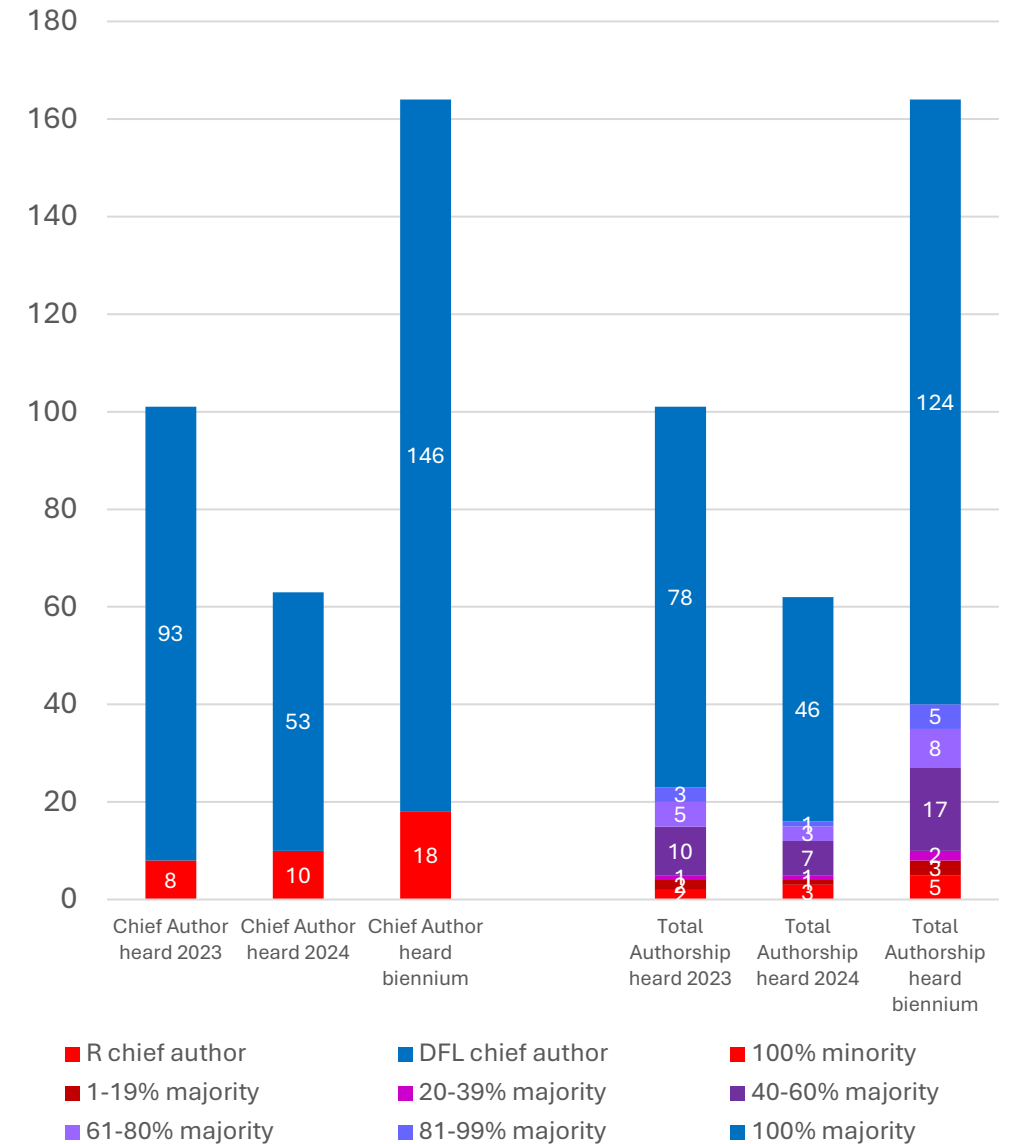
- 124* bills (78 in 2023; 46 in 2024) had 100% majority authorship,
- 5 bills (2 in 2023; 3 in 2024) had 100% minority authorship, and
- 35* bills (21 in 2023; 14 in 2024) had at least one author of each party.

Committee Members - 15 total: 9 DFL, 6 R

Rep. Kelly Moller (DFL) Committee Chair
 Rep. Sandra Feist (DFL) Committee Vice Chair
 Rep. Paul Novotny (R) Republican Lead

Rep. Jamie Becker-Finn (DFL)
 Rep. Brion Curran (DFL)
 Rep. Elliot Engen (R)
 Rep. Cedrick Frazier (DFL)
 Rep. Matt Grossell (R)
 Rep. Athena Hollins (DFL)

Rep. Walter Hudson (R)
 Rep. John Huot (DFL)
 Rep. Patricia Mueller (R)
 Rep. Dave Pinto (DFL)
 Rep. Brad Tabke (DFL)
 Rep. Jeff Witte (R)



*Two bills were heard in both 2023 and 2024

State & Local Government Finance and Policy

400 bills were referred to the committee:

- 280 bills (159 in 2023; 121 in 2024) had a chief author from the majority party, and
- 120 bills (68 in 2023; 52 in 2024) had a chief author from the minority party.

130 bills received a hearing in the committee:

- 126 bills (78 in 2023; 48 in 2024) had a chief author from the majority party, and
- 4 bills (2 in 2023; 2 in 2024) had a chief author from the minority party.

Of the 130 bills that were heard in the committee:

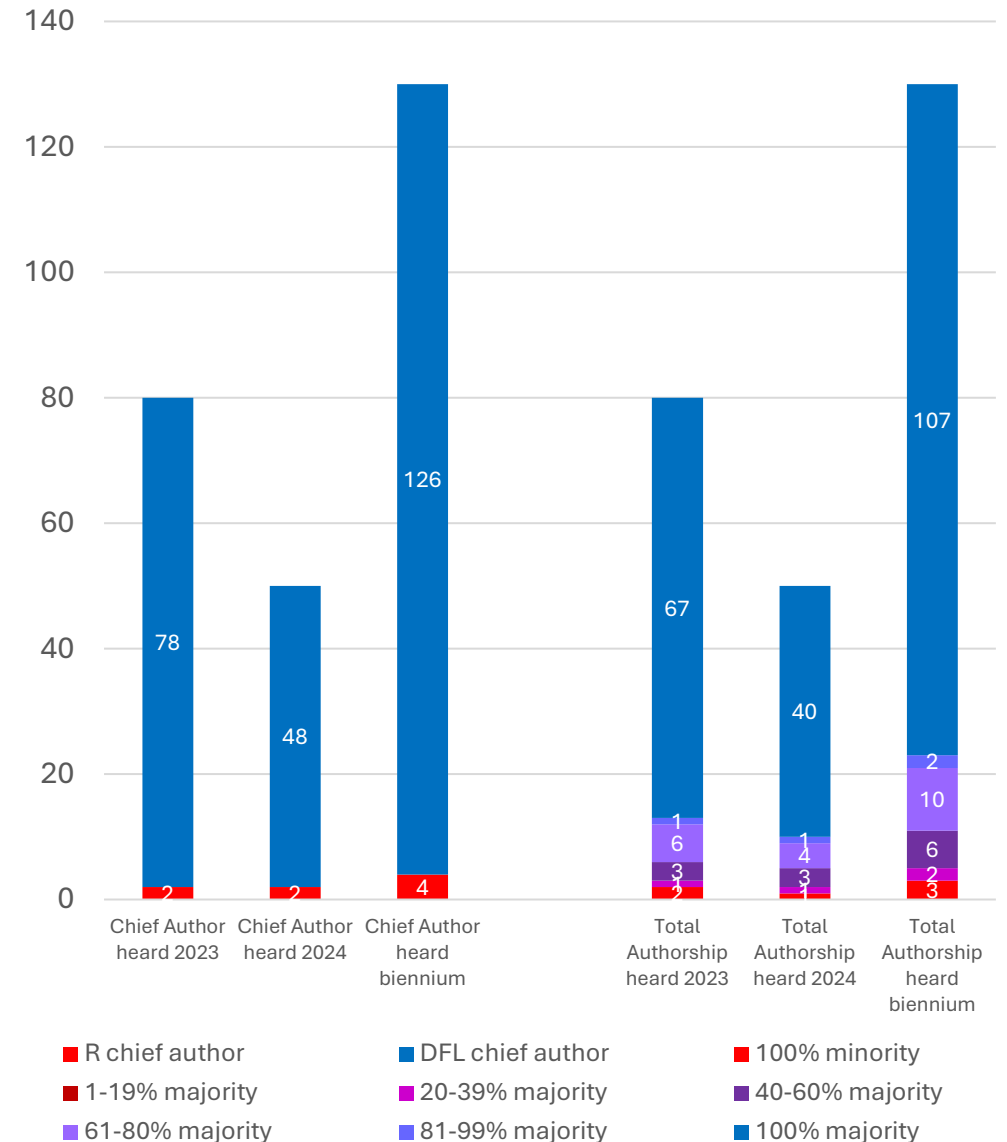
- 107 bills (67 in 2023; 40 in 2024) had 100% majority authorship,
- 3 bills (2 in 2023; 1 in 2024) had 100% minority authorship, and
- 20 bills (11 in 2023; 9 in 2024) had at least one author of each party.

Committee Members - 13 total: 8 DFL, 5 R

Rep. Ginny Klevorn (DFL) Committee Chair
 Rep. John Huot (DFL) Committee Vice Chair
 Rep. Jim Nash (R) Republican Lead

Rep. Kristin Bahner (DFL)
 Rep. Kaela Berg (DFL)
 Rep. Mike Freiberg (DFL)
 Rep. Rick Hansen (DFL)
 Rep. Bobbie Harder (R)

Rep. Kaohly Vang Her (DFL)
 Rep. Jim Joy (R)
 Rep. Jon Koznick (R)
 Rep. Danny Nadeau (R)
 Rep. Jerry Newton (DFL)



Sustainable Infrastructure Policy

14 bills were referred to the committee:

- 13 bills (12 in 2023; 1 in 2024) had a chief author from the majority party, and
- 1 bill (1 in 2023; 0 in 2024) had a chief author from the minority party.

11 bills received a hearing in the committee:

- 11 bills (10 in 2023; 1 in 2024) had a chief author from the majority party, and
- 0 bills (0 in 2023; 0 in 2024) had a chief author from the minority party.

Of the 11 bills that were heard in the committee:

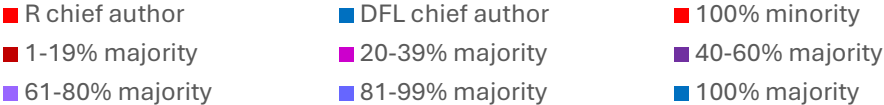
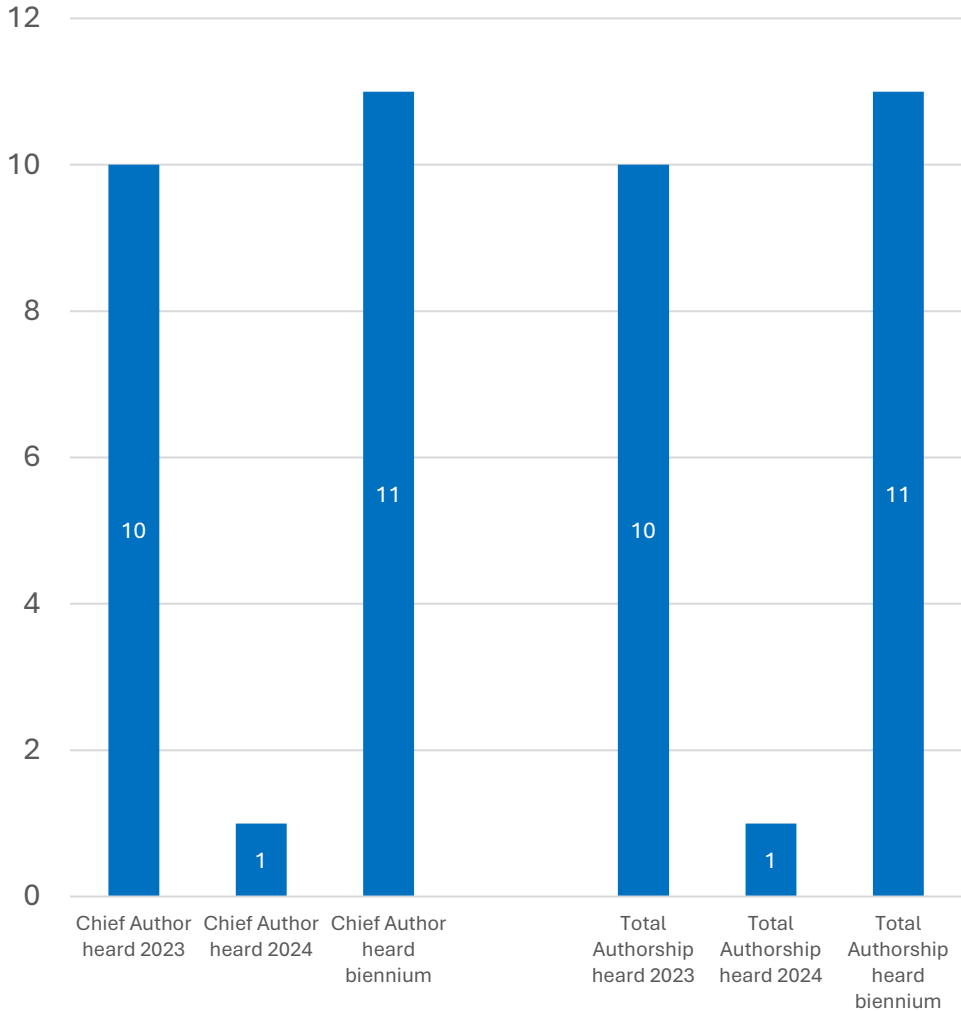
- 11 bills (10 in 2023; 1 in 2024) had 100% majority authorship,
- 0 bills (0 in 2023; 0 in 2024) had 100% minority authorship, and
- 0 bills (0 in 2023; 0 in 2024) had at least one author of each party.

Committee Members - 13 total: 8 DFL, 5 R

Rep. Erin Koegel (DFL) Committee Chair
 Rep. Brion Curran (DFL) Committee Vice Chair
 Rep. Mary Franson (R) Republican Lead

Rep. Patty Acomb (DFL)
 Rep. Paul Anderson (R)
 Rep. Mary Frances Clardy (DFL)
 Rep. Dawn Gillman (R)
 Rep. Frank Hornstein (DFL)

Rep. Spencer Igo (R)
 Rep. Larry Kraft (DFL)
 Rep. Lucy Rehm (DFL)
 Rep. Isaac Schultz (R)
 Rep. Andy Smith (DFL)



Taxes

544 bills were referred to the committee:

- 278 bills (176 in 2023; 102 in 2024) had a chief author from the majority party, and
- 266 bills (199 in 2023; 67 in 2024) had a chief author from the minority party.

100 bills received a hearing in the committee:

- 89* bills (54 in 2023; 35 in 2024) had a chief author from the majority party, and
- 13 bills (10 in 2023; 3 in 2024) had a chief author from the minority party.

Of the 100 bills that were heard in the committee:

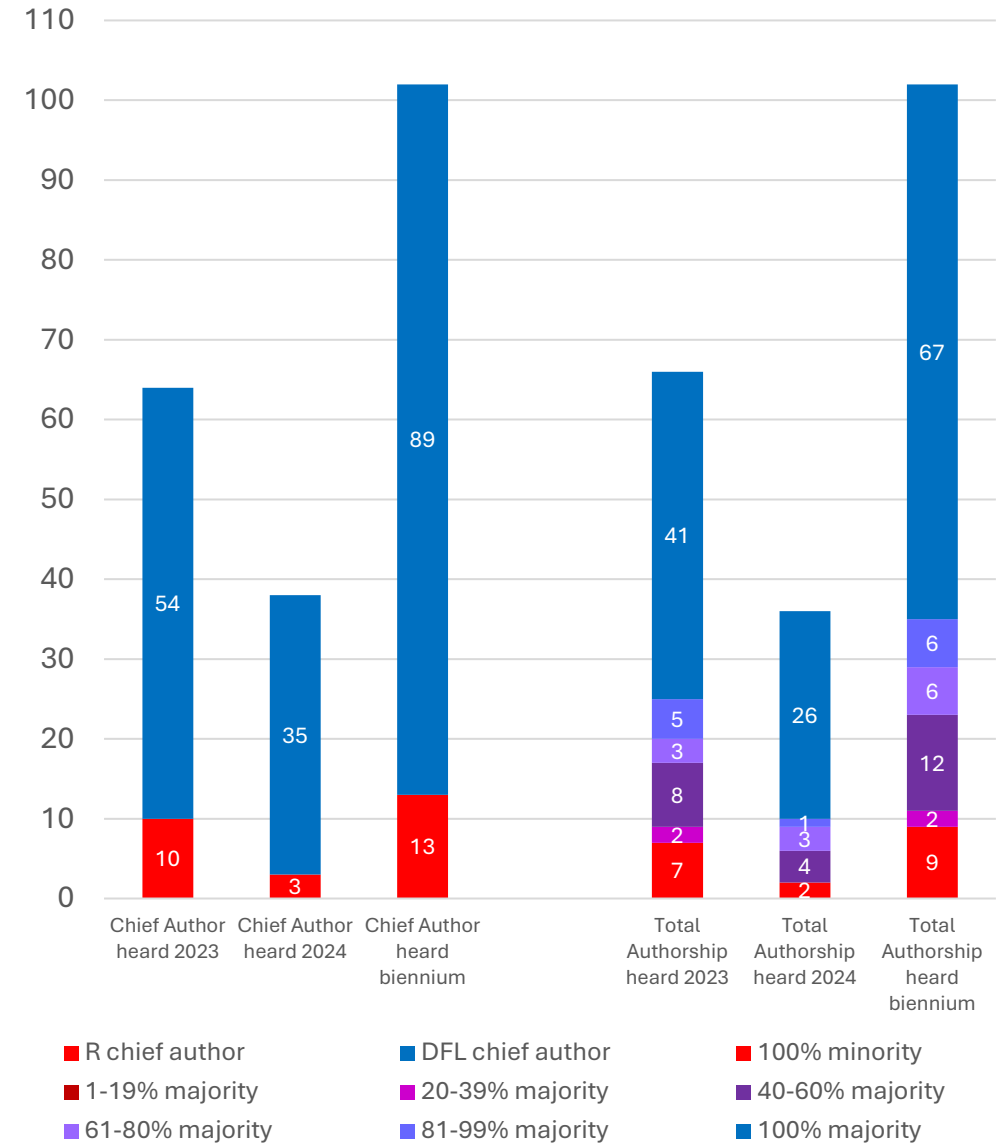
- 67* bills (41 in 2023; 26 in 2024) had 100% majority authorship,
- 9 bills (7 in 2023; 2 in 2024) had 100% minority authorship, and
- 26* bills (16 in 2023; 10 in 2024) had at least one author of each party.

Committee Members - 21 total: 12 DFL, 9 R

Rep. Aisha Gomez (DFL) Committee Chair
 Rep. Matt Norris (DFL) Committee Vice Chair
 Rep. Greg Davids (R) Republican Lead

Rep. Esther Agbaje (DFL)	Rep. Jon Koznick (R)
Rep. Patti Anderson (R)	Rep. Liz Lee (DFL)
Rep. Jeff Brand (DFL)	Rep. Dave Lislegard (DFL)
Rep. Steve Elkins (DFL)	Rep. Bjorn Olson (R)
Rep. Michael Howard (DFL)	Rep. Liz Olson (DFL)
Rep. Jim Joy (R)	Rep. Dave Pinto (DFL)

Rep. Kristin Robbins (R)
Rep. Andy Smith (DFL)
Rep. Chris Swedzinski (DFL)
Rep. Mike Wiener (R)
Rep. Jeff Witte (R)
Rep. Cheryl Youakim (DFL)



*Two bills were heard in both 2023 and 2024

Transportation Finance and Policy

380 bills were referred to the committee:

- 211 bills (136 in 2023; 75 in 2024) had a chief author from the majority party, and
- 169 bills (113 in 2023; 56 in 2024) had a chief author from the minority party.

104 bills received a hearing in the committee:

- 91 bills (53 in 2023; 38 in 2024) had a chief author from the majority party, and
- 13 bills (9 in 2023; 4 in 2024) had a chief author from the minority party.

Of the 104 bills that were heard in the committee:

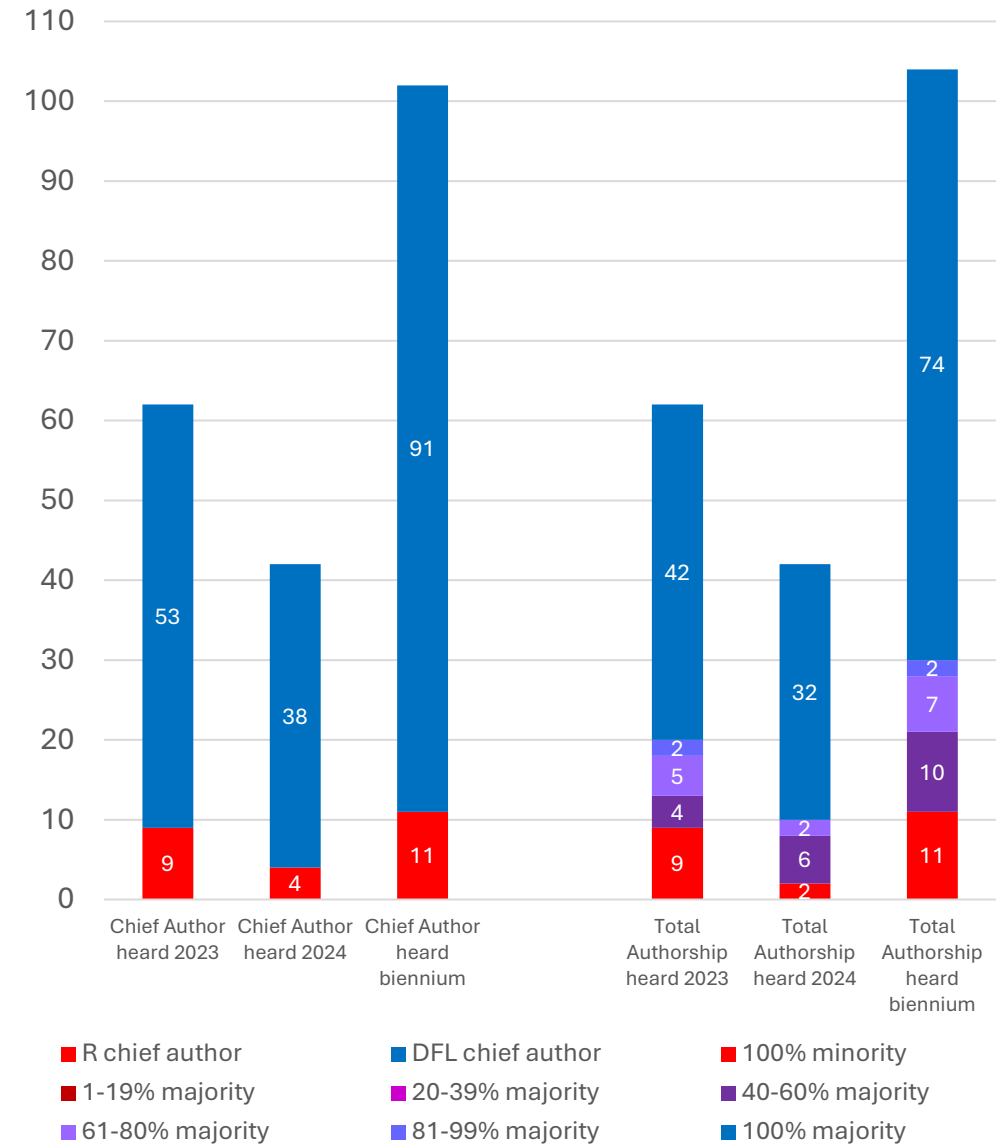
- 74 bills (42 in 2023; 32 in 2024) had 100% majority authorship,
- 11 bills (9 in 2023; 2 in 2024) had 100% minority authorship, and
- 19 bills (11 in 2023; 8 in 2024) had at least one author of each party.

Committee Members - 15 total: 9 DFL, 6 R

Rep. Frank Hornstein (DFL) Committee Chair
 Rep. Brad Tabke (DFL) Committee Vice Chair
 Rep. John Petersburg (R) Republican Lead

Rep. Jeff Brand (DFL)
 Rep. Steve Elkins (DFL)
 Rep. Marj Fogelman (R)
 Rep. Shane Hudella (R)
 Rep. Erin Koegel (DFL)
 Rep. Larry Kraft (DFL)

Rep. Tom Murphy (R)
 Rep. Michael Nelson (DFL)
 Rep. Matt Norris (DFL)
 Rep. Bjorn Olson (R)
 Rep. Samantha Sencer-Mura (DFL)
 Rep. Nolan West (R)



Veterans and Military Affairs Finance & Policy

61 bills were referred to the committee:

- 34 bills (16 in 2023; 18 in 2024) had a chief author from the majority party, and
- 27 bills (12 in 2023; 15 in 2024) had a chief author from the minority party.

46* bills received a hearing in the committee:

- 23 bills (14 in 2023; 9 in 2024) had a chief author from the majority party, and
- 24** bills (11 in 2023; 13 in 2024) had a chief author from the minority party.

Of the 46 bills that were heard in the committee:

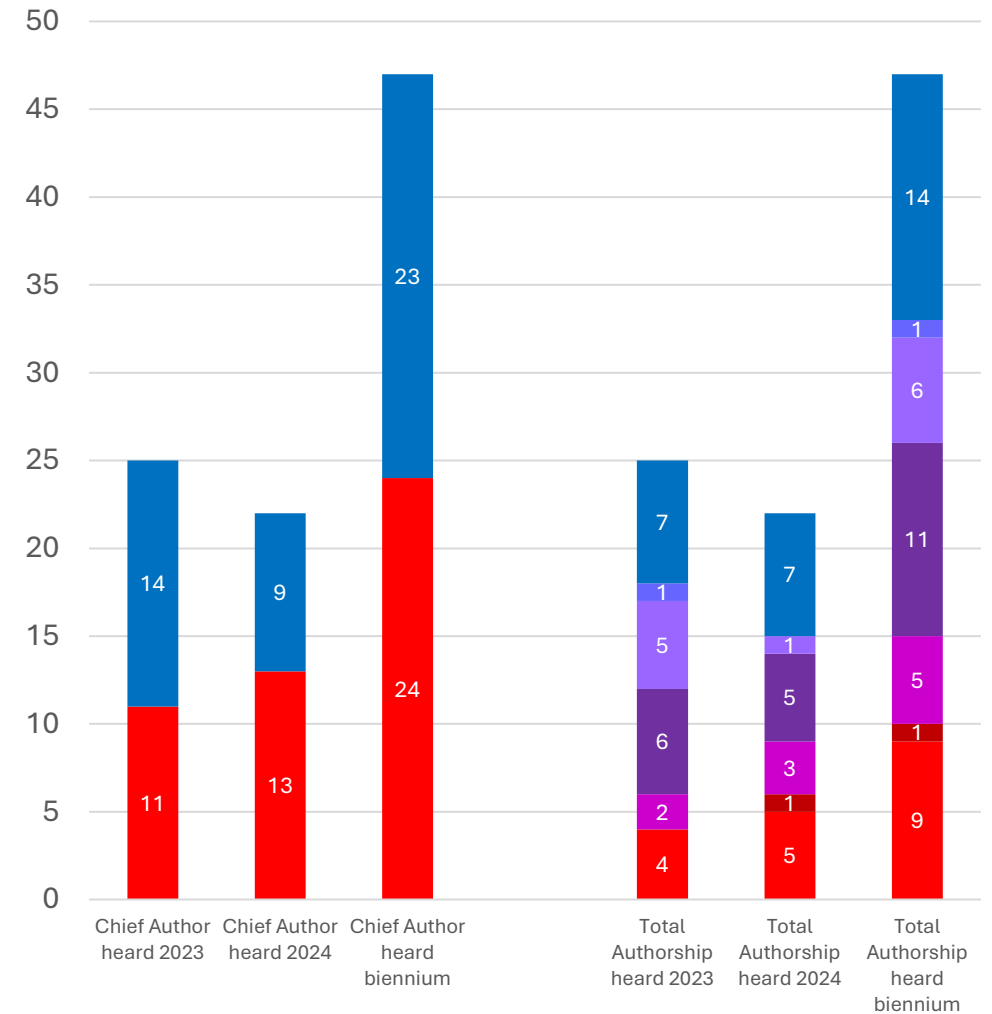
- 14 bills (7 in 2023; 7 in 2024) had 100% majority authorship,
- 9** bills (4 in 2023; 5 in 2024) had 100% minority authorship, and
- 24 bills (14 in 2023; 10 in 2024) had at least one author of each party.

Committee Members - 12 total: 7 DFL, 5 R

Rep. Jerry Newton (DFL) Committee Chair
 Rep. Steve Elkins (DFL) Committee Vice Chair
 Rep. Matt Bliss (R) Republican Lead

Rep. Peggy Bennett (R)
 Rep. Mary Frances Clardy (DFL)
 Rep. Nathan Coulter (DFL)
 Rep. Emma Greenman (DFL)
 Rep. Shane Hudella (R)

Rep. Dave Lislegard (DFL)
 Rep. Matt Norris (DFL)
 Rep. Bjorn Olson (R)
 Rep. Mark Wiens (R)



- R chief author
- DFL chief author
- 100% minority
- 1-19% majority
- 20-39% majority
- 40-60% majority
- 61-80% majority
- 81-99% majority
- 100% majority

*Five of these bills hadn't been officially referred to the committee. They did have hearings, so we included them in this analysis.

**One bill was heard in both 2023 and 2024

Ways and Means

235 bills were referred to the committee:

- 233 bills (143 in 2023; 90 in 2024) had a chief author from the majority party, and
- 2 bills (2 in 2023; 0 in 2024) had a chief author from the minority party.

124 bills received a hearing in the committee:

- 124 bills (70 in 2023; 54 in 2024) had a chief author from the majority party, and
- 0 bills (0 in 2023; 0 in 2024) had a chief author from the minority party.

Of the 124 bills that were heard in the committee:

- 102 bills (58 in 2023; 44 in 2024) had 100% majority authorship,
- 0 bills (0 in 2023; 0 in 2024) had 100% minority authorship, and
- 22 bills (12 in 2023; 10 in 2024) had at least one author of each party.

Committee Members - 28 total: 18 DFL, 10 R

Rep. Liz Olson (DFL) Committee Chair

Rep. Heather Edelson (DFL) Committee Vice Chair

Rep. Pat Garofalo (R) Republican Lead

Rep. Patty Acomb (DFL)

Rep. Ginny Klevorn (DFL)

Rep. Gene Pelowski, Jr. (DFL)

Rep. Esther Agbaje (DFL)

Rep. Ron Kresha (R)

Rep. John Petersburg (R)

Rep. Jamie Becker-Finn (DFL)

Rep. Tina Liebling (DFL)

Rep. Brian Pfarr (DFL)

Rep. Mike Freiberg (DFL)

Rep. Leon Lillie (DFL)

Rep. Dave Pinto (DFL)

Rep. Aisha Gomez (DFL)

Rep. Kelly Moller (DFL)

Rep. Joe Schomacker (R)

Rep. Hodan Hassan (DFL)

Rep. Jim Nash (R)

Rep. Peggy Scott (R)

Rep. Josh Heintzeman (R)

Rep. Mohamud Noor (DFL)

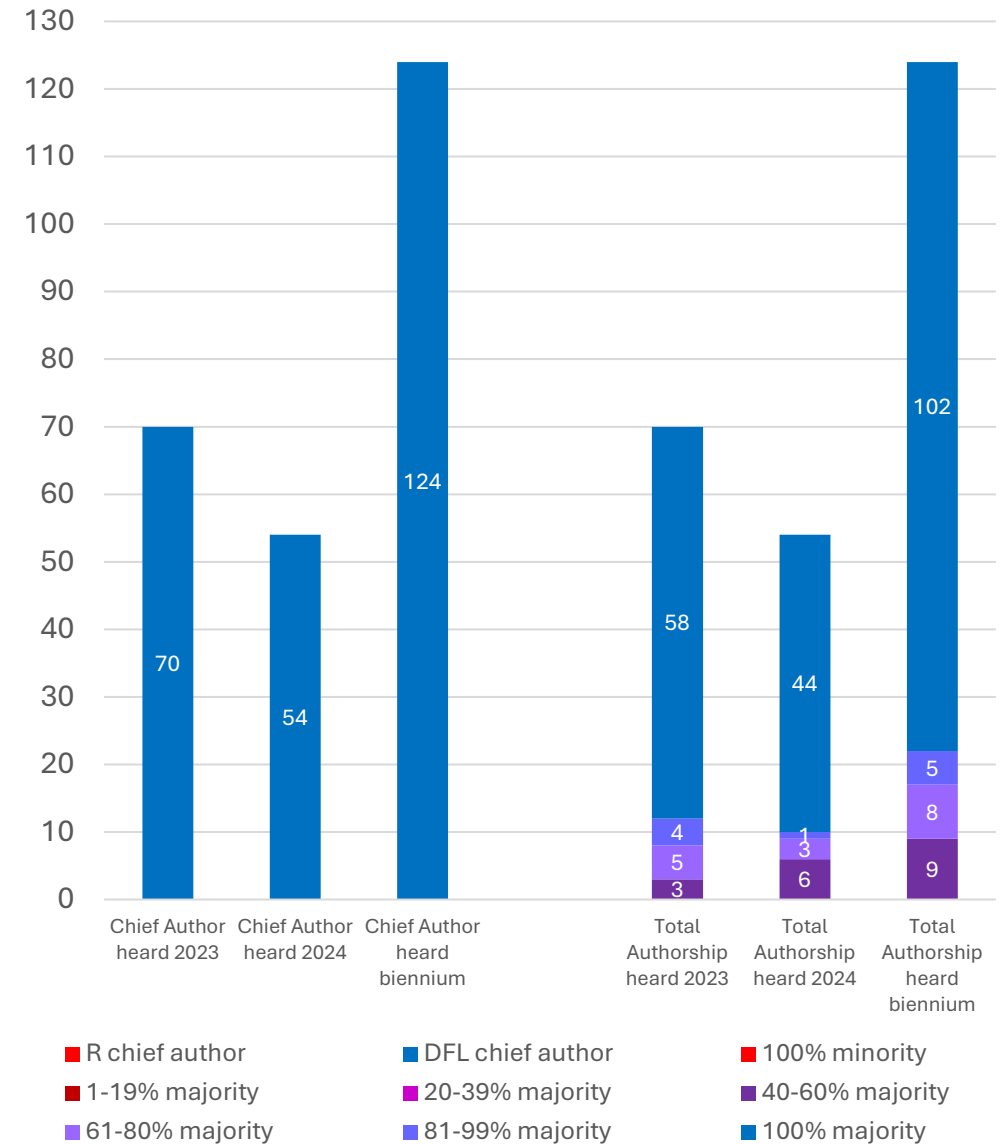
Rep. Cheryl Youakim (DFL)

Rep. Frank Hornstein (DFL)

Rep. Paul Novotny (R)

Rep. Michael Howard (DFL)

Rep. Marion Rarick (R)



Workforce Development Finance and Policy

142 bills were referred to the committee:

- 120 bills (74 in 2023; 46 in 2024) had a chief author from the majority party, and
- 22 bills (12 in 2023; 10 in 2024) had a chief author from the minority party.

84 bills received a hearing in the committee:

- 75 bills (59 in 2023; 16 in 2024) had a chief author from the majority party, and
- 9 bills (6 in 2023; 3 in 2024) had a chief author from the minority party.

Of the 84 bills that were heard in the committee:

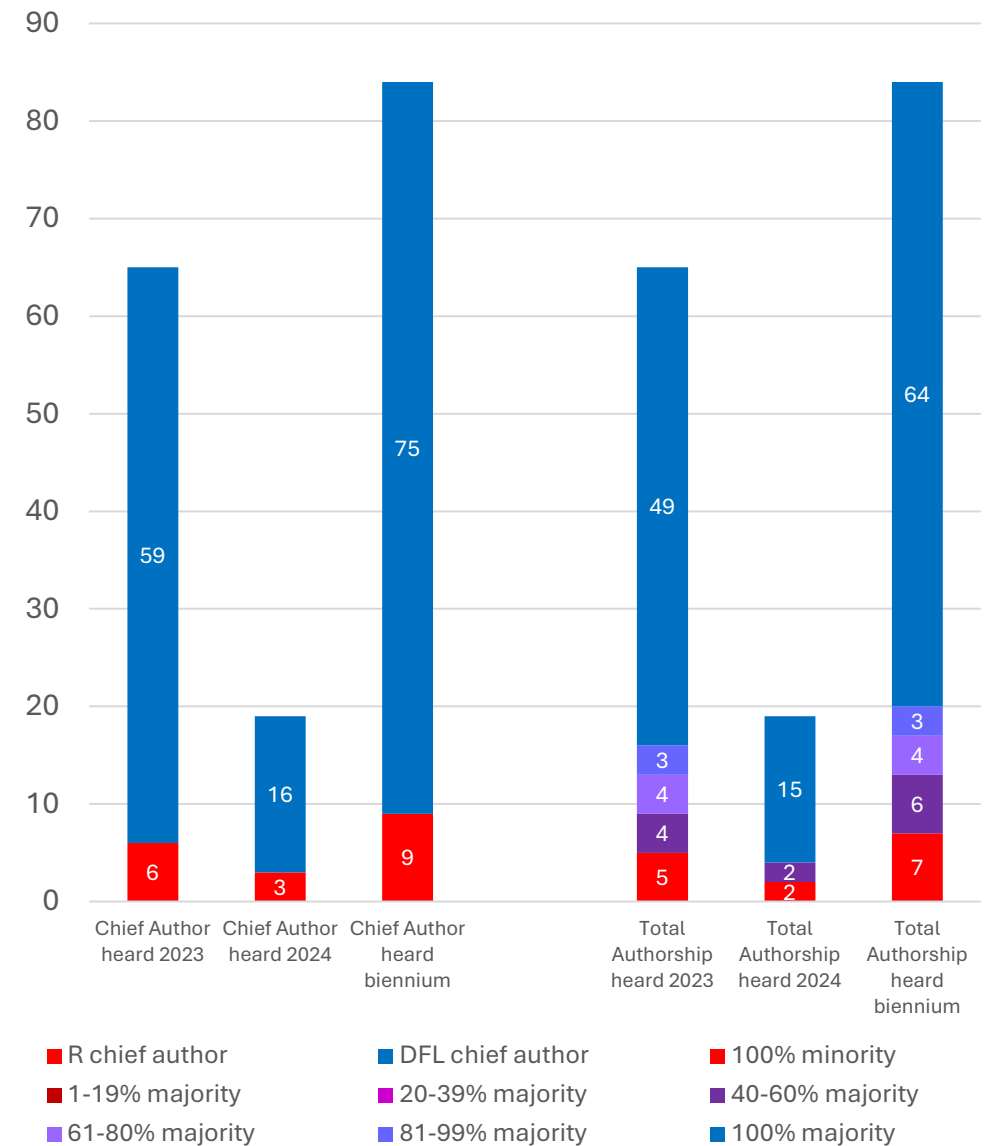
- 64 bills (49 in 2023; 15 in 2024) had 100% majority authorship,
- 7 bills (5 in 2023; 2 in 2024) had 100% minority authorship, and
- 13 bills (11 in 2023; 2 in 2024) had at least one author of each party.

Committee Members - 13 total: 8 DFL, 5 R

Rep. Jay Xiong (DFL) Committee Chair
 Rep. Jeff Brand (DFL) Committee Vice Chair
 Rep. Dave Baker (R) Republican Lead

Rep. Jamie Becker-Finn (DFL)
 Rep. Cedrick Frazier (DFL)
 Rep. Bobbie Harder (R)
 Rep. Hodan Hassan (DFL)
 Rep. Amanda Hemmingsen-Jaeger (DFL)

Rep. Nathan Nelson (R)
 Rep. Liz Reyer (DFL)
 Rep. Samantha Sencer-Mura (DFL)
 Rep. Mark Wiens (R)
 Rep. Natalie Zeleznikar (R)



Appendix B: Individual Legislator Records





Senate

Senator Jim Abeler (R)

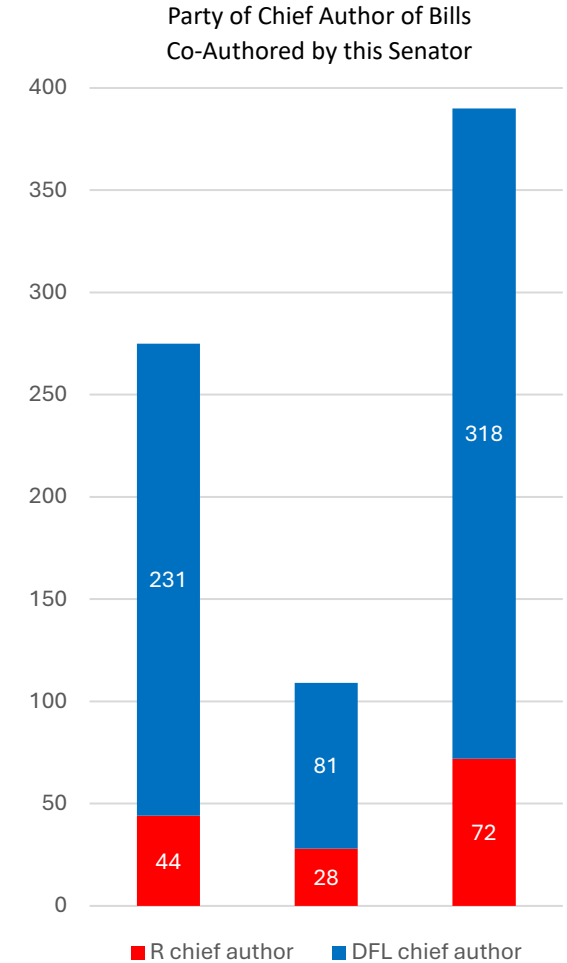
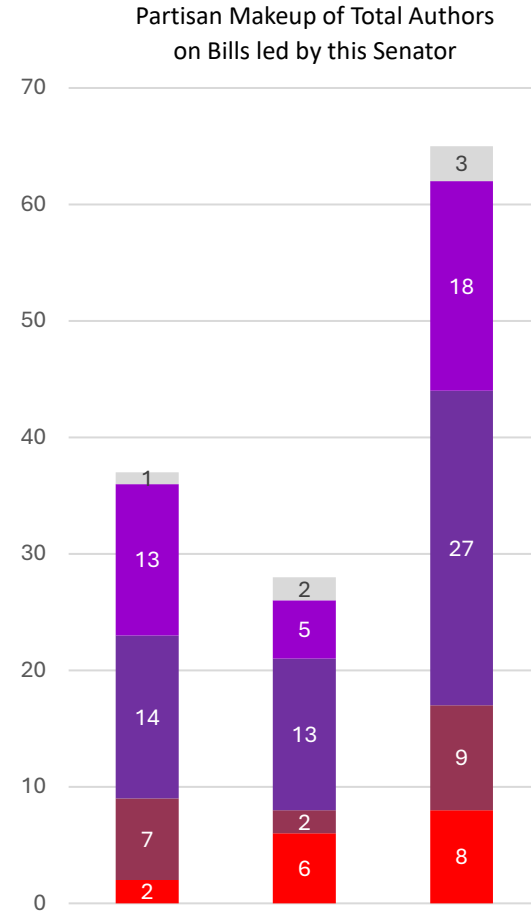
District 35
4th Term

65 bills were introduced by Senator Abeler:

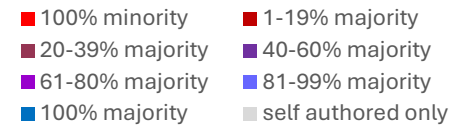
- 3 (1 in 2023; 2 in 2024) (5%) bills were sole-authored
- 8 (2 in 2023; 6 in 2024) (12%) bills had co-authors only from his own party
- 54* (40 in 2023; 20 in 2024) (83%) bills had at least one member of another party

Senator Abeler co-signed 390 bills:

- 72 (44 in 2023; 28 in 2024) (18%) of those bills had a chief author from his own party
- 318 (231 in 2023; 81 in 2024) (82%) had a chief author from another party



*Totals are not always the sum of individual years, due to changes made to bill authorship throughout the biennium



Senator Bruce Anderson (R)

District 29
4th Term

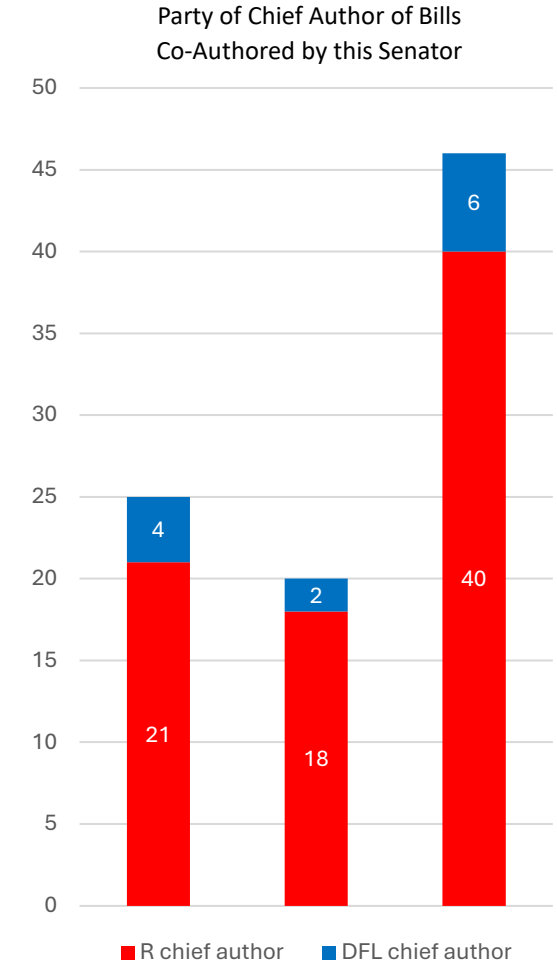
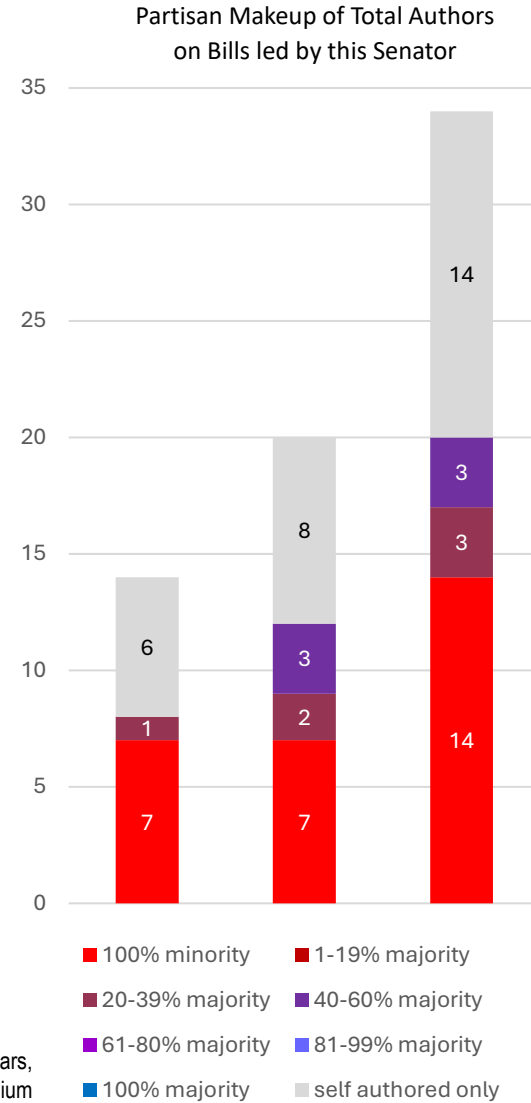
34 bills were introduced by Senator Anderson:

- 14 (6 in 2023; 8 in 2024) (41%) bills were sole-authored
- 14 (7 in 2023; 7 in 2024) (41%) bills had co-authors only from his own party
- 6 (1 in 2023; 5 in 2024) (18%) bills had at least one member of another party

Senator Anderson co-signed 46 bills:

- 40* (21 in 2023; 18 in 2024) (87%) of those bills had a chief author from his own party
- 6 (4 in 2023; 2 in 2024) (13%) had a chief author from another party

*Totals are not always the sum of individual years, due to changes made to bill authorship throughout the biennium



Senator Calvin Bahr (R)

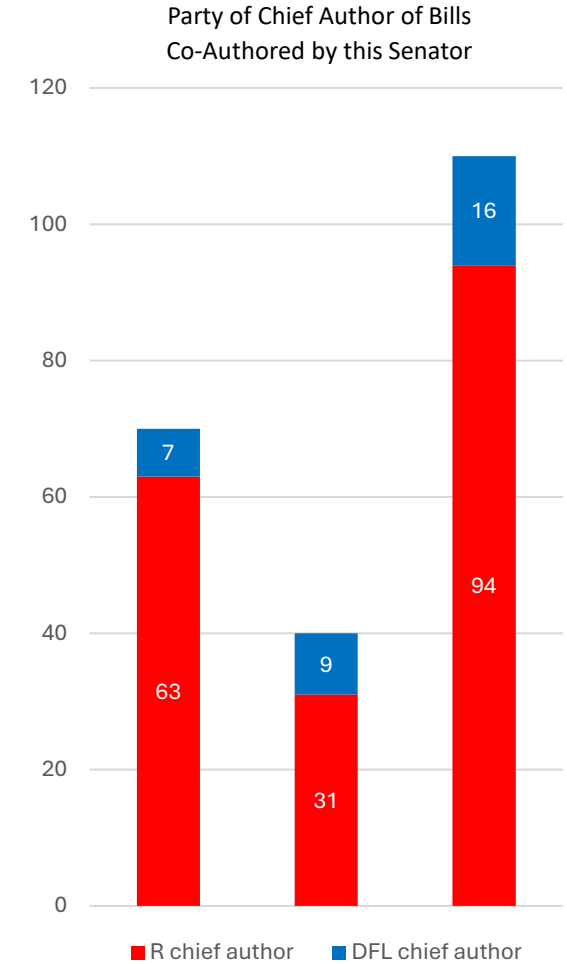
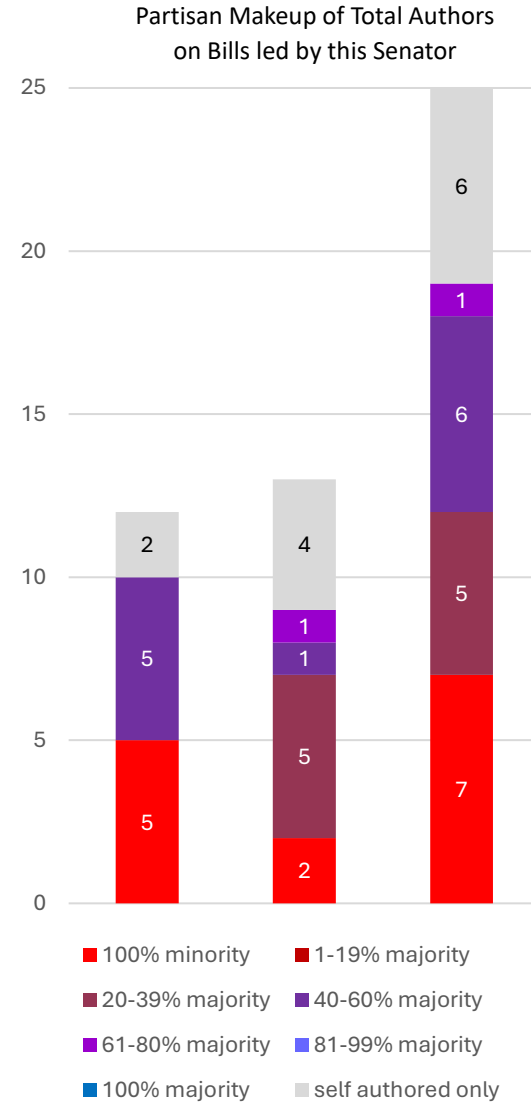
District 31
1st Term

25 bills were introduced by Senator Bahr:

- 6 (2 in 2023; 4 in 2024) (24%) bills were sole-authored
- 7 (5 in 2023; 2 in 2024) (28%) bills had co-authors only from his own party
- 12 (5 in 2023; 7 in 2024) (48%) bills had at least one member of another party

Senator Bahr co-signed 110 bills:

- 94 (63 in 2023; 31 in 2024) (85%) of those bills had a chief author from his own party
- 16 (7 in 2023; 9 in 2024) (15%) had a chief author from another party



Senator Liz Boldon (DFL)

District 25
1st Term

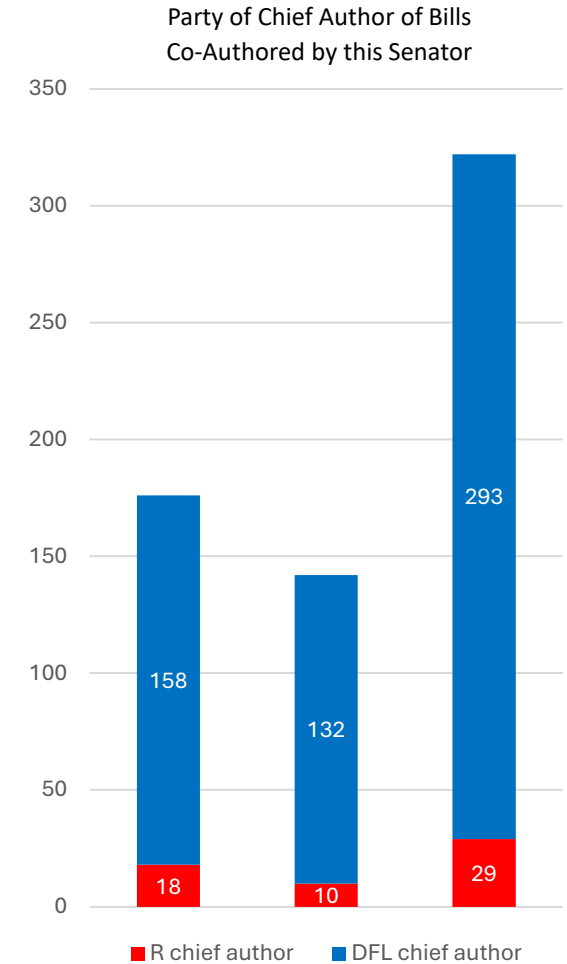
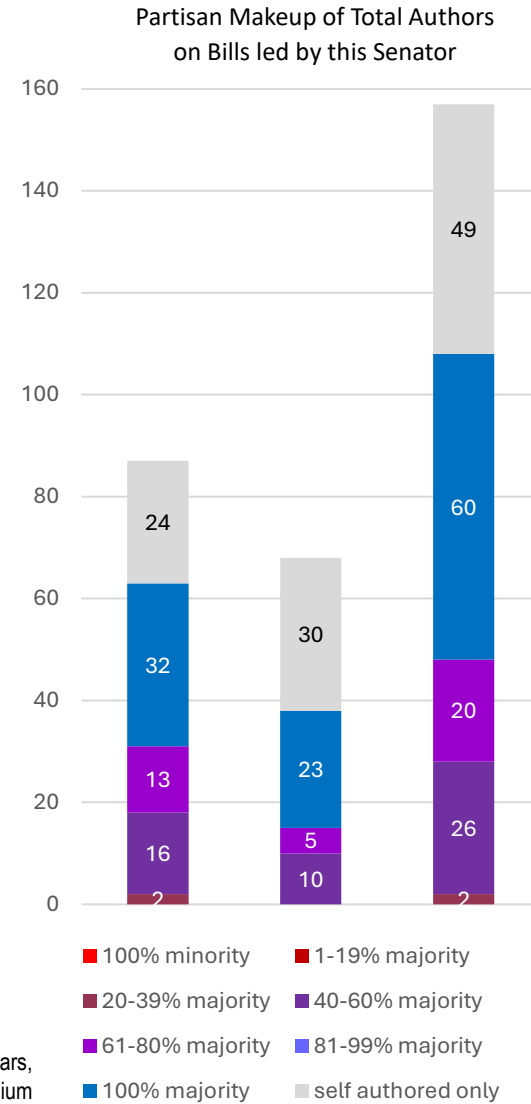
157 bills were introduced by Senator Boldon:

- 49* (24 in 2023; 30 in 2024) (31%) bills were sole-authored
- 60* (32 in 2023; 23 in 2024) (38%) bills had co-authors only from her own party
- 48* (31 in 2023; 15 in 2024) (30%) bills had at least one member of another party

Senator Boldon co-signed 322 bills:

- 293* (158 in 2023; 132 in 2024) (91%) of those bills had a chief author from her own party
- 29* (18 in 2023; 10 in 2024) (9%) had a chief author from another party

*Totals are not always the sum of individual years, due to changes made to bill authorship throughout the biennium



Senator Jim Carlson (DFL)

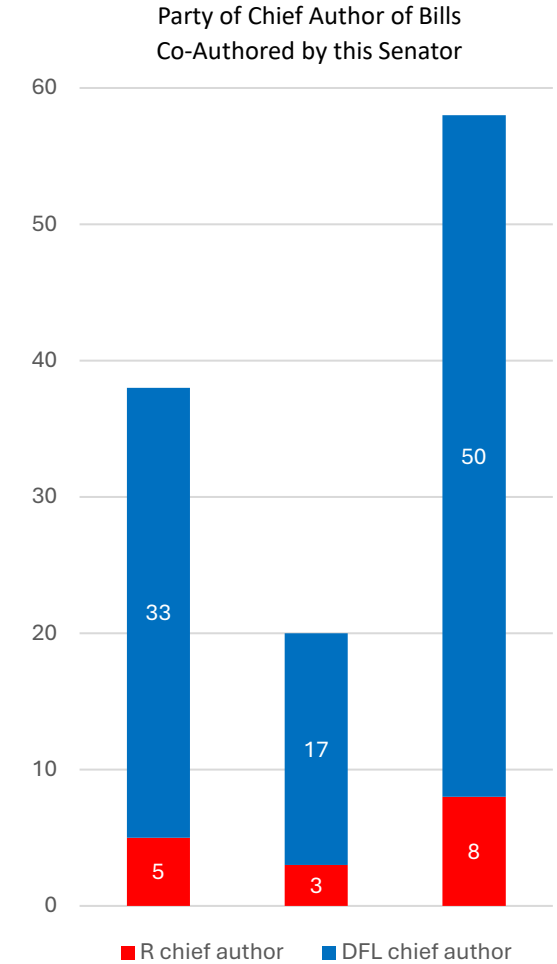
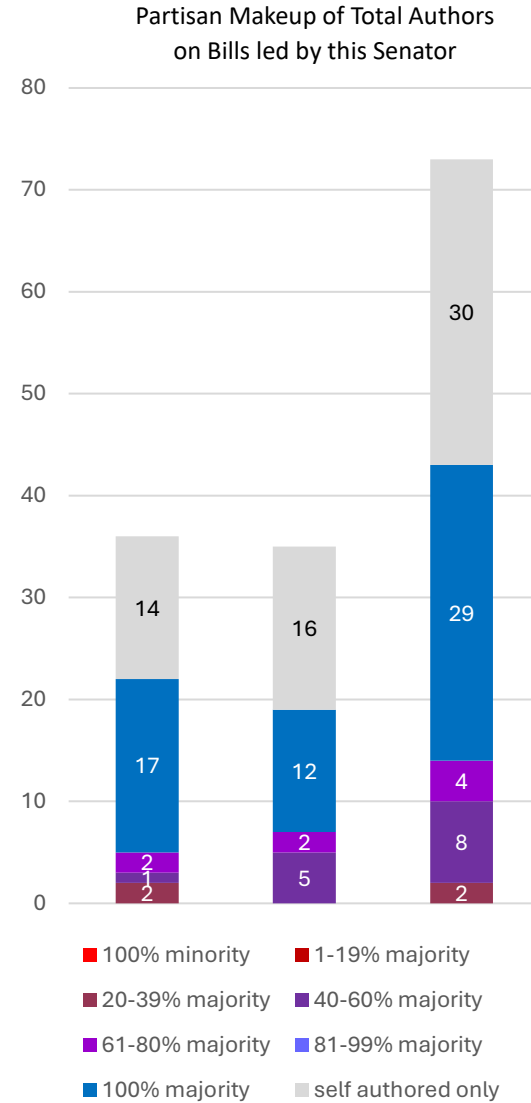
District 52
5th Term

73 bills were introduced by Senator Carlson:

- 30 (14 in 2023; 16 in 2024) (41%) bills were sole-authored
- 29 (17 in 2023; 12 in 2024) (40%) bills had co-authors only from his own party
- 14 (7 in 2023; 7 in 2024) (19%) bills had at least one member of another party

Senator Carlson co-signed 58 bills:

- 50 (33 in 2023; 17 in 2024) (86%) of those bills had a chief author from his own party
- 8 (5 in 2023; 3 in 2024) (14%) had a chief author from another party



Senator Bobby Joe Champion (DFL)

District 59
4th Term

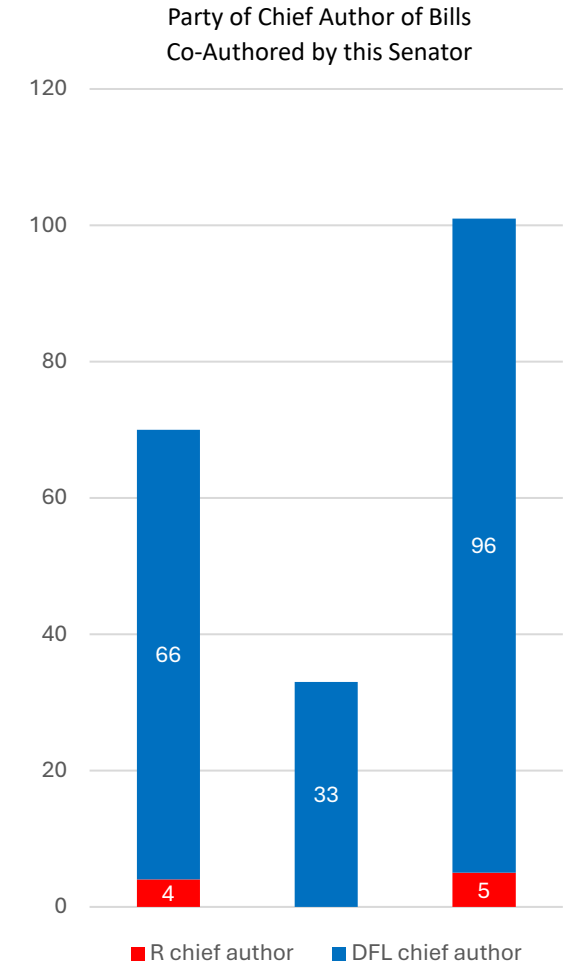
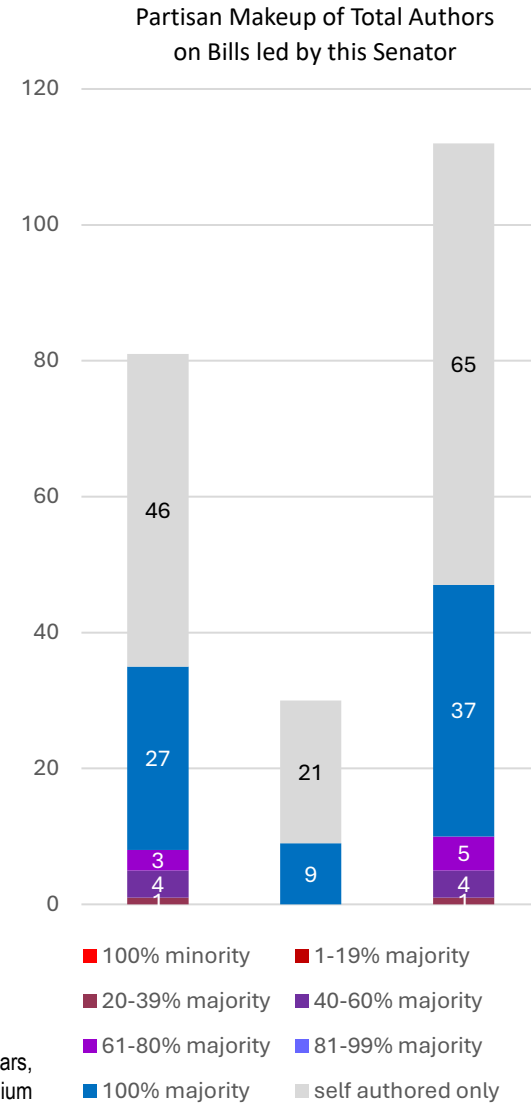
112 bills were introduced by Senator Champion:

- 65* (46 in 2023; 21 in 2024) (58%) bills were sole-authored
- 37* (27 in 2023; 9 in 2024) (33%) bills had co-authors only from his own party
- 10* (8 in 2023; 0 in 2024) (9%) bills had at least one member of another party

Senator Champion co-signed 101 bills:

- 96* (62 in 2023; 33 in 2024) (95%) of those bills had a chief author from his own party
- 5* (4 in 2023; 0 in 2024) (5%) had a chief author from another party

*Totals are not always the sum of individual years, due to changes made to bill authorship throughout the biennium



Senator Julia Coleman (R)

District 48
2nd Term

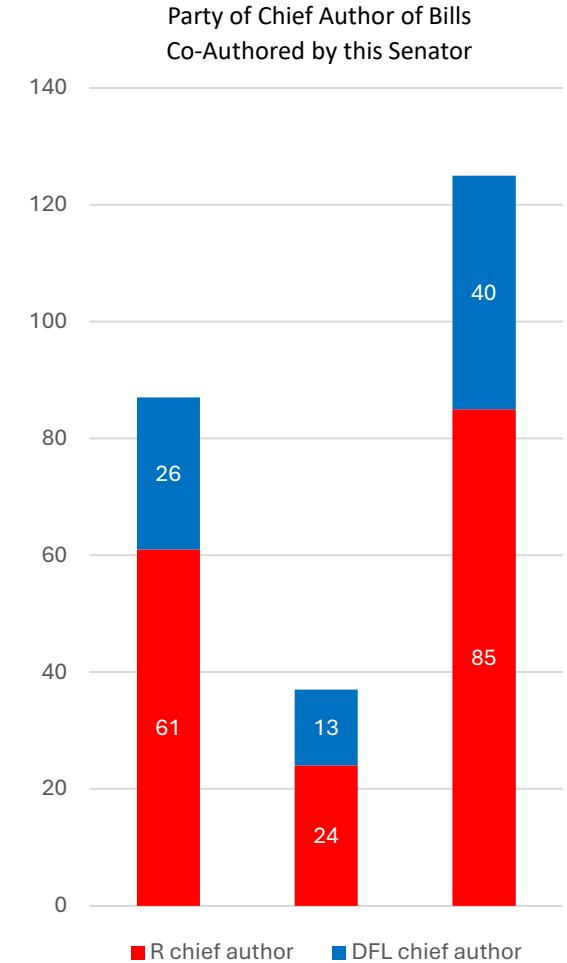
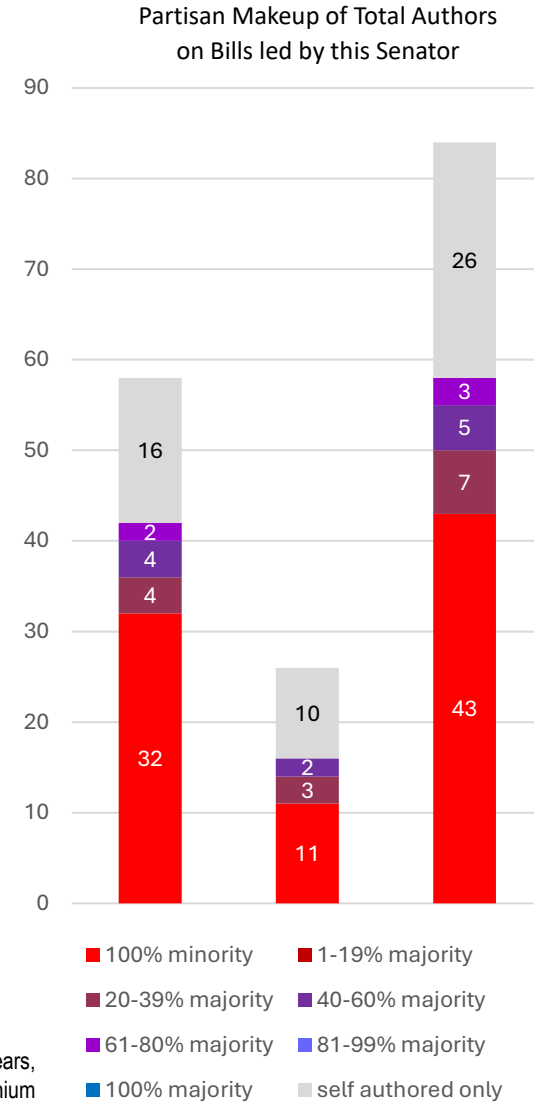
84 bills were introduced by Senator Coleman:

- 26 (16 in 2023; 10 in 2024) (31%) bills were sole-authored
- 43 (32 in 2023; 11 in 2024) (51%) bills had co-authors only from her own party
- 15 (10 in 2023; 5 in 2024) (18%) bills had at least one member of another party

Senator Coleman co-signed 125 bills:

- 85 (61 in 2023; 24 in 2024) (68%) of those bills had a chief author from her own party
- 40* (26 in 2023; 13 in 2024) (32%) had a chief author from another party

*Totals are not always the sum of individual years, due to changes made to bill authorship throughout the biennium



Senator Steve Cwodzinski (DFL)

District 49
3rd Term

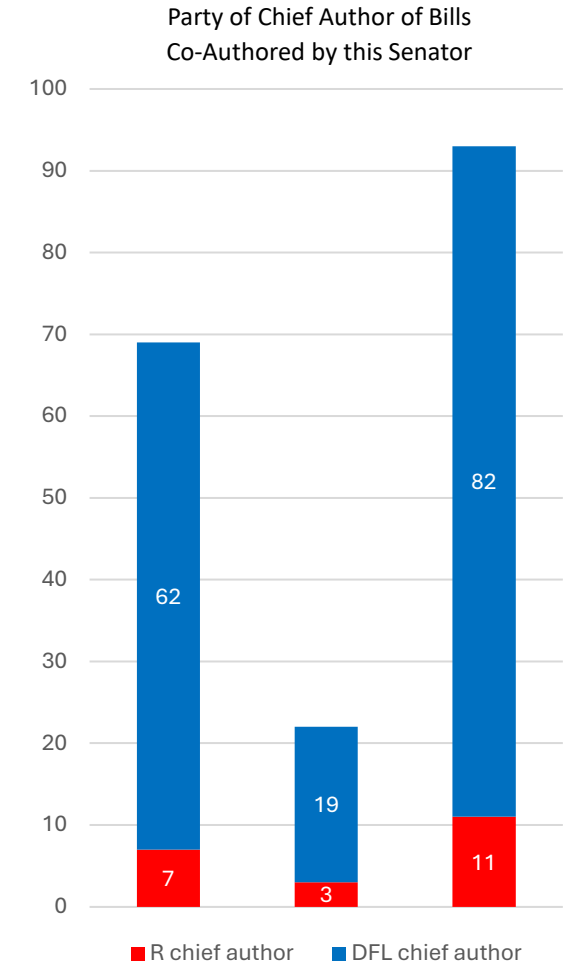
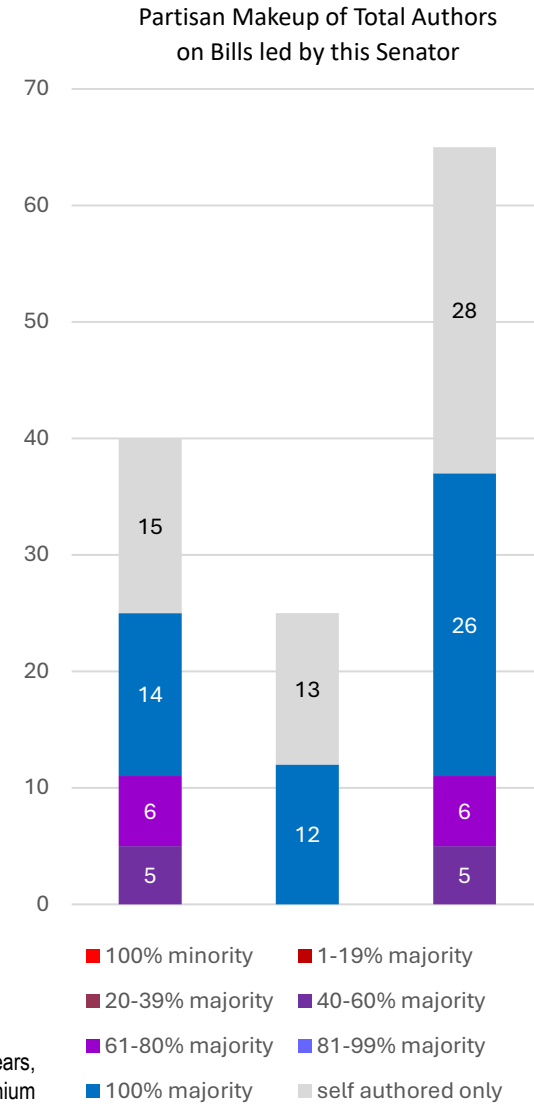
65 bills were introduced by Senator Cwodzinski:

- 28 (15 in 2023; 13 in 2024) (43%) bills were sole-authored
- 26 (14 in 2023; 12 in 2024) (40%) bills had co-authors only from his own party
- 11 (11 in 2023; 0 in 2024) (17%) bills had at least one member of another party

Senator Cwodzinski co-signed 93 bills:

- 82* (62 in 2023; 19 in 2024) (88%) of those bills had a chief author from his own party
- 11* (7 in 2023; 3 in 2024) (12%) had a chief author from another party

*Totals are not always the sum of individual years, due to changes made to bill authorship throughout the biennium



Senator Gary Dahms (R)

District 15
5th Term

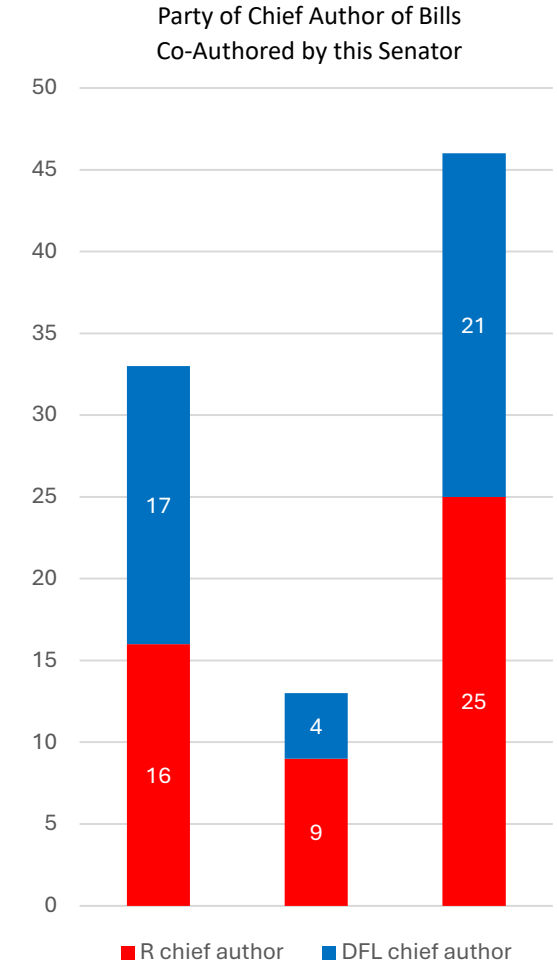
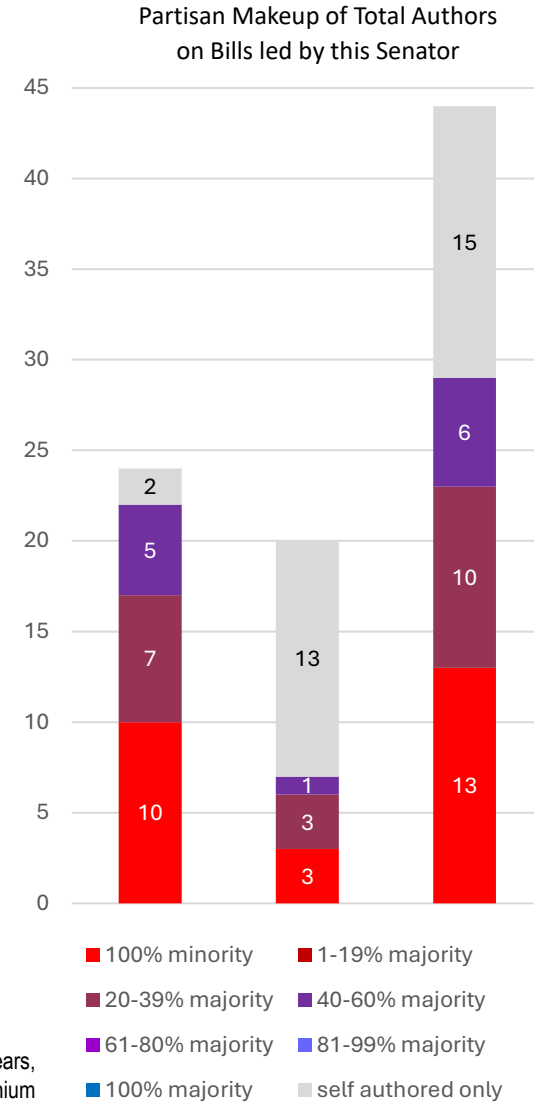
44 bills were introduced by Senator Dahms:

- 15 (2 in 2023; 13 in 2024) (34%) bills were sole-authored
- 13 (10 in 2023; 3 in 2024) (29%) bills had co-authors only from his own party
- 16 (12 in 2023; 4 in 2024) (36%) bills had at least one member of another party

Senator Dahms co-signed 50 bills:

- 25 (16 in 2023; 9 in 2024) (50%) of those bills had a chief author from his own party
- 25* (17 in 2023; 4 in 2024) (50%) had a chief author from another party

*Totals are not always the sum of individual years, due to changes made to bill authorship throughout the biennium



Senator Scott Dibble (DFL)

District 61
7th Term

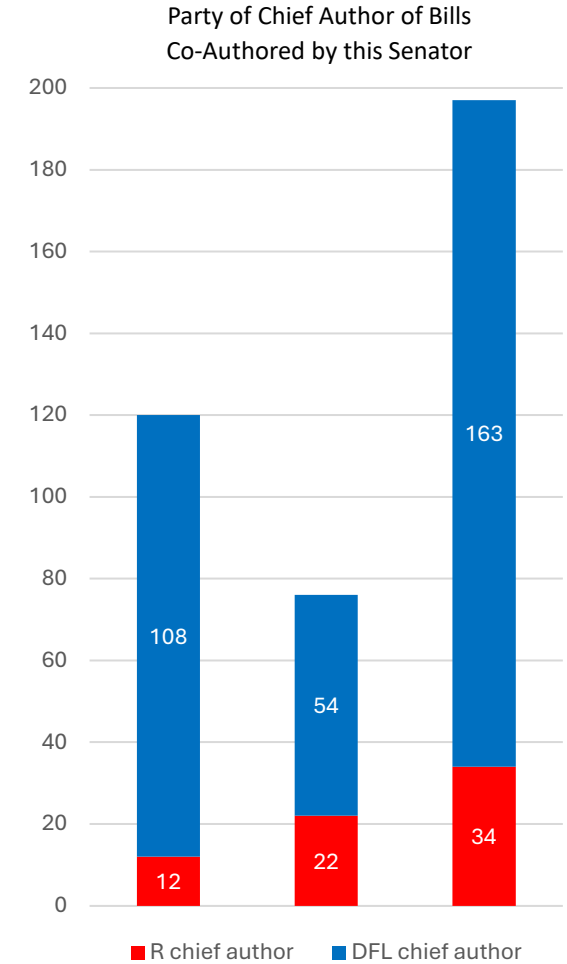
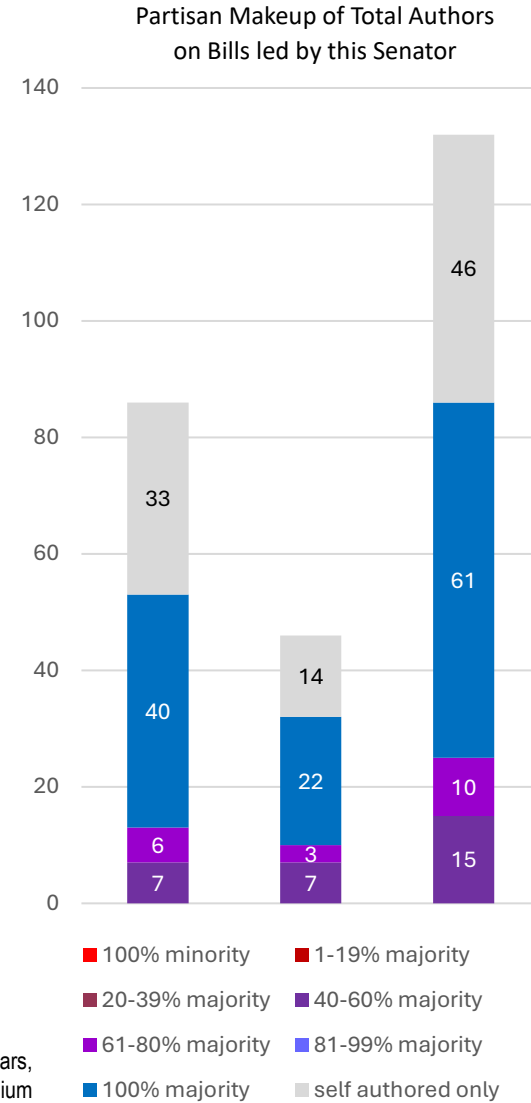
132 bills were introduced by Senator Dibble:

- 46* (33 in 2023; 14 in 2024) (35%) bills were sole-authored
- 61* (40 in 2023; 22 in 2024) (46%) bills had co-authors only from his own party
- 25* (13 in 2023; 10 in 2024) (19%) bills had at least one member of another party

Senator Dibble co-signed 197 bills:

- 163* (108 in 2023; 54 in 2024) (83%) of those bills had a chief author from his own party
- 34 (12 in 2023; 22 in 2024) (17%) had a chief author from another party

*Totals are not always the sum of individual years, due to changes made to bill authorship throughout the biennium



Senator Gene Dornink (R)

District 23
2nd Term

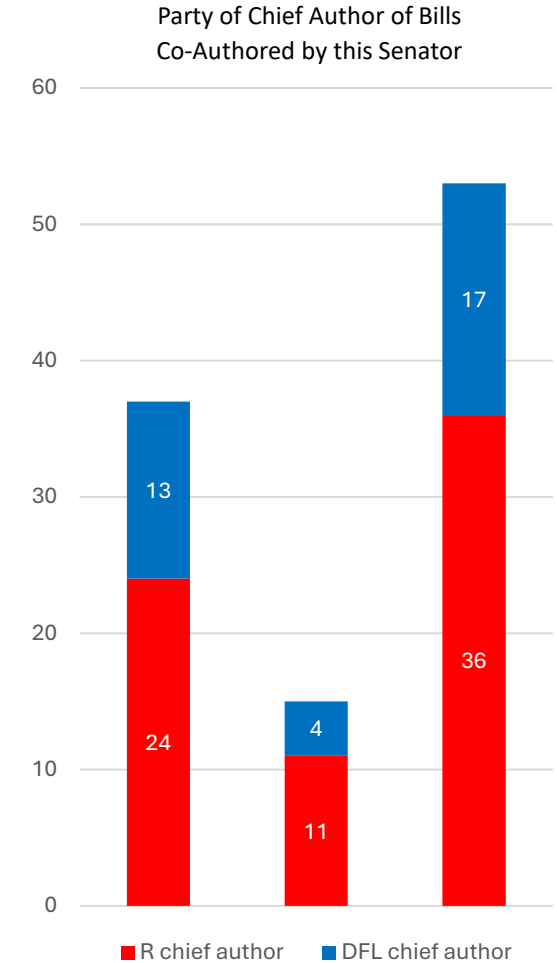
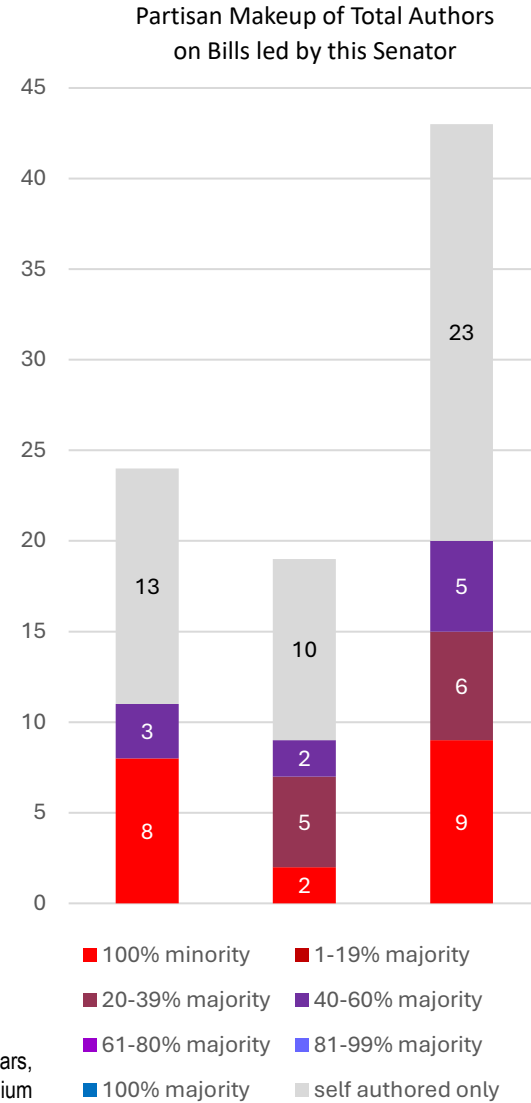
43 bills were introduced by Senator Dornink:

- 23 (13 in 2023; 10 in 2024) (53%) bills were sole-authored
- 9* (8 in 2023; 2 in 2024) (21%) bills had co-authors only from his own party
- 11* (3 in 2023; 7 in 2024) (26%) bills had at least one member of another party

Senator Dornick co-signed 53 bills:

- 36* (24 in 2023; 11 in 2024) (68%) of those bills had a chief author from his own party
- 17 (13 in 2023; 4 in 2024) (32%) had a chief author from another party

*Totals are not always the sum of individual years, due to changes made to bill authorship throughout the biennium



Senator Rich Draheim (R)

District 22
3rd Term

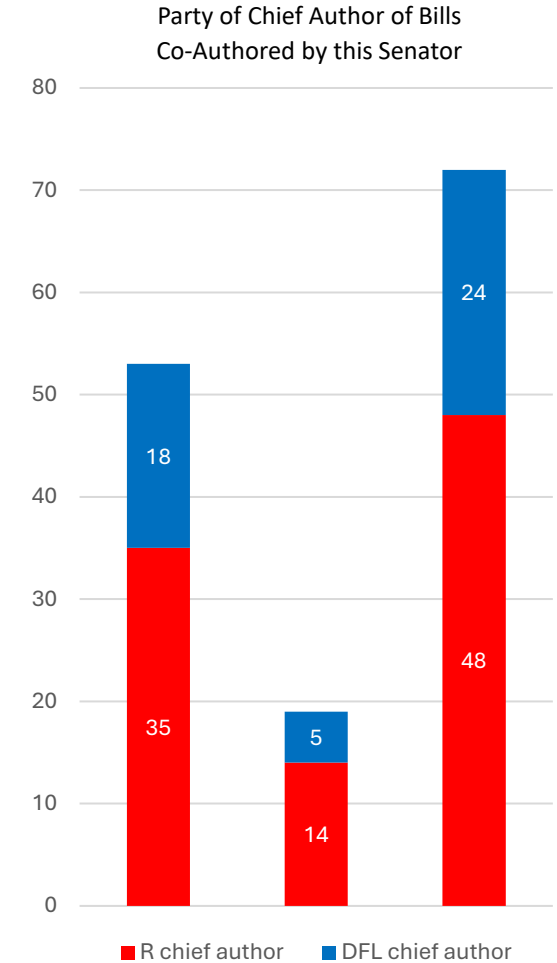
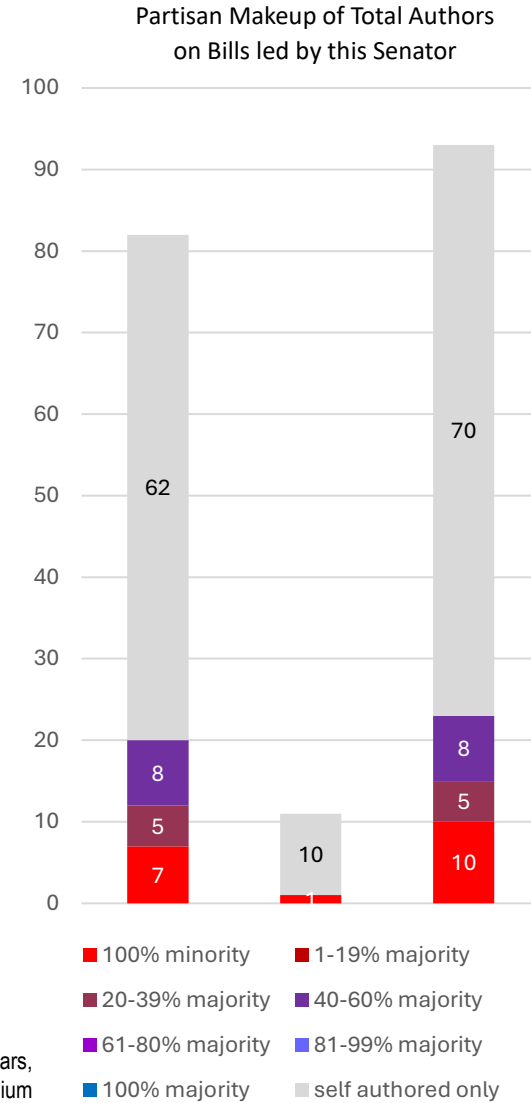
93 bills were introduced by Senator Draheim:

- 70* (62 in 2023; 10 in 2024) (75%) bills were sole-authored
- 10* (7 in 2023; 1 in 2024) (11%) bills had co-authors only from his own party
- 13 (13 in 2023; 0 in 2024) (14%) bills had at least one member of another party

Senator Draheim co-signed 72 bills:

- 48* (35 in 2023; 14 in 2024) (67%) of those bills had a chief author from his own party
- 24* (18 in 2023; 5 in 2024) (33%) had a chief author from another party

*Totals are not always the sum of individual years, due to changes made to bill authorship throughout the biennium



Senator Steve Drazkowski (R)

District 20
1st Term

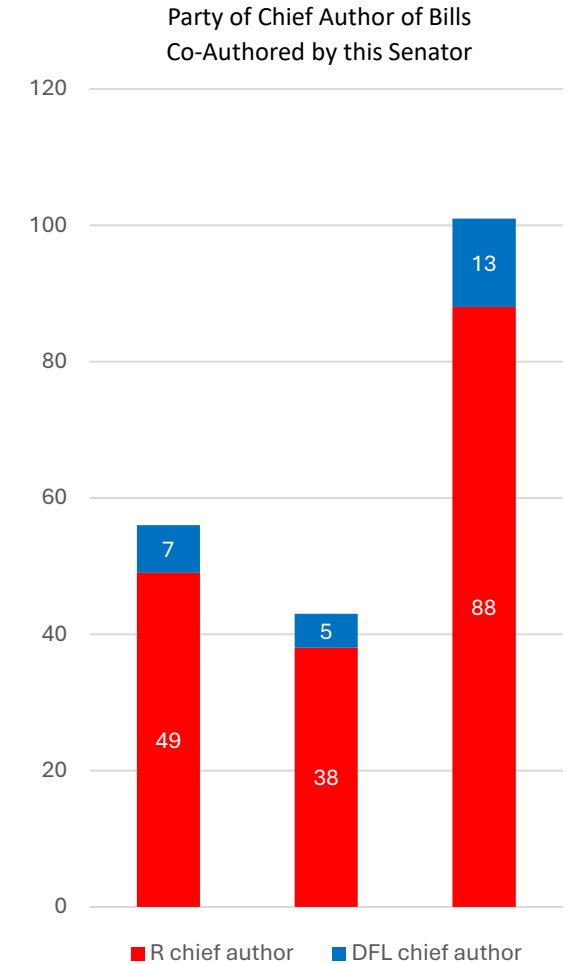
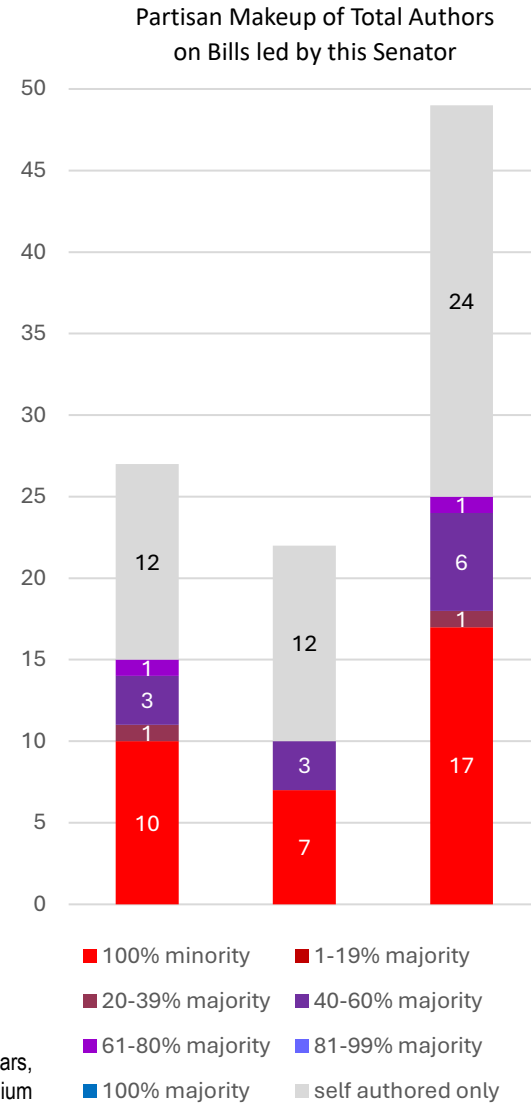
49 bills were introduced by Senator Drazkowski:

- 24 (12 in 2023; 12 in 2024) (49%) bills were sole-authored
- 17 (10 in 2023; 7 in 2024) (35%) bills had co-authors only from his own party
- 8 (5 in 2023; 3 in 2024) (16%) bills had at least one member of another party

Senator Drazkowski co-signed 101 bills:

- 88* (49 in 2023; 38 in 2024) (87%) of those bills had a chief author from his own party
- 13* (7 in 2023; 5 in 2024) (13%) had a chief author from another party

*Totals are not always the sum of individual years, due to changes made to bill authorship throughout the biennium



Senator Zach Duckworth (R)

District 57
2nd Term

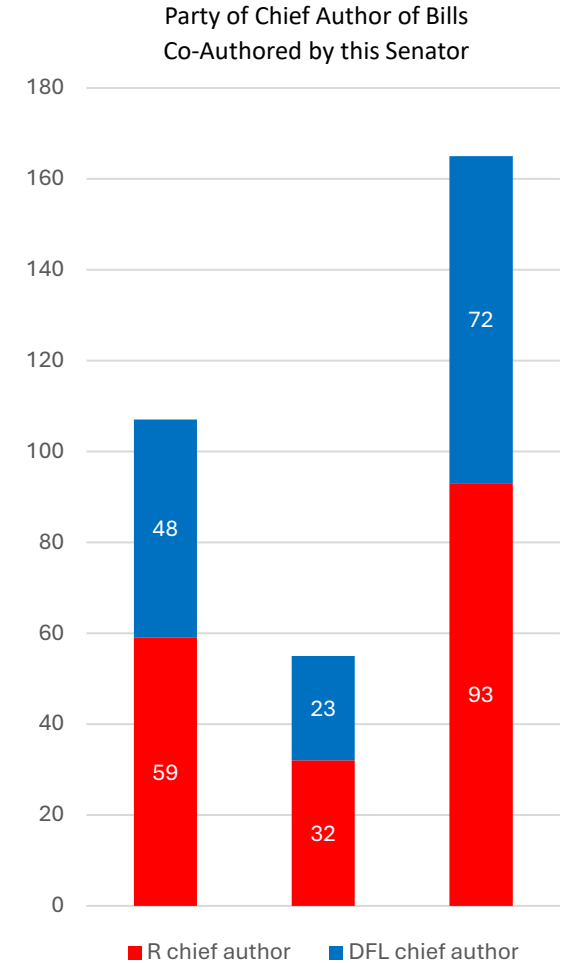
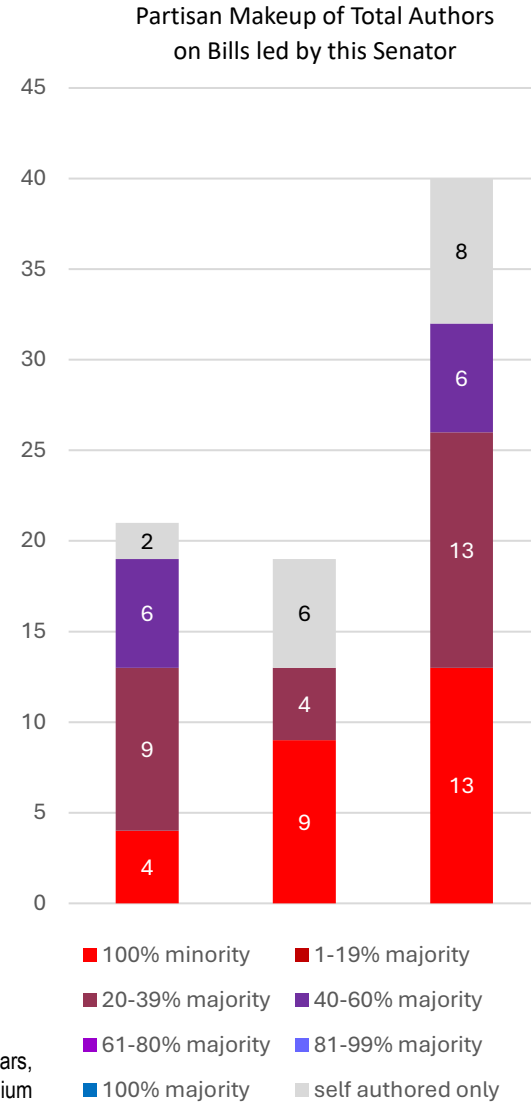
40 bills were introduced by Senator Duckworth:

- 8 (2 in 2023; 6 in 2024) (20%) bills were sole-authored
- 13 (4 in 2023; 9 in 2024) (33%) bills had co-authors only from his own party
- 19 (15 in 2023; 4 in 2024) (47%) bills had at least one member of another party

Senator Duckworth co-signed 165 bills:

- 93* (59 in 2023; 32 in 2024) (56%) of those bills had a chief author from his own party
- 72* (48 in 2023; 23 in 2024) (44%) had a chief author from another party

*Totals are not always the sum of individual years, due to changes made to bill authorship throughout the biennium



Senator Kari Dziedzic (DFL)

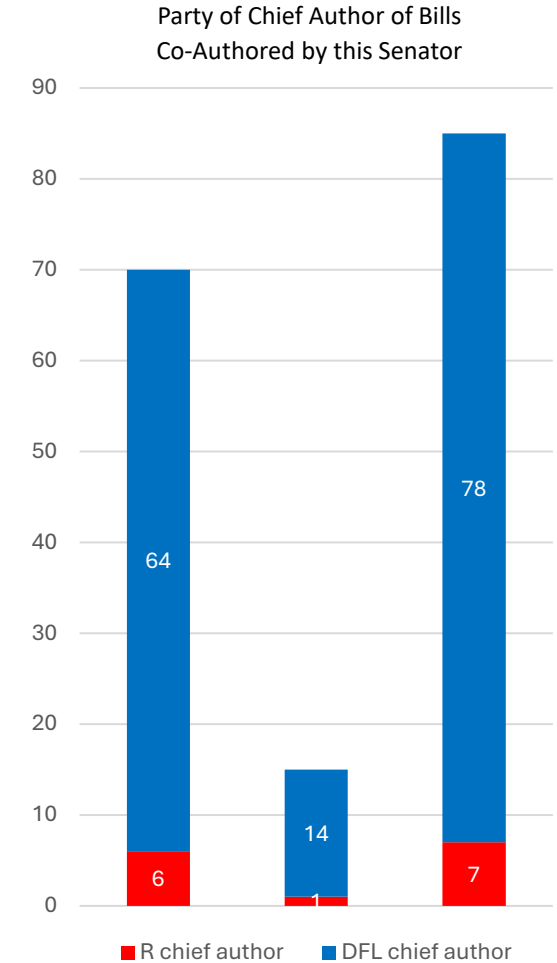
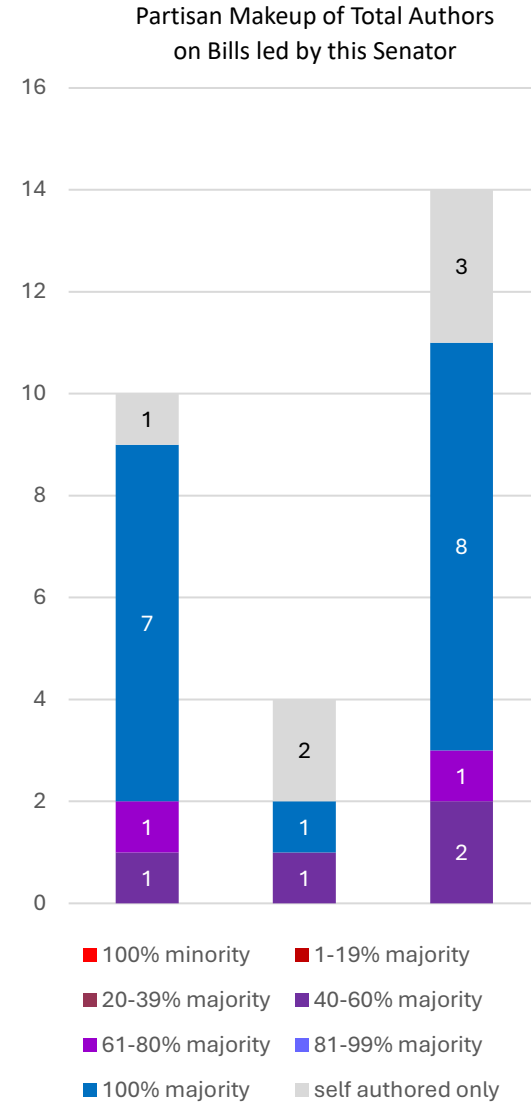
District 60
5th Term

14 bills were introduced by Senator Dziedzic:

- 3 (1 in 2023; 2 in 2024) (21%) bills were sole-authored
- 8 (7 in 2023; 1 in 2024) (57%) bills had co-authors only from her own party
- 3 (2 in 2023; 1 in 2024) (21%) bills had at least one member of another party

Senator Dziedzic co-signed 85 bills:

- 78 (64 in 2023; 14 in 2024) (92%) of those bills had a chief author from her own party
- 7 (6 in 2023; 1 in 2024) (8%) had a chief author from another party



Senator Justin Eichorn (R)

District 06
3rd Term

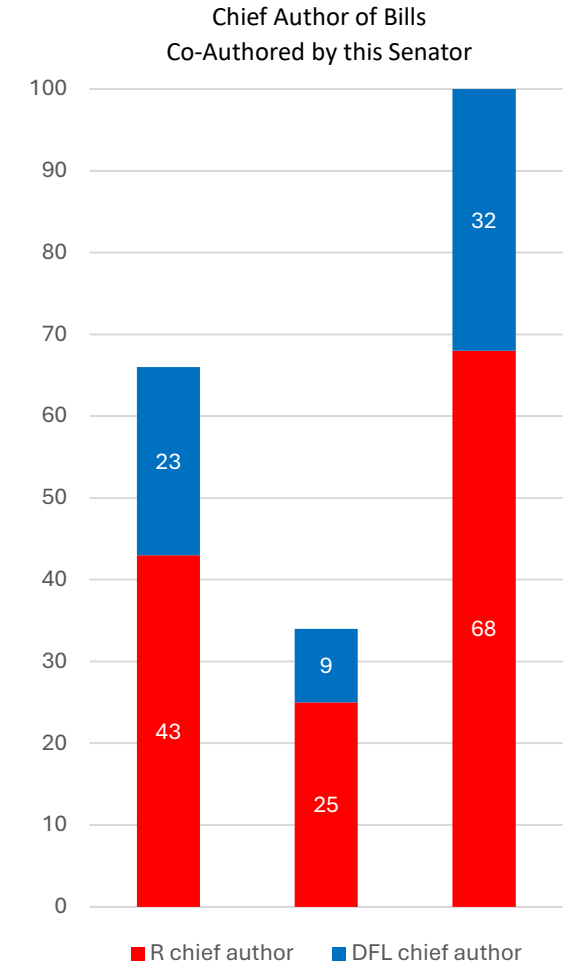
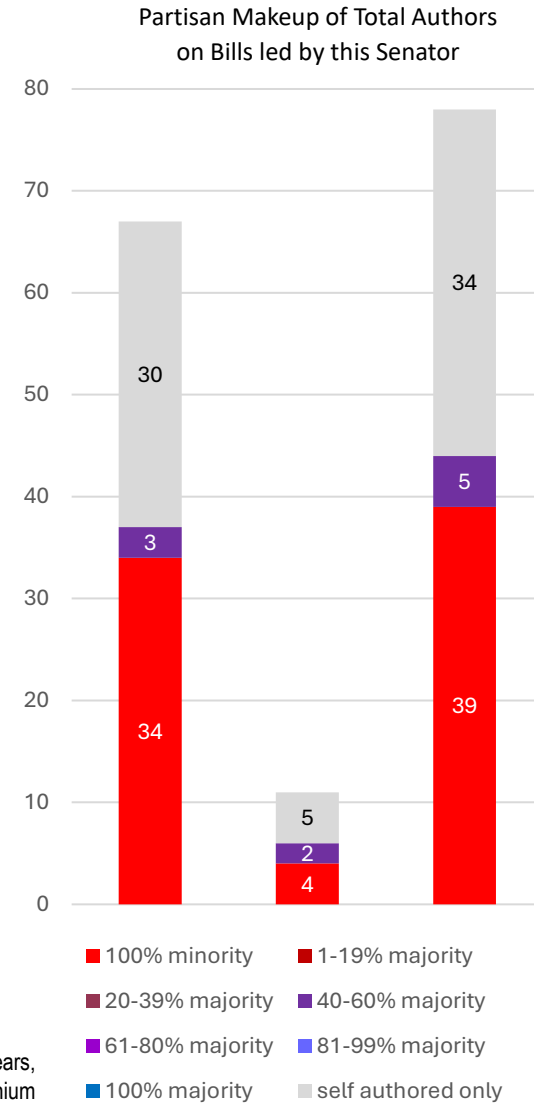
78 bills were introduced by Senator Eichorn:

- 34* (30 in 2023; 5 in 2024) (44%) bills were sole-authored
- 39* (34 in 2023; 4 in 2024) (50%) bills had co-authors only from his own party
- 5 (3 in 2023; 2 in 2024) (6%) bills had at least one member of another party

Senator Eichorn co-signed 100 bills:

- 68 (43 in 2023; 25 in 2024) (68%) of those bills had a chief author from his own party
- 32 (23 in 2023; 9 in 2024) (32%) had a chief author from another party

*Totals are not always the sum of individual years, due to changes made to bill authorship throughout the biennium



Senator Robert Farnsworth (R)

District 07
1st Term

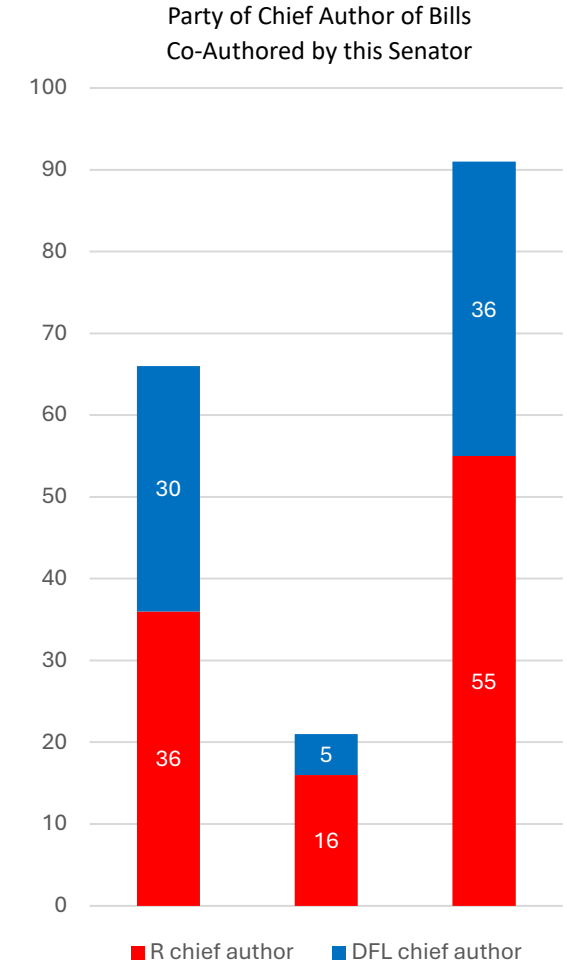
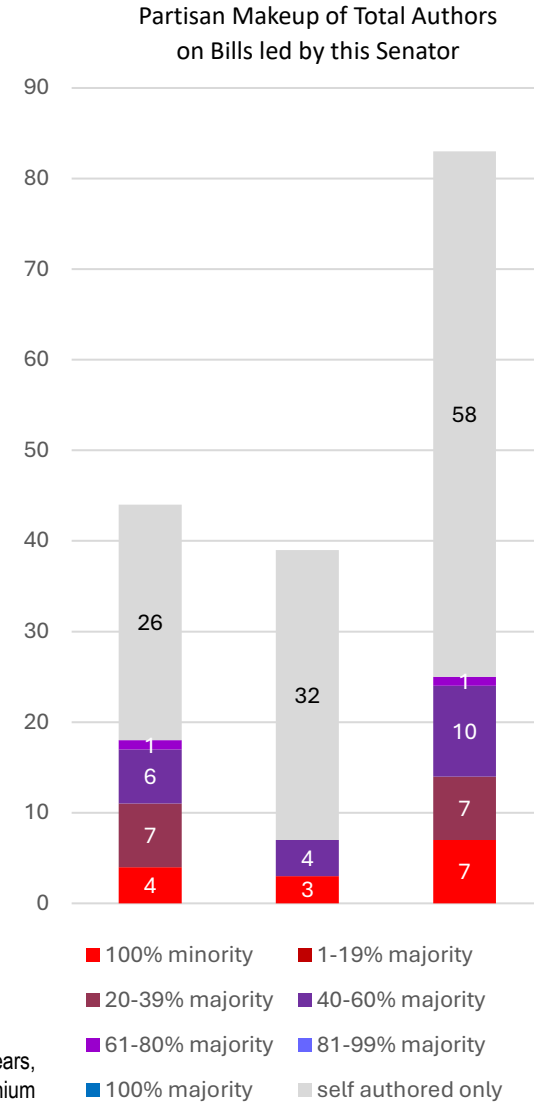
83 bills were introduced by Senator Farnsworth:

- 58 (26 in 2023; 32 in 2024) (70%) bills were sole-authored
- 7 (4 in 2023; 3 in 2024) (8%) bills had co-authors only from his own party
- 18 (14 in 2023; 4 in 2024) (22%) bills had at least one member of another party

Senator Farnsworth co-signed 91 bills:

- 55* (36 in 2023; 16 in 2024) (60%) of those bills had a chief author from his own party
- 36* (30 in 2023; 5 in 2024) (40%) had a chief author from another party

*Totals are not always the sum of individual years, due to changes made to bill authorship throughout the biennium



Senator Omar Fateh (DFL)

District 62
2nd Term

121 bills were introduced by Senator Fateh:

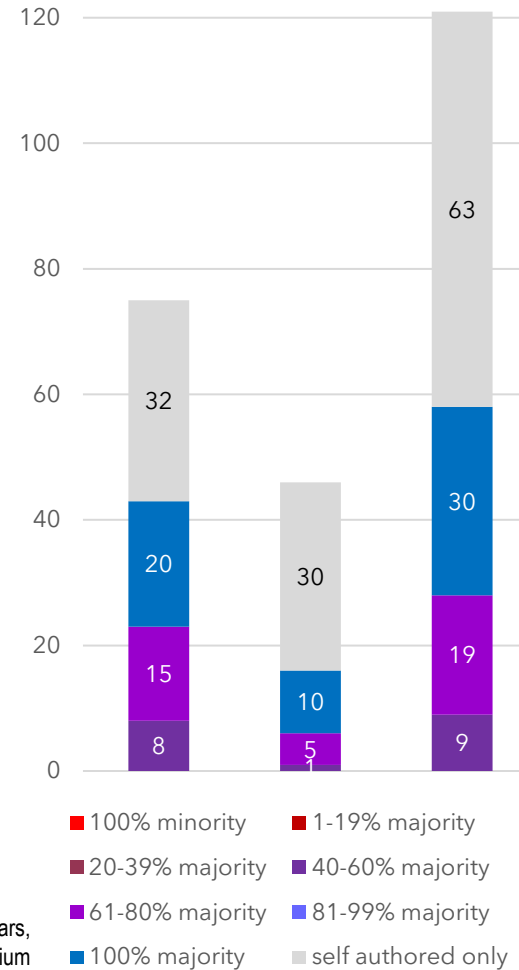
- 63* (32 in 2023; 30 in 2024) (52%) bills were sole-authored
- 30 (20 in 2023; 10 in 2024) (25%) bills had co-authors only from his own party
- 28* (23 in 2023; 6 in 2024) (23%) bills had at least one member of another party

Senator Fateh co-signed 186 bills:

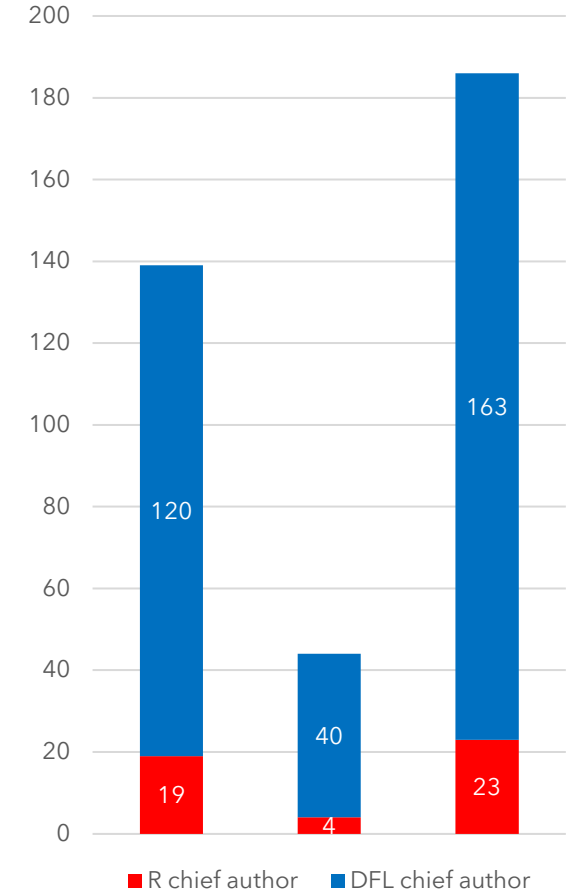
- 163* (120 in 2023; 40 in 2024) (88%) of those bills had a chief author from his own party
- 23 (19 in 2023; 4 in 2024) (12%) had a chief author from another party

*Totals are not always the sum of individual years, due to changes made to bill authorship throughout the biennium

Partisan Makeup of Total Authors on Bills led by this Senator



Party of Chief Author of Bills Co-Authored by this Senator



Senator Nick Frentz (DFL)

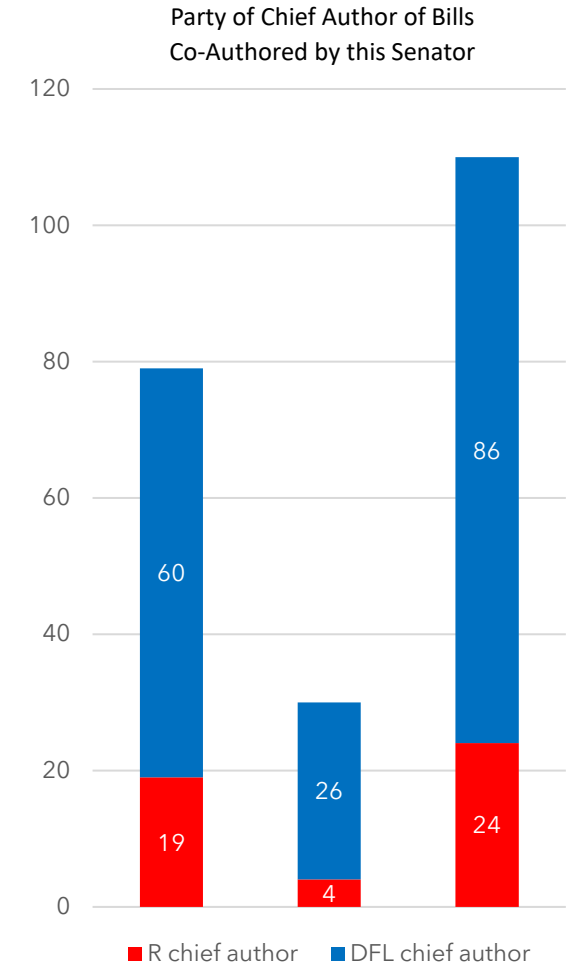
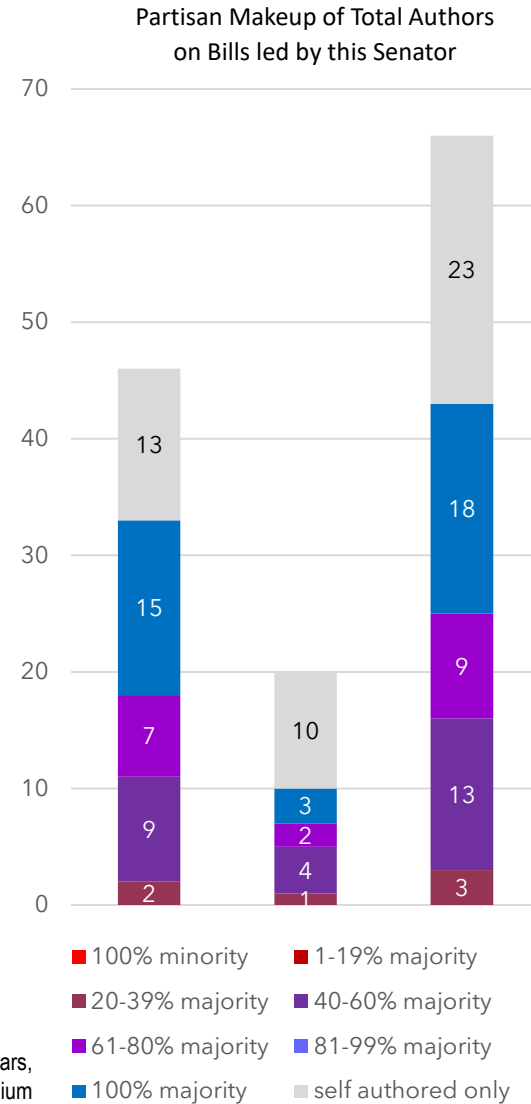
District 18
3rd Term

66 bills were introduced by Senator Frentz:

- 23 (13 in 2023; 10 in 2024) (35%) bills were sole-authored
- 18 (15 in 2023; 3 in 2024) (27%) bills had co-authors only from his own party
- 25 (18 in 2023; 7 in 2024) (38%) bills had at least one member of another party

Senator Frentz co-signed 110 bills:

- 86 (60 in 2023; 26 in 2024) (78%) of those bills had a chief author from his own party
- 24* (19 in 2023; 4 in 2024) (22%) had a chief author from another party



*Totals are not always the sum of individual years, due to changes made to bill authorship throughout the biennium

Senator Steve Green (R)

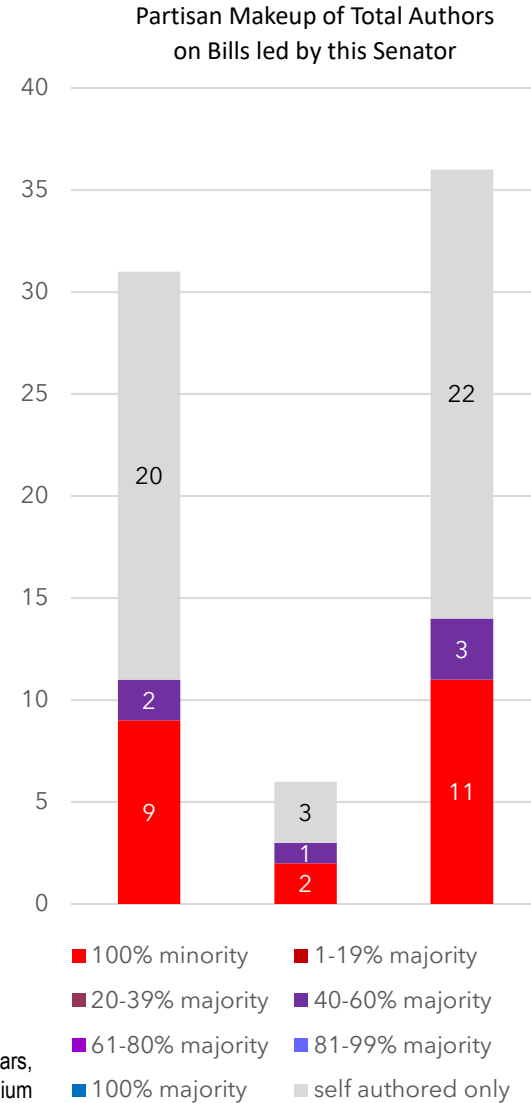
District 02
1st Term

36 bills were introduced by Senator Green:

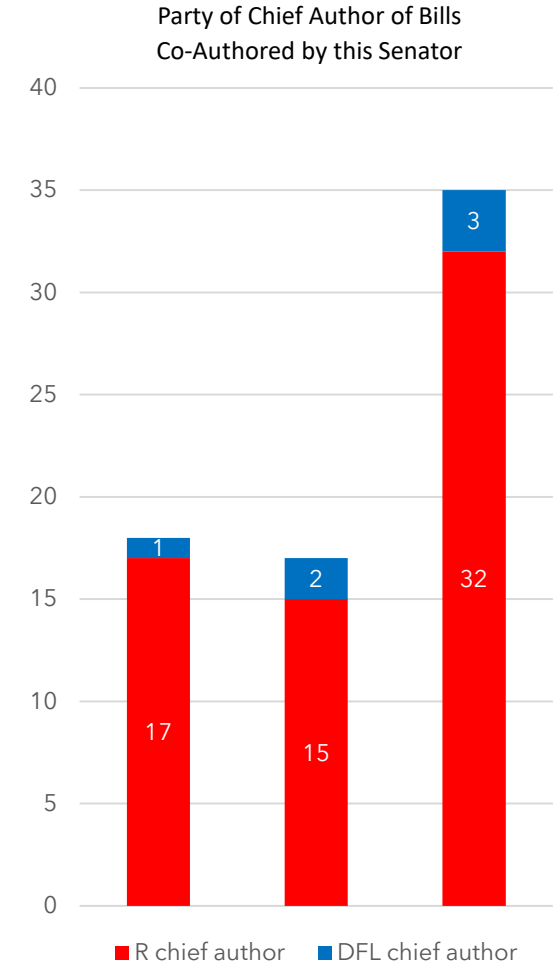
- 22* (20 in 2023; 3 in 2024) (61%) bills were sole-authored
- 11 (9 in 2023; 2 in 2024) (31%) bills had co-authors only from his own party
- 3 (2 in 2023; 1 in 2024) (8%) bills had at least one member of another party

Senator Green co-signed 35 bills:

- 32 (17 in 2023; 15 in 2024) (91%) of those bills had a chief author from his own party
- 3 (1 in 2023; 2 in 2024) (9%) had a chief author from another party



*Totals are not always the sum of individual years, due to changes made to bill authorship throughout the biennium



Senator Glenn Gruenhagen (R)

District 17
1st Term

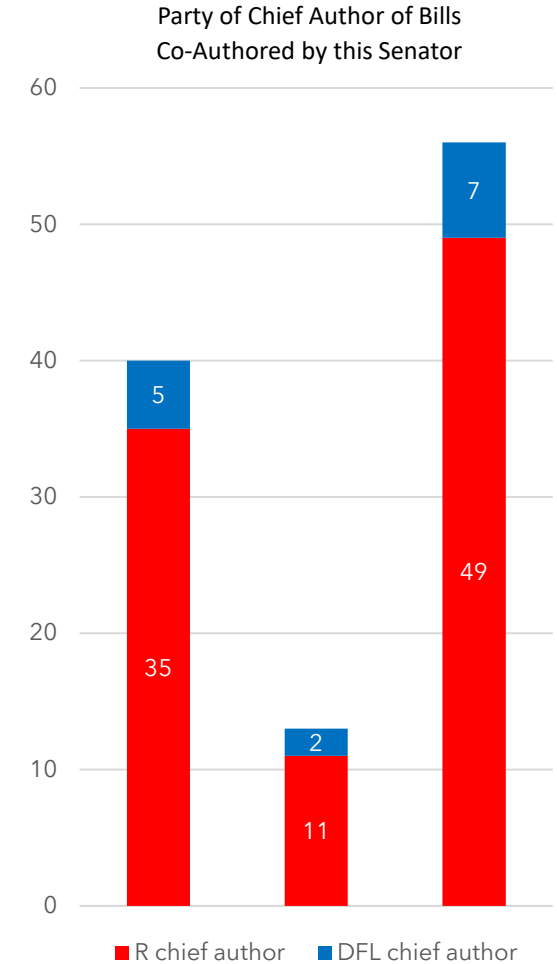
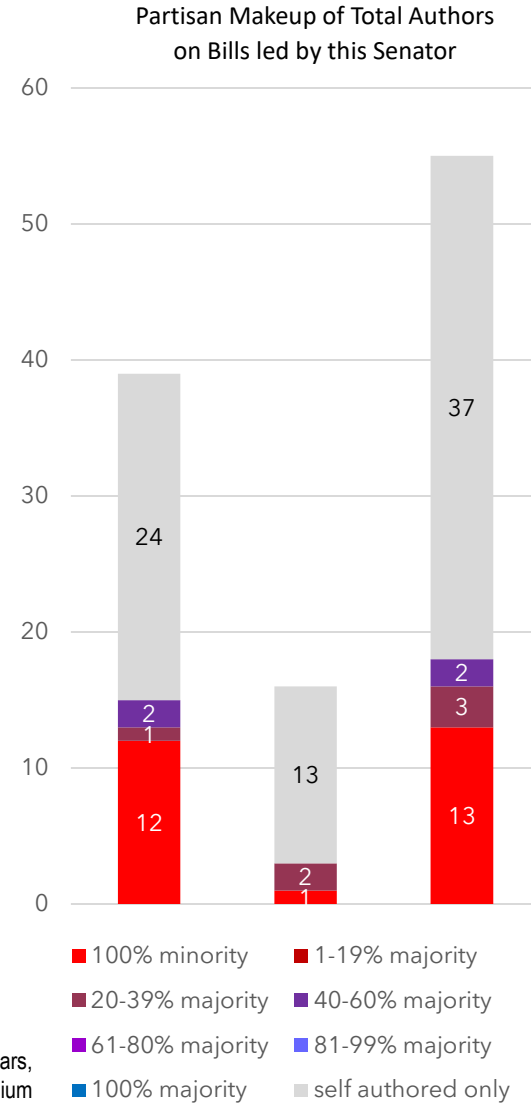
55 bills were introduced by Senator Gruenhagen:

- 37 (24 in 2023; 13 in 2024) (67%) bills were sole-authored
- 13 (12 in 2023; 1 in 2024) (24%) bills had co-authors only from his own party
- 5 (3 in 2023; 2 in 2024) (9%) bills had at least one member of another party

Senator Gruenhagen co-signed 56 bills:

- 49* (35 in 2023; 11 in 2024) (87%) of those bills had a chief author from his own party
- 7 (5 in 2023; 2 in 2024) (13%) had a chief author from another party

*Totals are not always the sum of individual years, due to changes made to bill authorship throughout the biennium



Senator Heather Gustafson (DFL)

District 36
1st Term

124 bills were introduced by Senator Gustafson:

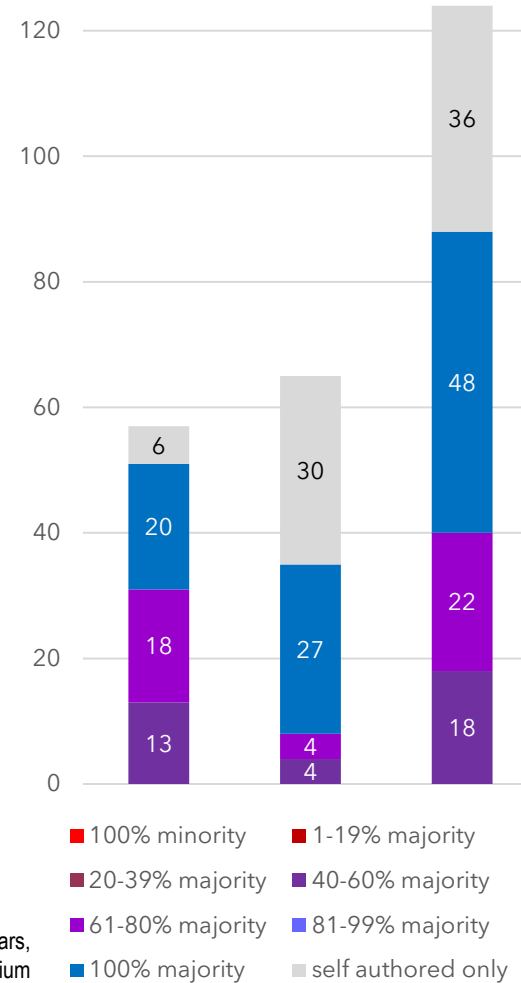
- 36 (6 in 2023; 30 in 2024) (29%) bills were sole-authored
- 48* (20 in 2023; 27 in 2024) (39%) bills had co-authors only from her own party
- 40* (31 in 2023; 8 in 2024) (32%) bills had at least one member of another party

Senator Gustafson co-signed 169 bills:

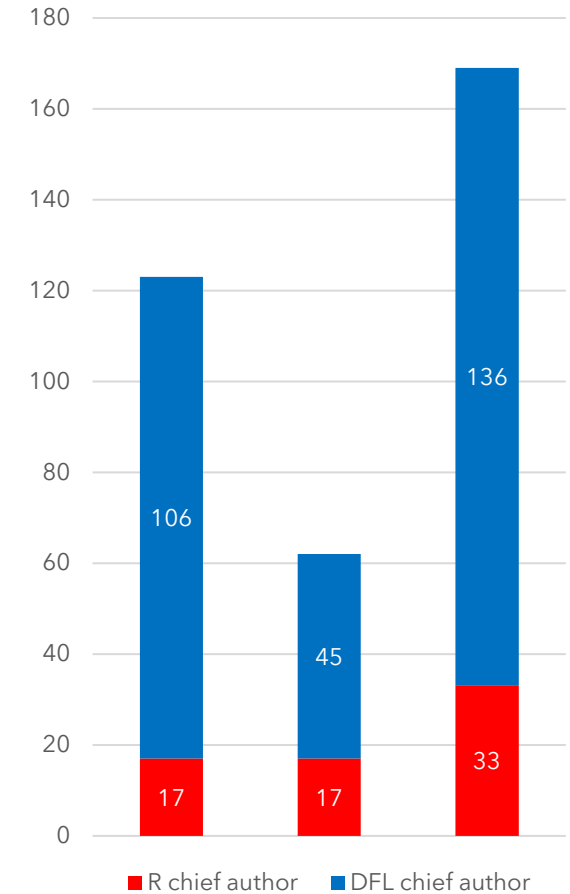
- 136* (106 in 2023; 45 in 2024) (80%) of those bills had a chief author from her own party
- 33* (17 in 2023; 17 in 2024) (20%) had a chief author from another party

*Totals are not always the sum of individual years, due to changes made to bill authorship throughout the biennium

Partisan Makeup of Total Authors on Bills led by this Senator



Party of Chief Author of Bills Co-Authored by this Senator



Senator Grant Hauschild (DFL)

District 03
1st Term

164 bills were introduced by Senator Hauschild:

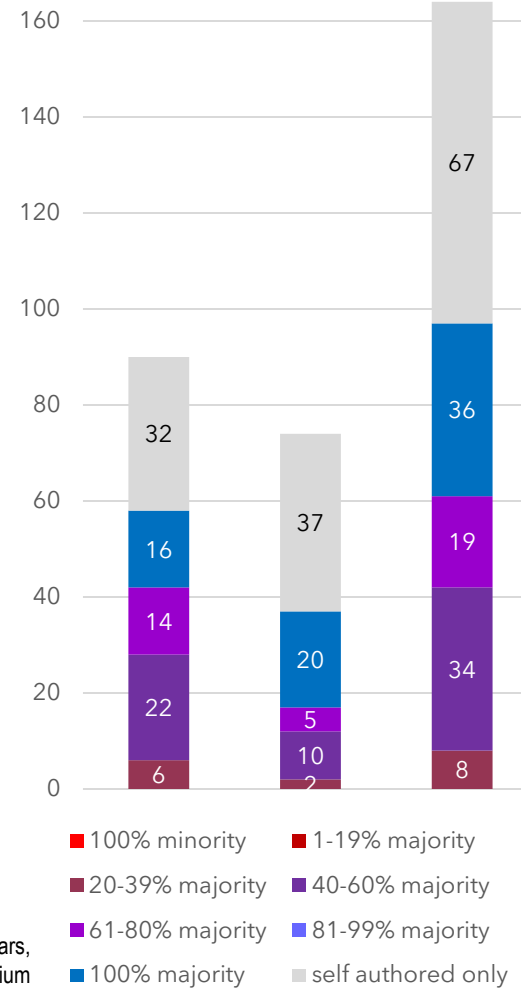
- 67* (32 in 2023; 37 in 2024) (41%) bills were sole-authored
- 36 (16 in 2023; 20 in 2024) (22%) bills had co-authors only from his own party
- 61* (42 in 2023; 17 in 2024) (37%) bills had at least one member of another party

Senator Hauschild co-signed 131 bills:

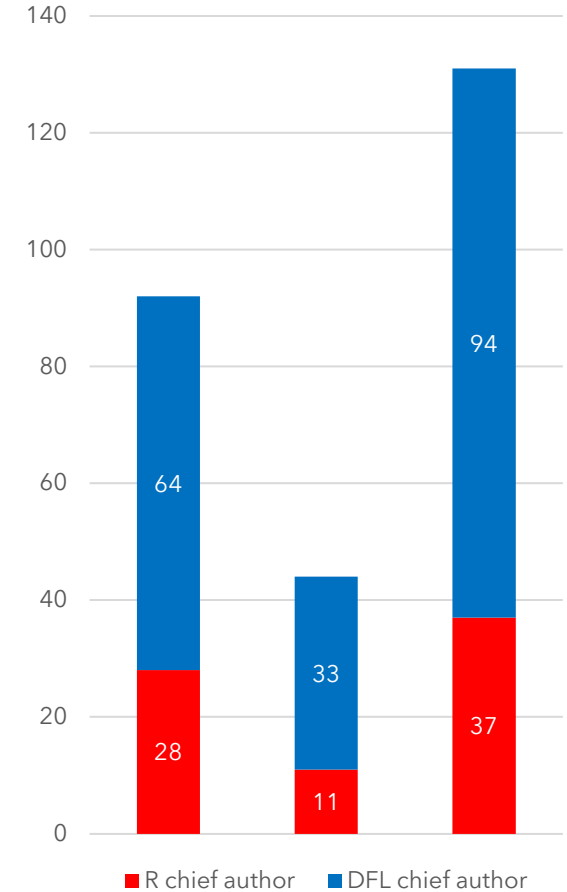
- 94* (64 in 2023; 33 in 2024) (72%) of those bills had a chief author from his own party
- 37* (28 in 2023; 11 in 2024) (28%) had a chief author from another party

*Totals are not always the sum of individual years, due to changes made to bill authorship throughout the biennium

Partisan Makeup of Total Authors on Bills led by this Senator



Party of Chief Author of Bills Co-Authored by this Senator



Senator Foug Hawj (DFL)

District 67
4th Term

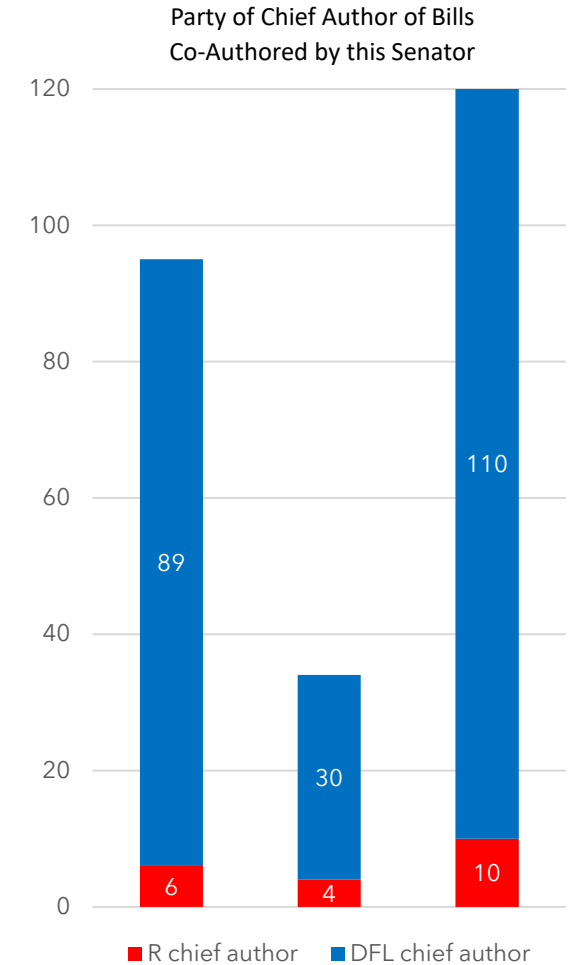
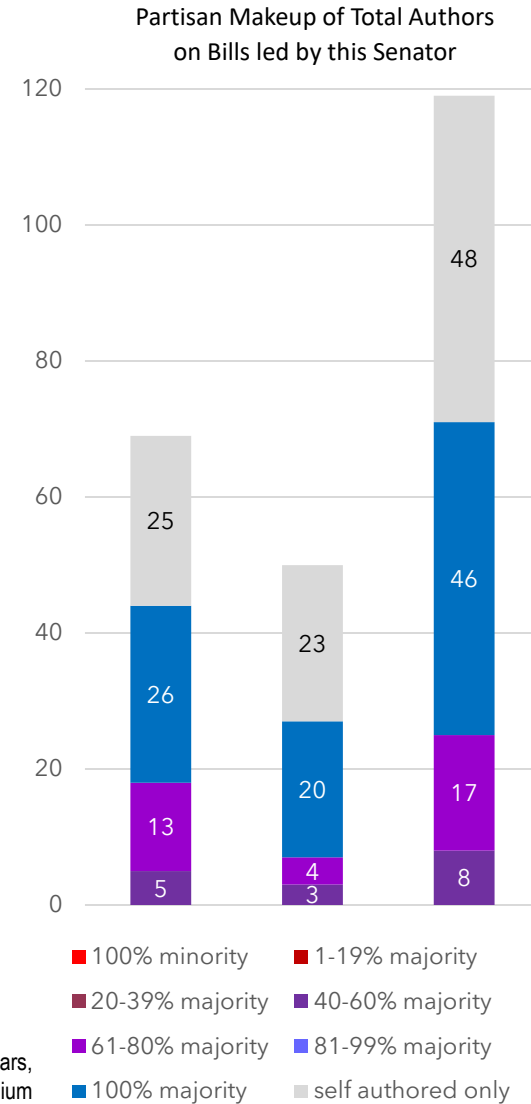
119 bills were introduced by Senator Hawj:

- 48 (25 in 2023; 23 in 2024) (40%) bills were sole-authored
- 46 (26 in 2023; 20 in 2024) (39%) bills had co-authors only from his own party
- 25 (18 in 2023; 7 in 2024) (21%) bills had at least one member of another party

Senator Hawj co-signed 120 bills:

- 110* (89 in 2023; 30 in 2024) (92%) of those bills had a chief author from his own party
- 10 (6 in 2023; 4 in 2024) (8%) had a chief author from another party

*Totals are not always the sum of individual years, due to changes made to bill authorship throughout the biennium



Senator John Hoffman (DFL)

District 34
4th Term

228 bills were introduced by Senator Hoffman:

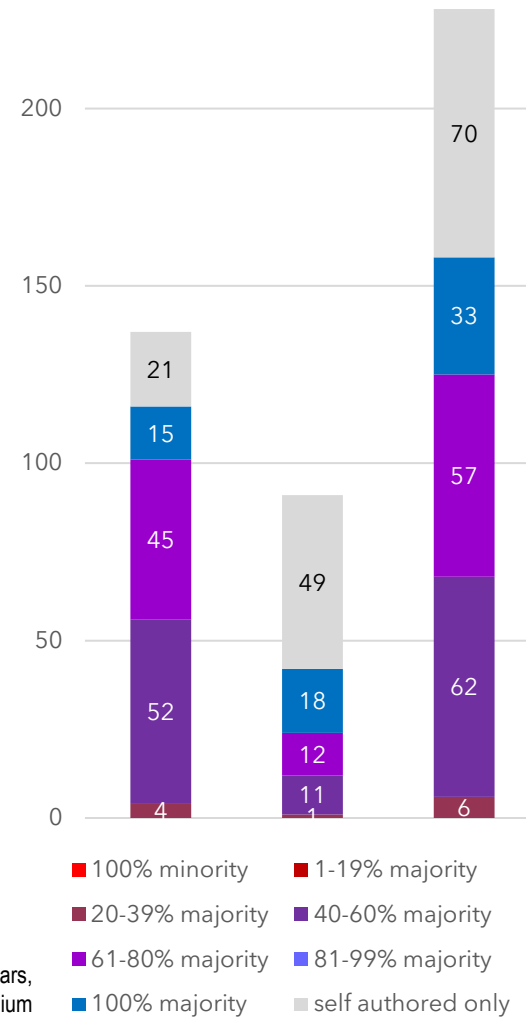
- 70 (21 in 2023; 49 in 2024) (31%) bills were sole-authored
- 33 (15 in 2023; 18 in 2024) (14%) bills had co-authors only from his own party
- 125 (101 in 2023; 24 in 2024) (55%) bills had at least one member of another party

Senator Hoffman co-signed 295 bills:

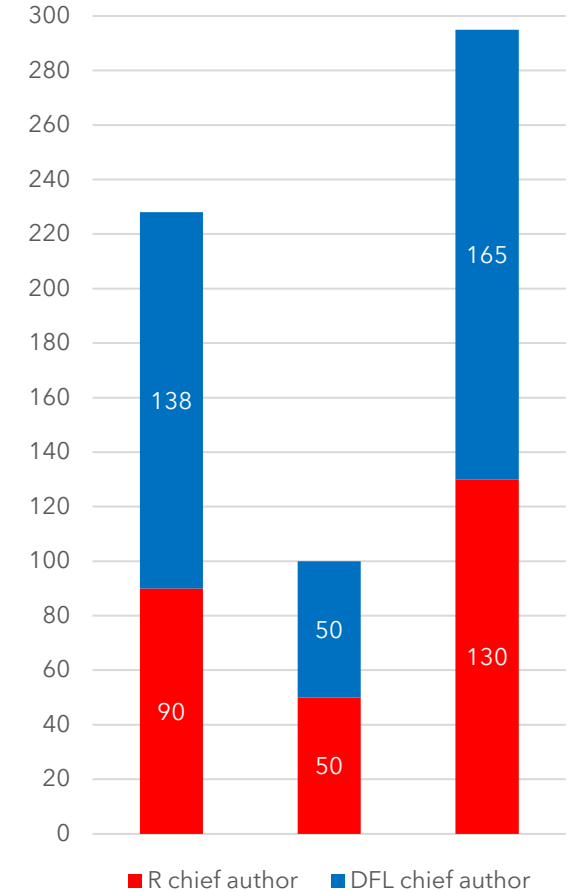
- 165* (138 in 2023; 50 in 2024) (56%) of those bills had a chief author from his own party
- 130* (90 in 2023; 50 in 2024) (44%) had a chief author from another party

*Totals are not always the sum of individual years, due to changes made to bill authorship throughout the biennium

Partisan Makeup of Total Authors on Bills led by this Senator



Party of Chief Author of Bills Co-Authored by this Senator



Senator Karin Housley (R)

District 33
4th Term

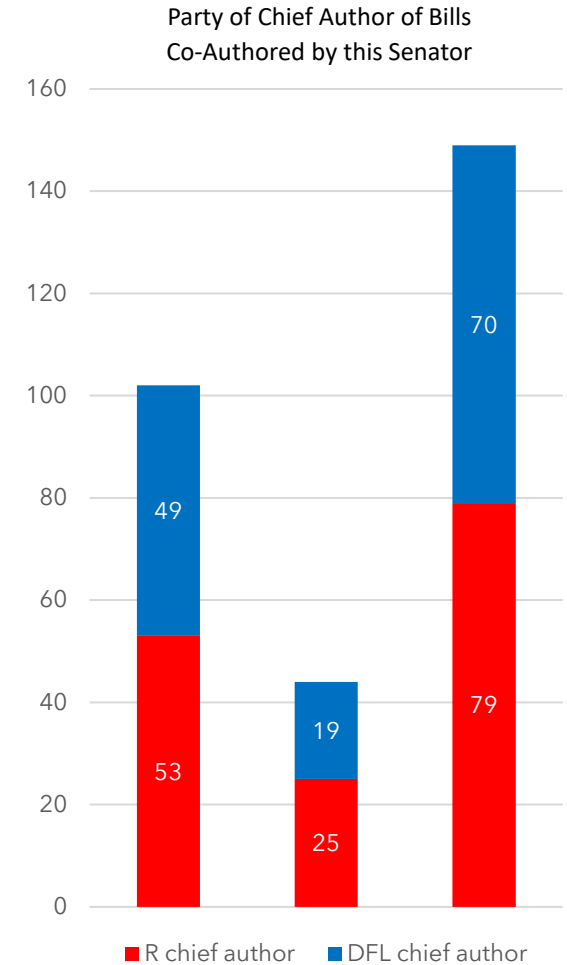
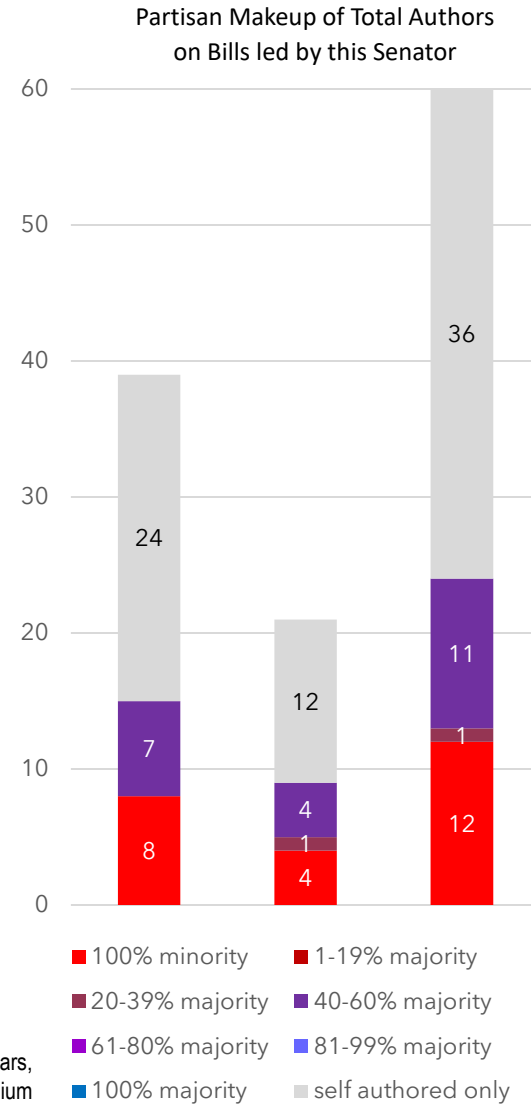
60 bills were introduced by Senator Housley:

- 36 (24 in 2023; 12 in 2024) (60%) bills were sole-authored
- 12 (8 in 2023; 4 in 2024) (20%) bills had co-authors only from her own party
- 12 (7 in 2023; 5 in 2024) (20%) bills had at least one member of another party

Senator Housley co-signed 149 bills:

- 79* (53 in 2023; 25 in 2024) (53%) of those bills had a chief author from her own party
- 70* (49 in 2023; 19 in 2024) (47%) had a chief author from another party

*Totals are not always the sum of individual years, due to changes made to bill authorship throughout the biennium



Senator Jeff Howe (R)

District 13
3rd Term

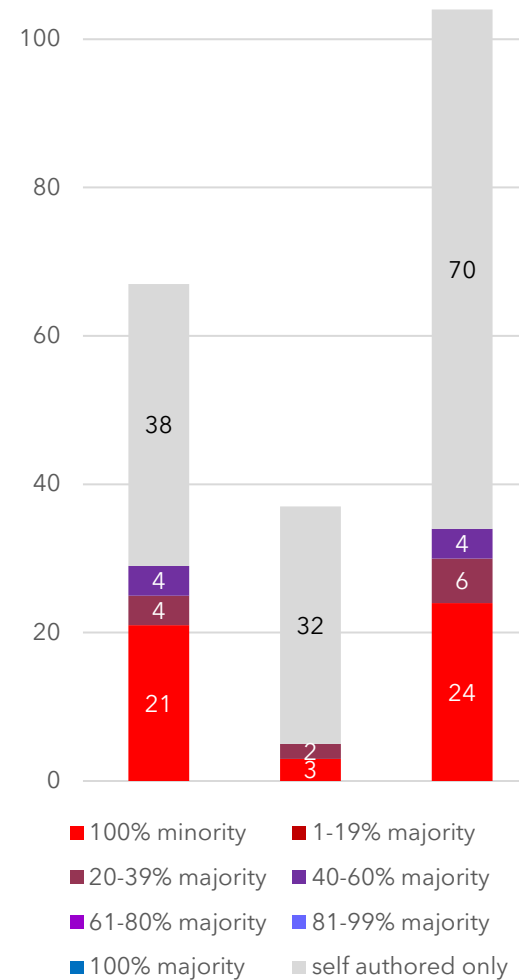
104 bills were introduced by Senator Howe:

- 70 (38 in 2023; 32 in 2024) (67%) bills were sole-authored
- 24 (21 in 2023; 3 in 2024) (23%) bills had co-authors only from his own party
- 10 (8 in 2023; 2 in 2024) (10%) bills had at least one member of another party

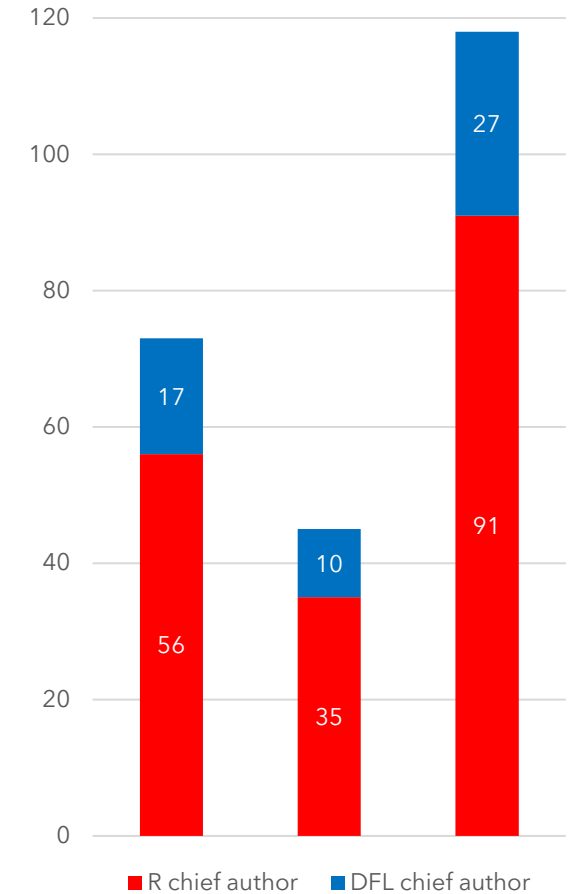
Senator Howe co-signed 118 bills:

- 91 (56 in 2023; 35 in 2024) (77%) of those bills had a chief author from his own party
- 27 (17 in 2023; 10 in 2024) (23%) had a chief author from another party

Partisan Makeup of Total Authors on Bills led by this Senator



Party of Chief Author of Bills Co-Authored by this Senator



Senator John Jasinski (R)

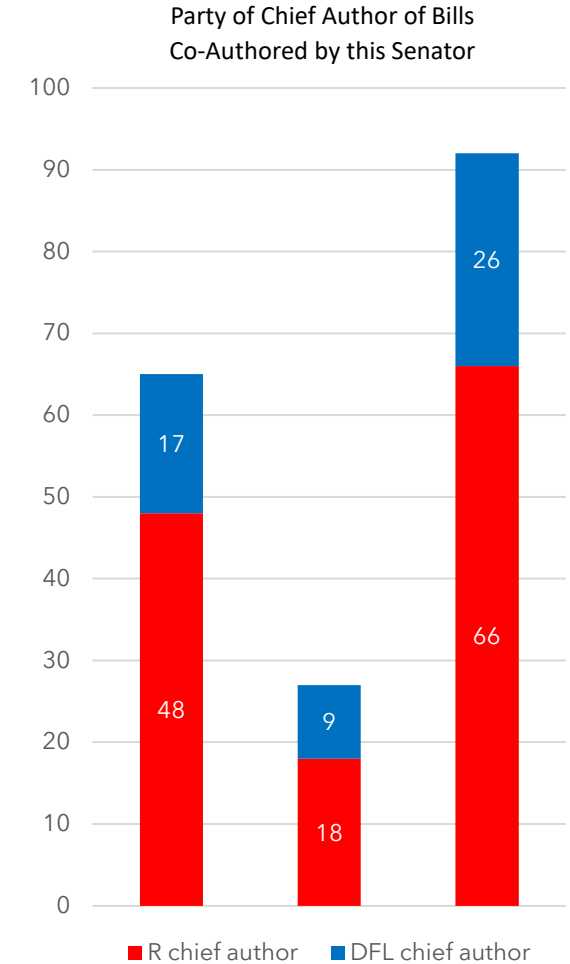
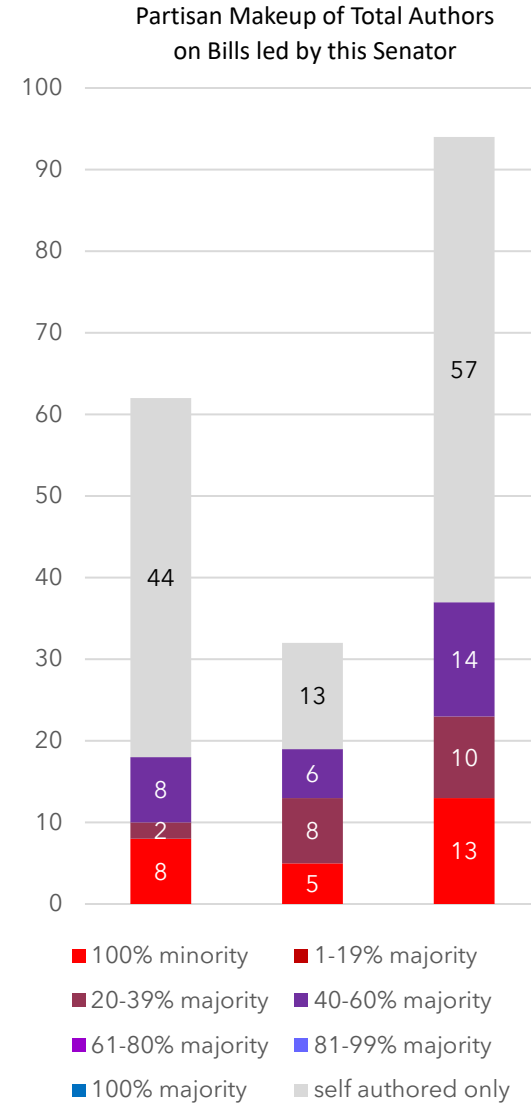
District 19
3rd Term

94 bills were introduced by Senator Jasinski:

- 57 (44 in 2023; 13 in 2024) (61%) bills were sole-authored
- 13 (8 in 2023; 5 in 2024) (14%) bills had co-authors only from his own party
- 24 (10 in 2023; 14 in 2024) (25%) bills had at least one member of another party

Senator Jasinski co-signed 92 bills:

- 66 (48 in 2023; 18 in 2024) (72%) of those bills had a chief author from his own party
- 26 (17 in 2023; 9 in 2024) (28%) had a chief author from another party



Senator Mark Johnson (R)

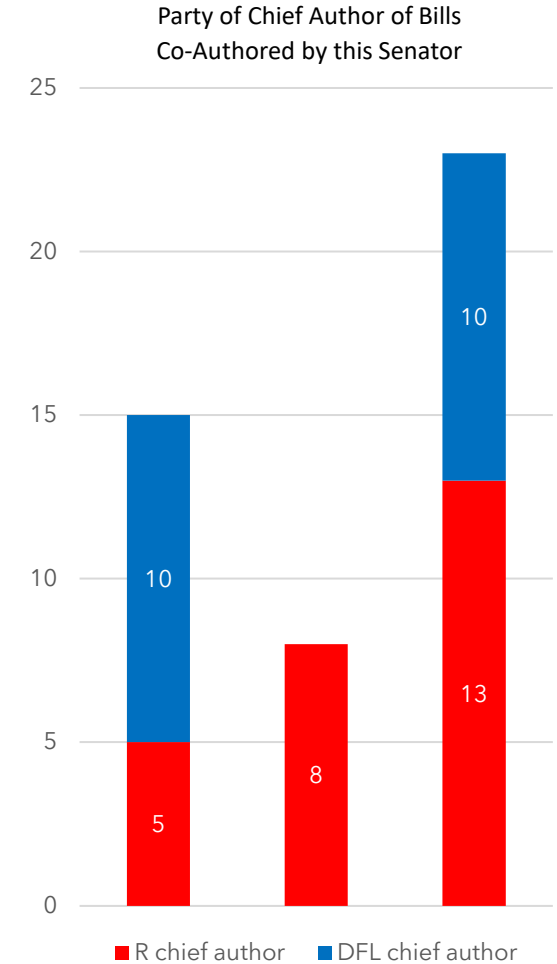
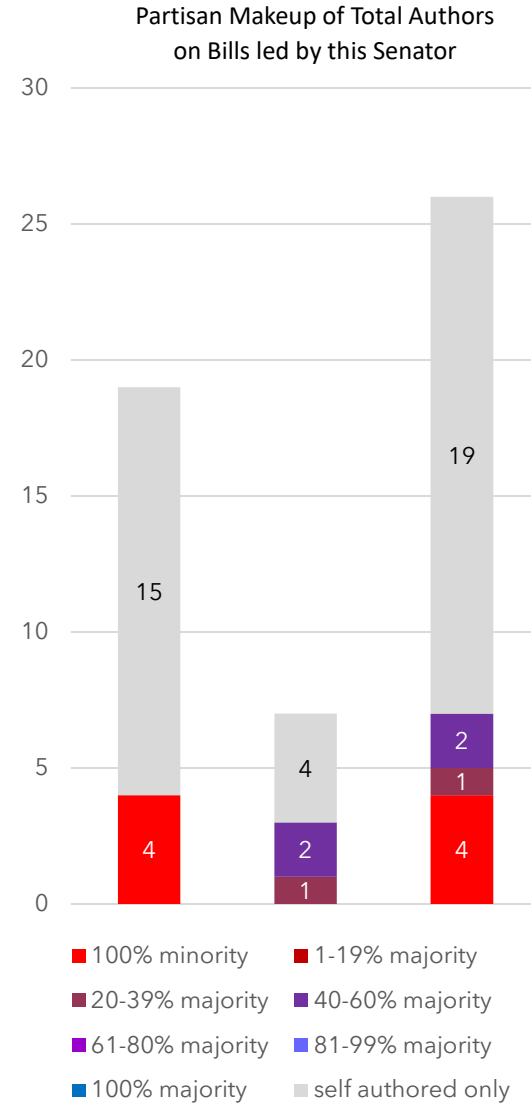
District 01
3rd Term

26 bills were introduced by Senator Johnson:

- 19 (15 in 2023; 4 in 2024) (73%) bills were sole-authored
- 4 (4 in 2023; 0 in 2024) (15%) bills had co-authors only from his own party
- 3 (0 in 2023; 3 in 2024) (12%) bills had at least one member of another party

Senator Johnson co-signed 23 bills:

- 13 (5 in 2023; 8 in 2024) (57%) of those bills had a chief author from his own party
- 10 (10 in 2023; 0 in 2024) (43%) had a chief author from another party



Senator Matt Klein (DFL)

District 53
3rd Term

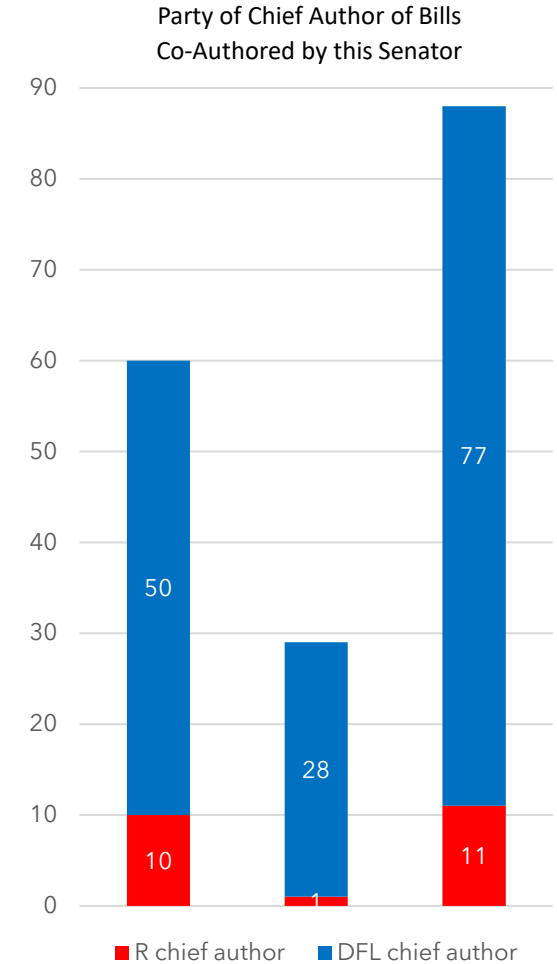
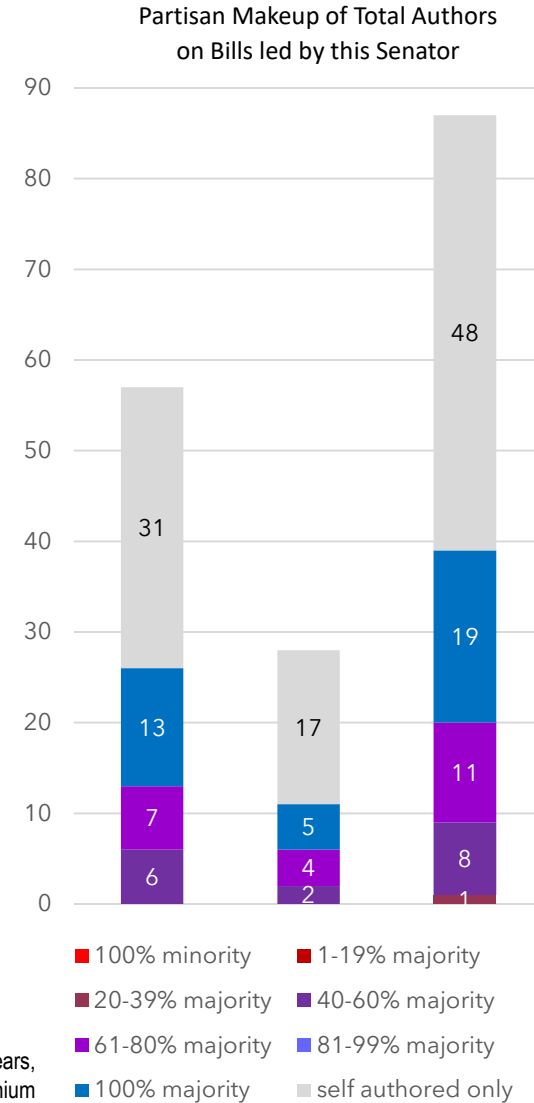
87 bills were introduced by Senator Klein:

- 48 (31 in 2023; 17 in 2024) (55%) bills were sole-authored
- 19* (13 in 2023; 5 in 2024) (22%) bills had co-authors only from his own party
- 20* (13 in 2023; 6 in 2024) (23%) bills had at least one member of another party

Senator Klein co-signed 88 bills:

- 77* (50 in 2023; 28 in 2024) (87%) of those bills had a chief author from his own party
- 11 (10 in 2023; 1 in 2024) (13%) had a chief author from another party

*Totals are not always the sum of individual years, due to changes made to bill authorship throughout the biennium



Senator Mark Koran (R)

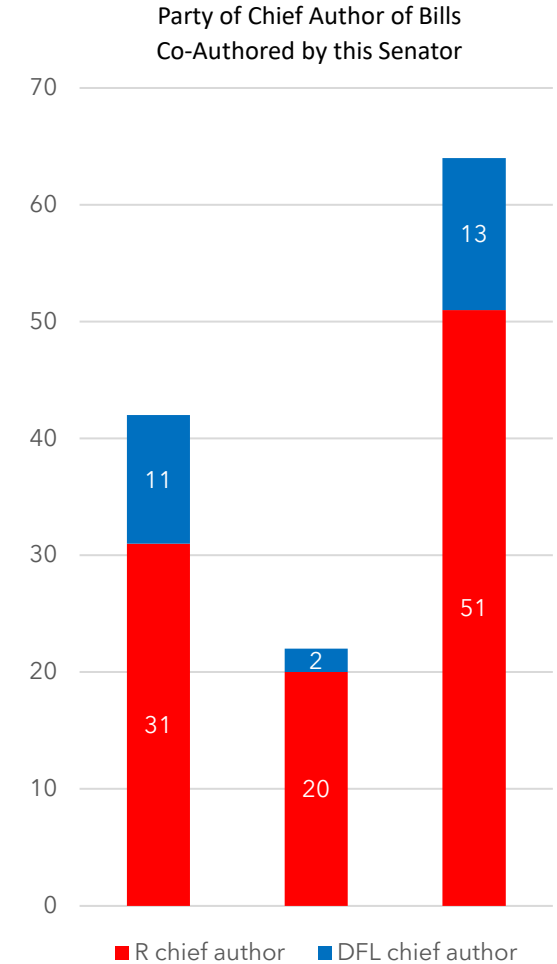
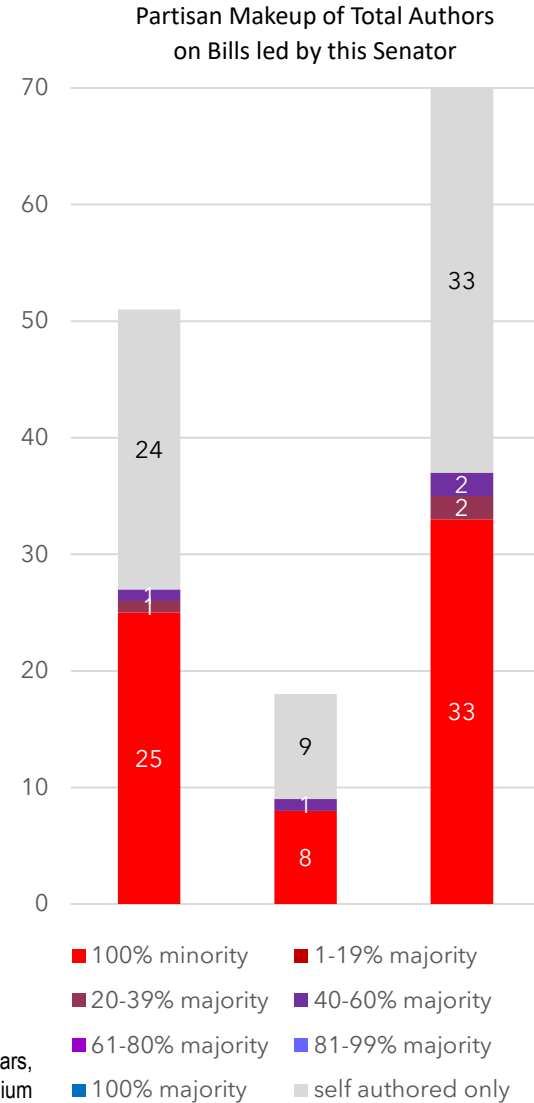
District 28
3rd Term

70 bills were introduced by Senator Koran:

- 33 (24 in 2023; 9 in 2024) (47%) bills were sole-authored
- 33 (25 in 2023; 8 in 2024) (47%) bills had co-authors only from his own party
- 4* (2 in 2023; 1 in 2024) (6%) bills had at least one member of another party

Senator Koran co-signed 64 bills:

- 51 (31 in 2023; 20 in 2024) (80%) of those bills had a chief author from his own party
- 13 (11 in 2023; 2 in 2024) (20%) had a chief author from another party



*Totals are not always the sum of individual years, due to changes made to bill authorship throughout the biennium

Senator Michael Kreun (R)

District 32
1st Term

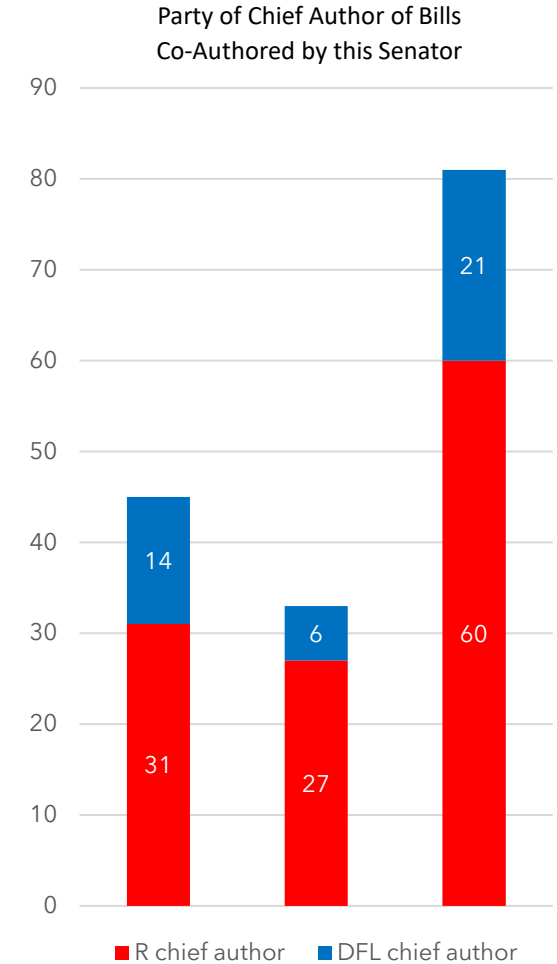
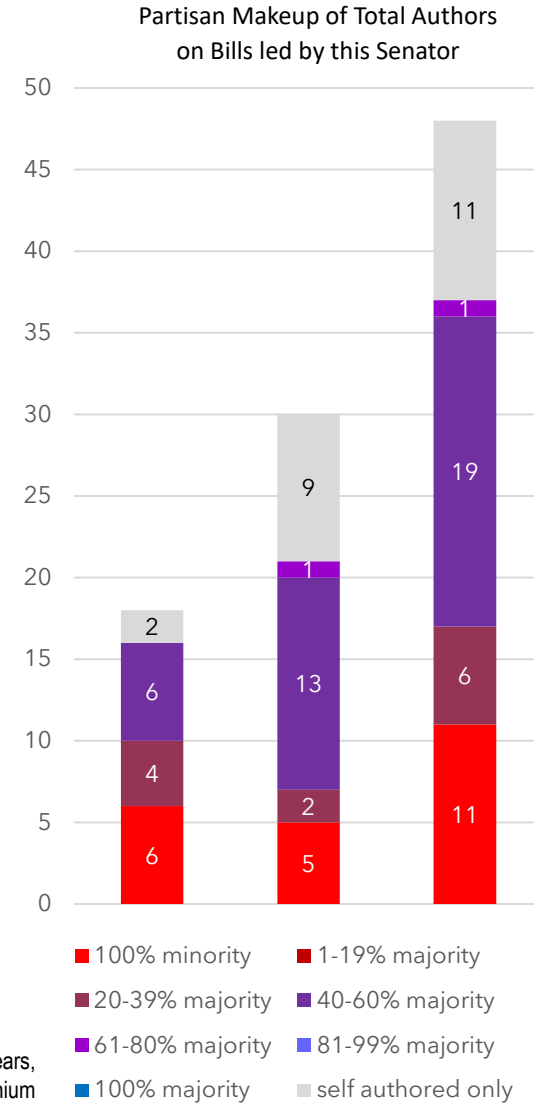
48 bills were introduced by Senator Kreun:

- 11 (2 in 2023; 9 in 2024) (23%) bills were sole-authored
- 11 (6 in 2023; 5 in 2024) (23%) bills had co-authors only from his own party
- 26 (10 in 2023; 16 in 2024) (54%) bills had at least one member of another party

Senator Kreun co-signed 81 bills:

- 60* (31 in 2023; 27 in 2024) (74%) of those bills had a chief author from his own party
- 21* (14 in 2023; 6 in 2024) (26%) had a chief author from another party

*Totals are not always the sum of individual years, due to changes made to bill authorship throughout the biennium



Senator Mary Kunesh (DFL)

District 39
2nd Term

183 bills were introduced by Senator Kunesh:

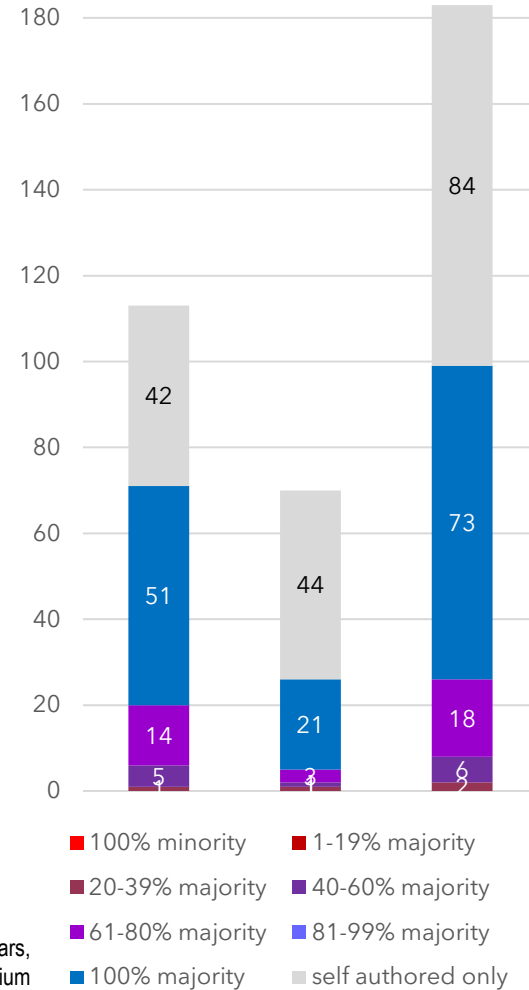
- 84* (42 in 2023; 44 in 2024) (46%) bills were sole-authored
- 73* (51 in 2023; 21 in 2024) (40%) bills had co-authors only from her own party
- 26* (20 in 2023; 4 in 2024) (14%) bills had at least one member of another party

Senator Kunesh co-signed 182 bills:

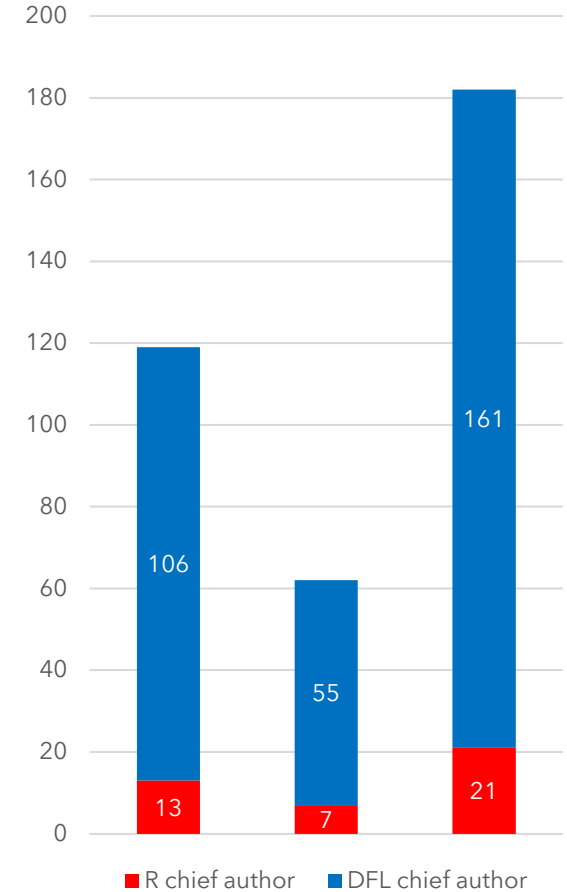
- 161* (106 in 2023; 55 in 2024) (88%) of those bills had a chief author from her own party
- 21* (13 in 2023; 7 in 2024) (12%) had a chief author from another party

*Totals are not always the sum of individual years, due to changes made to bill authorship throughout the biennium

Partisan Makeup of Total Authors on Bills led by this Senator



Party of Chief Author of Bills Co-Authored by this Senator



Senator Robert Kupec (DFL)

District 04
1st Term

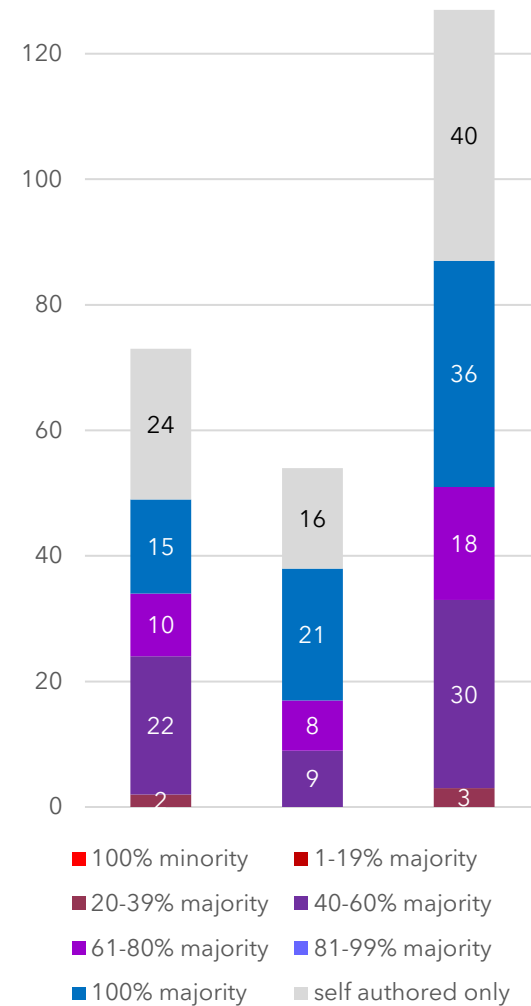
127 bills were introduced by Senator Kupec:

- 40 (24 in 2023; 16 in 2024) (31%) bills were sole-authored
- 36 (15 in 2023; 21 in 2024) (28%) bills had co-authors only from his own party
- 51 (34 in 2023; 17 in 2024) (40%) bills had at least one member of another party

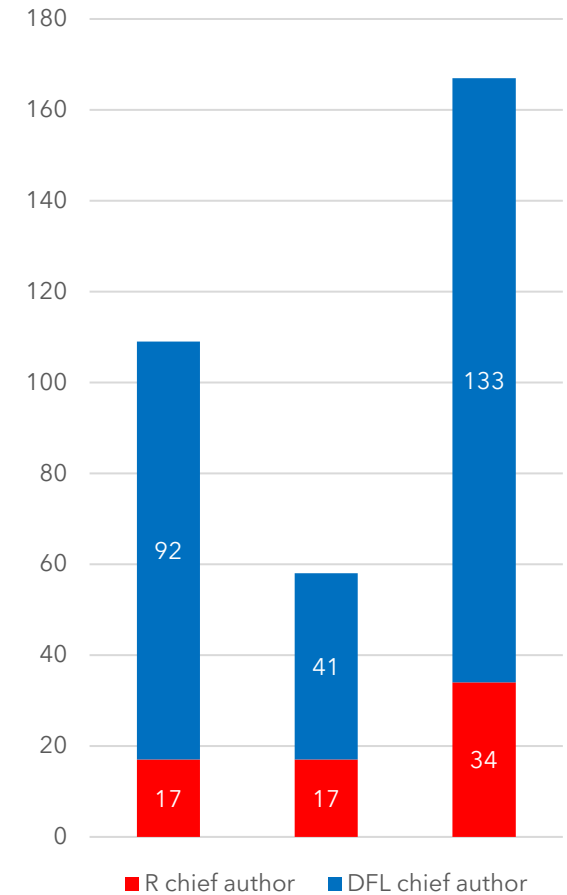
Senator Kupec co-signed 167 bills:

- 133 (92 in 2023; 41 in 2024) (80%) of those bills had a chief author from his own party
- 34 (17 in 2023; 17 in 2024) (20%) had a chief author from another party

Partisan Makeup of Total Authors on Bills led by this Senator



Party of Chief Author of Bills Co-Authored by this Senator



Senator Andrew Lang (R)

District 16
3rd Term

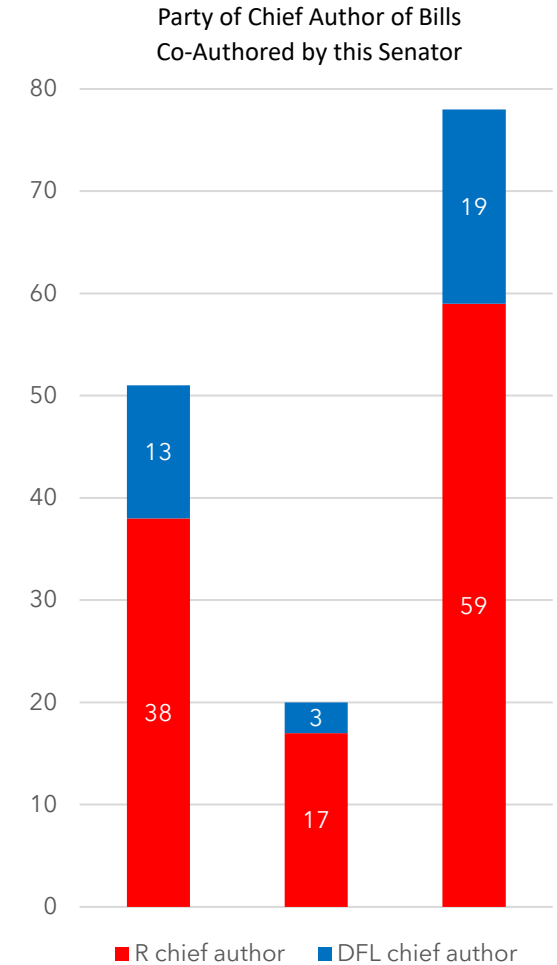
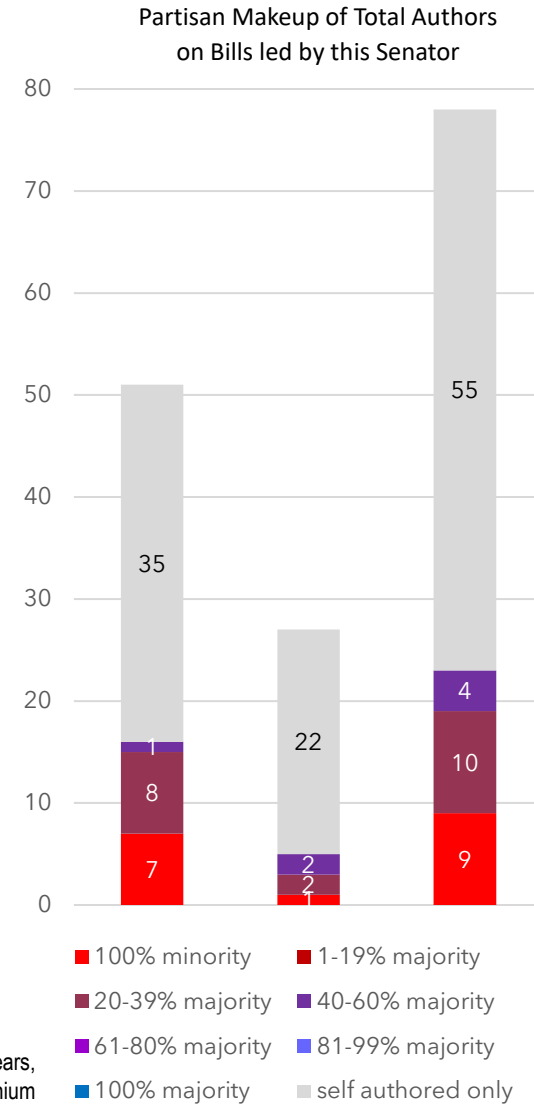
78 bills were introduced by Senator Lang:

- 55* (35 in 2023; 22 in 2024) (70%) bills were sole-authored
- 9* (7 in 2023; 1 in 2024) (12%) bills had co-authors only from his own party
- 14* (9 in 2023; 4 in 2024) (18%) bills had at least one member of another party

Senator Lang co-signed 78 bills:

- 59* (38 in 2023; 17 in 2024) (76%) of those bills had a chief author from his own party
- 19* (13 in 2023; 3 in 2024) (24%) had a chief author from another party

*Totals are not always the sum of individual years, due to changes made to bill authorship throughout the biennium



Senator Ron Latz (DFL)

District 46
6th Term

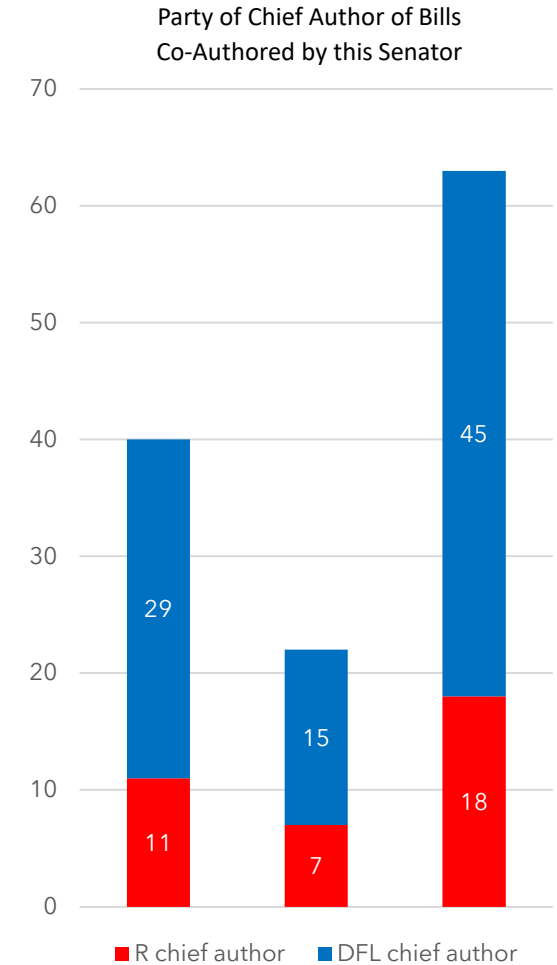
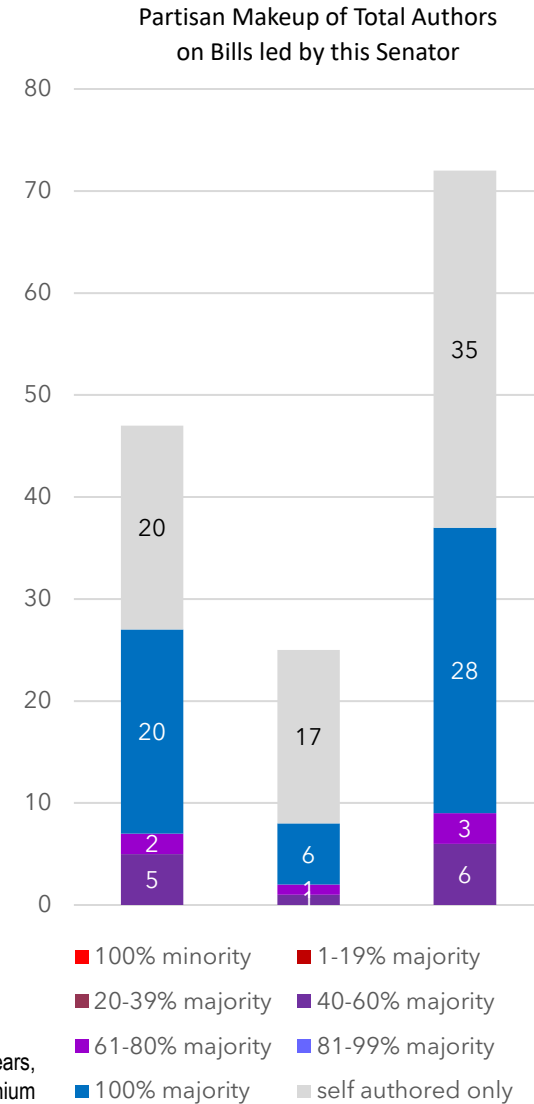
72 bills were introduced by Senator Latz:

- 35* (20 in 2023; 17 in 2024) (49%) bills were sole-authored
- 28* (20 in 2023; 6 in 2024) (39%) bills had co-authors only from his own party
- 9 (7 in 2023; 2 in 2024) (12%) bills had at least one member of another party

Senator Latz co-signed 63 bills:

- 45* (29 in 2023; 15 in 2024) (71%) of those bills had a chief author from his own party
- 18* (11 in 2023; 7 in 2024) (29%) had a chief author from another party

*Totals are not always the sum of individual years, due to changes made to bill authorship throughout the biennium



Senator Bill Lieske (R)

District 58
1st Term

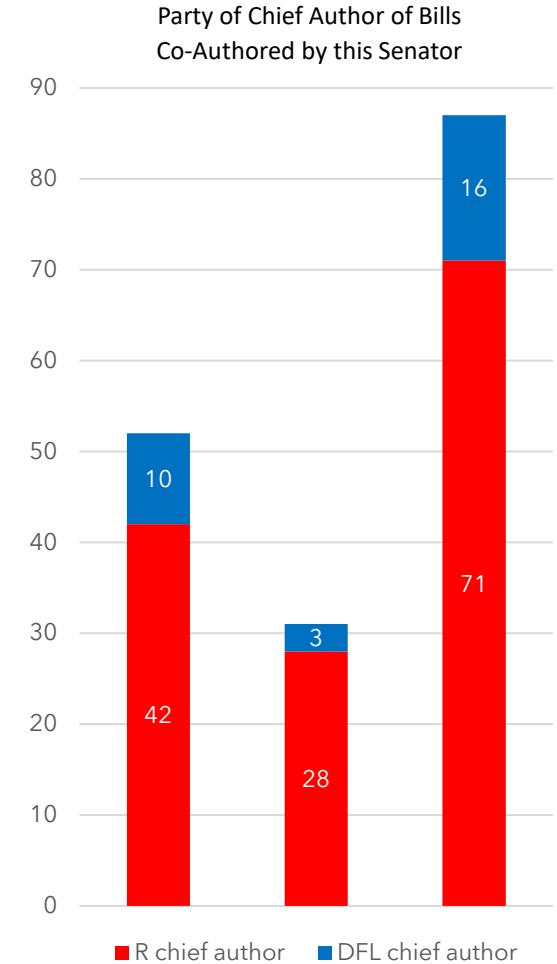
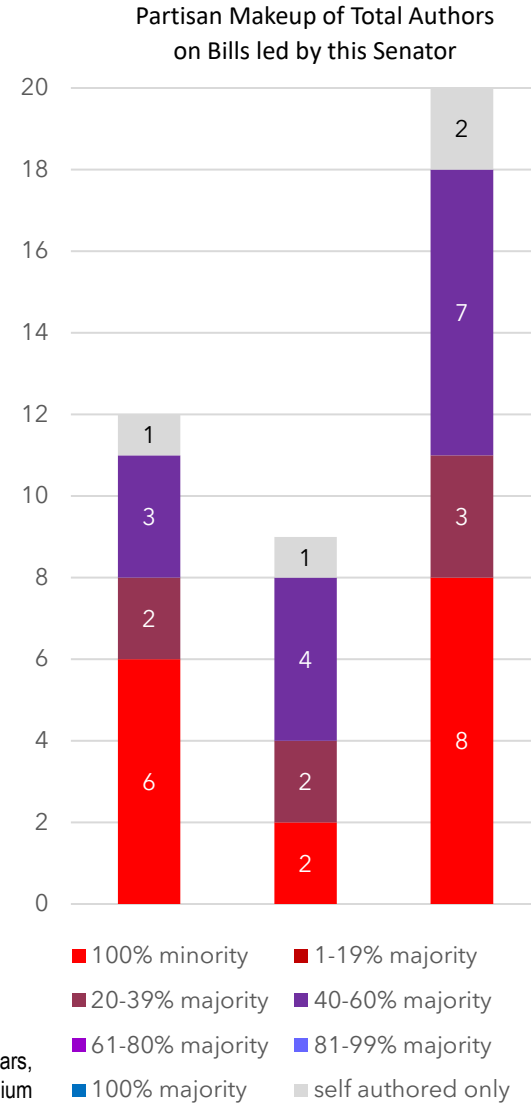
20 bills were introduced by Senator Lieske:

- 2 (1 in 2023; 1 in 2024) (10%) bills were sole-authored
- 8 (6 in 2023; 2 in 2024) (40%) bills had co-authors only from his own party
- 10* (5 in 2023; 6 in 2024) (50%) bills had at least one member of another party

Senator Lieske co-signed 87 bills:

- 71* (42 in 2023; 28 in 2024) 82%) of those bills had a chief author from his own party
- 16* (10 in 2023; 3 in 2024) (18%) had a chief author from another party

*Totals are not always the sum of individual years, due to changes made to bill authorship throughout the biennium



Senator Warren Limmer (R)

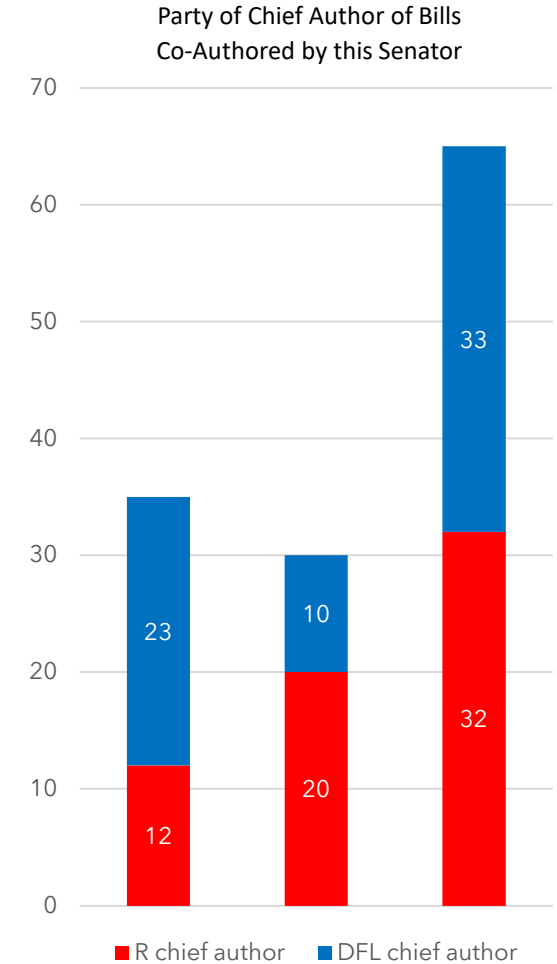
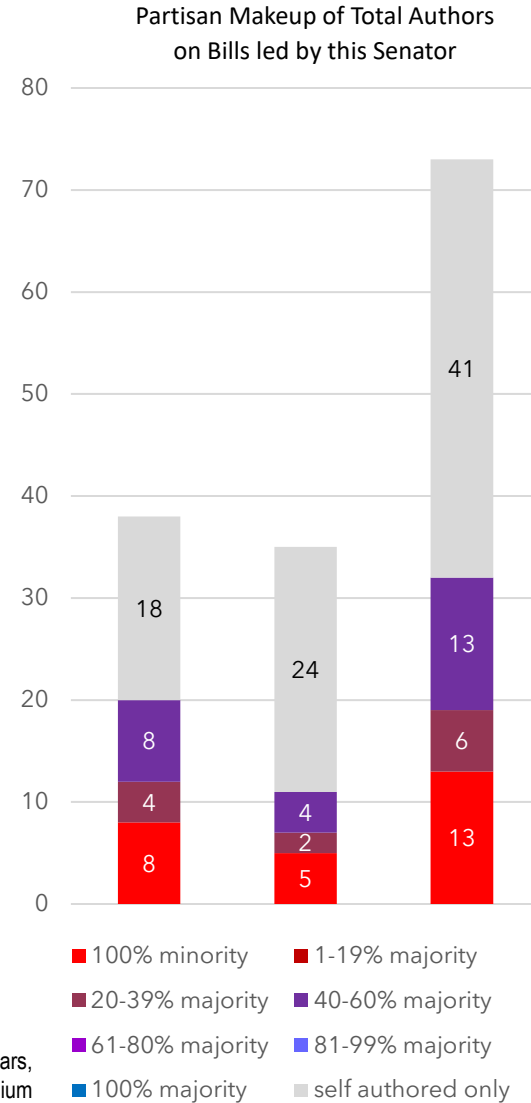
District 37
10th Term

73 bills were introduced by Senator Limmer:

- 41* (18 in 2023; 24 in 2024) (56%) bills were sole-authored
- 13 (8 in 2023; 5 in 2024) (18%) bills had co-authors only from his own party
- 19* (12 in 2023; 6 in 2024) (26%) bills had at least one member of another party

Senator Limmer co-signed 65 bills:

- 32 (12 in 2023; 20 in 2024) (49%) of those bills had a chief author from his own party
- 33 (23 in 2023; 10 in 2024) (51%) had a chief author from another party



*Totals are not always the sum of individual years, due to changes made to bill authorship throughout the biennium

Senator Eric Lucero (R)

District 30
1st Term

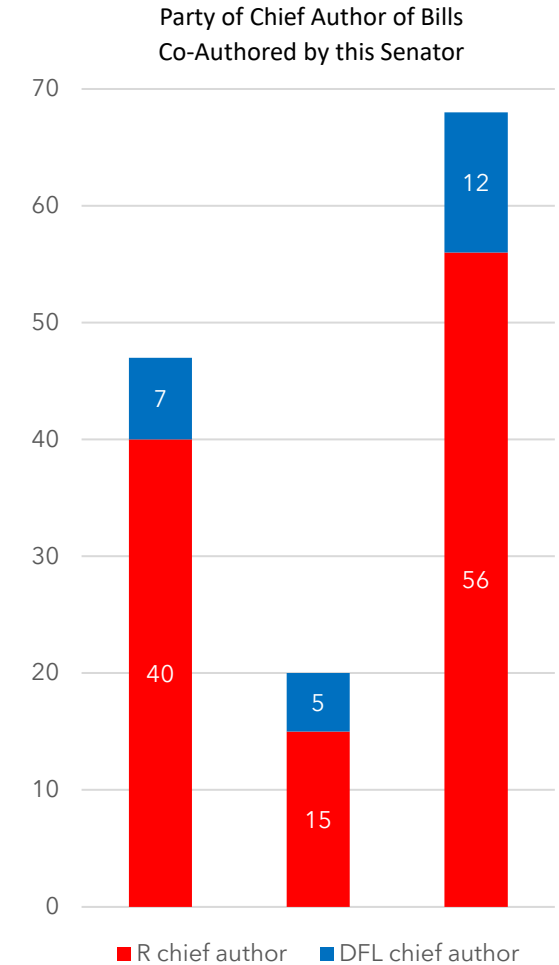
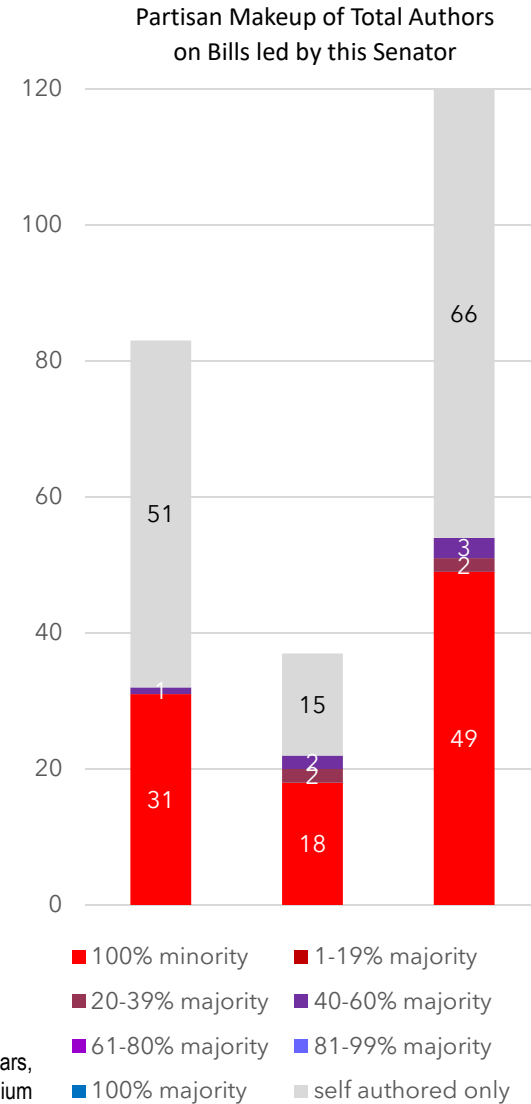
120 bills were introduced by Senator Lucero:

- 66 (51 in 2023; 15 in 2024) (55%) bills were sole-authored
- 49 (31 in 2023; 18 in 2024) (41%) bills had co-authors only from his own party
- 5 (1 in 2023; 4 in 2024) (4%) bills had at least one member of another party

Senator Lucero co-signed 68 bills:

- 56* (40 in 2023; 15 in 2024) (82%) of those bills had a chief author from his own party
- 12 (7 in 2023; 5 in 2024) (18%) had a chief author from another party

*Totals are not always the sum of individual years, due to changes made to bill authorship throughout the biennium



Senator Alice Mann (DFL)

District 50
1st Term

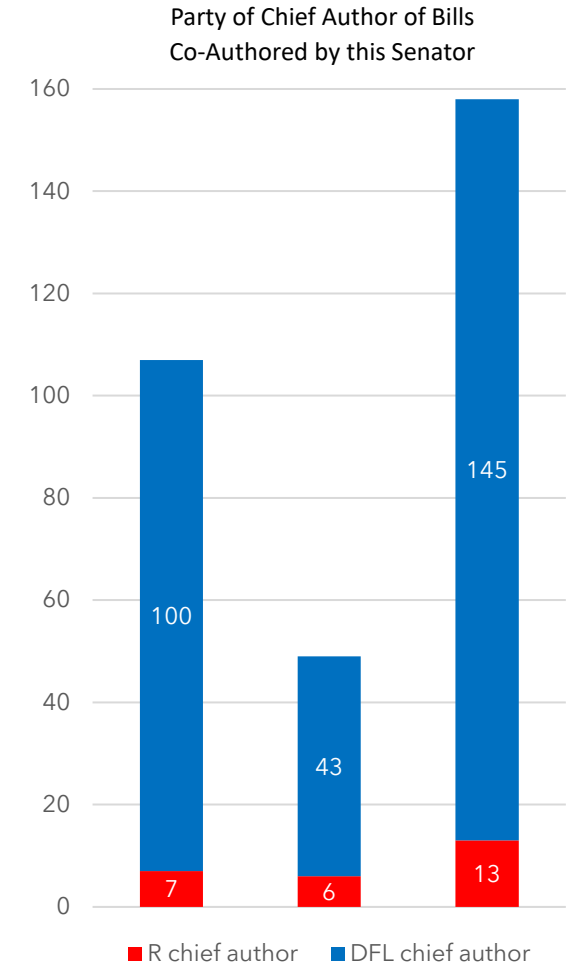
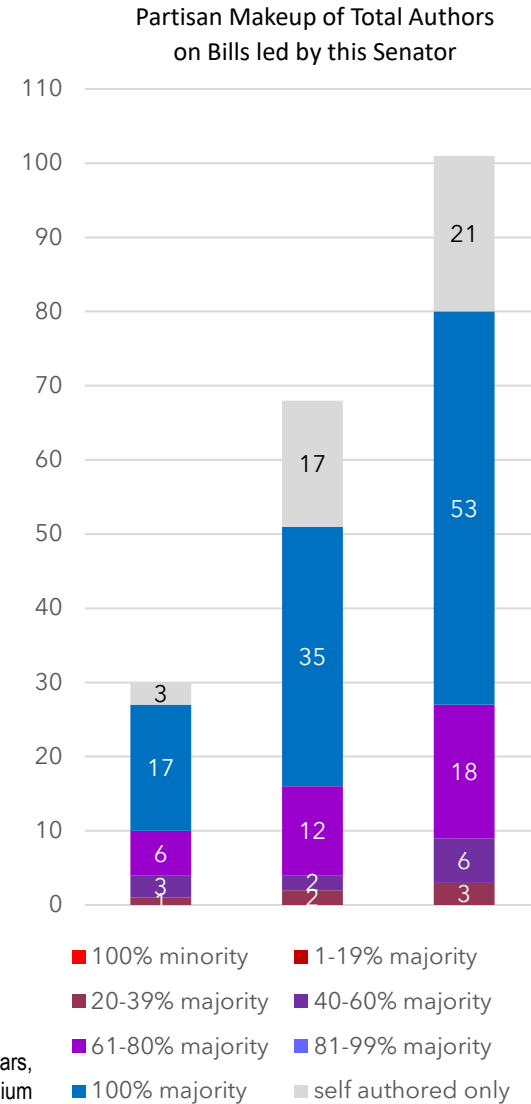
101 bills were introduced by Senator Mann:

- 21* (3 in 2023; 17 in 2024) (21%) bills were sole-authored
- 53* (17 in 2023; 35 in 2024) (52%) bills had co-authors only from her own party
- 27* (10 in 2023; 16 in 2024) (27%) bills had at least one member of another party

Senator Mann co-signed 158 bills:

- 145* (100 in 2023; 43 in 2024) (92%) of those bills had a chief author from her own party
- 13 (7 in 2023; 6 in 2024) (8%) had a chief author from another party

*Totals are not always the sum of individual years, due to changes made to bill authorship throughout the biennium



Senator John Marty (DFL)

District 40
12th Term

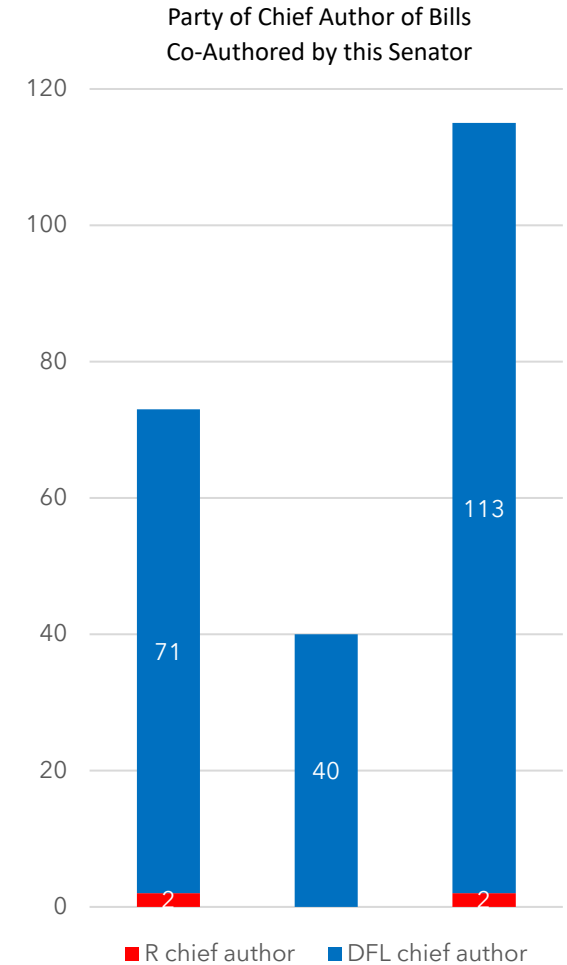
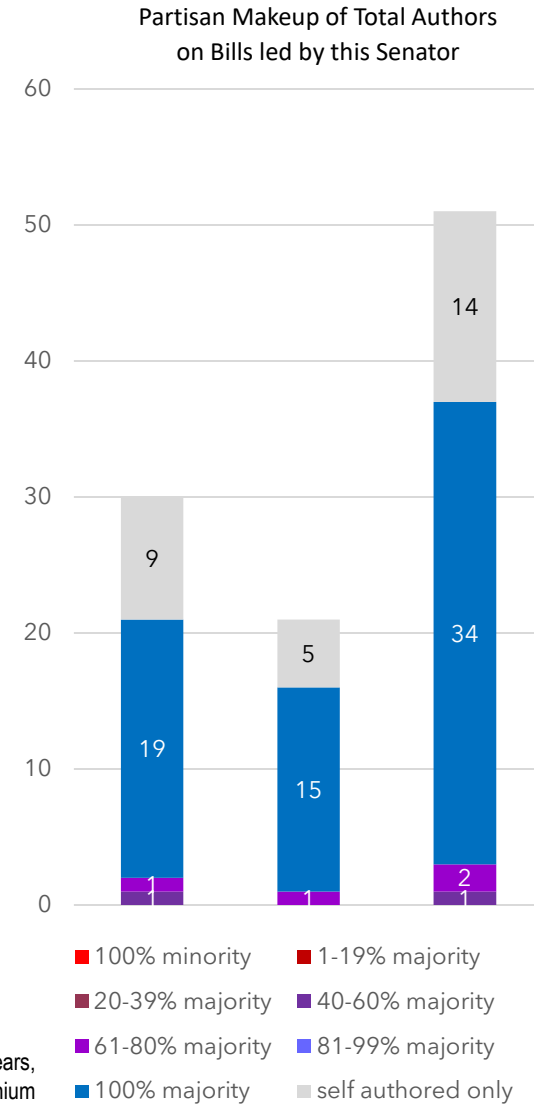
51 bills were introduced by Senator Marty:

- 14 (9 in 2023; 5 in 2024) (27%) bills were sole-authored
- 34 (19 in 2023; 15 in 2024) (67%) bills had co-authors only from his own party
- 3 (2 in 2023; 1 in 2024) (6%) bills had at least one member of another party

Senator Marty co-signed 115 bills:

- 113* (71 in 2023; 40 in 2024) (98%) of those bills had a chief author from his own party
- 2 (2 in 2023; 0 in 2024) (2%) had a chief author from another party

*Totals are not always the sum of individual years, due to changes made to bill authorship throughout the biennium



Senator Andrew Mathews (R)

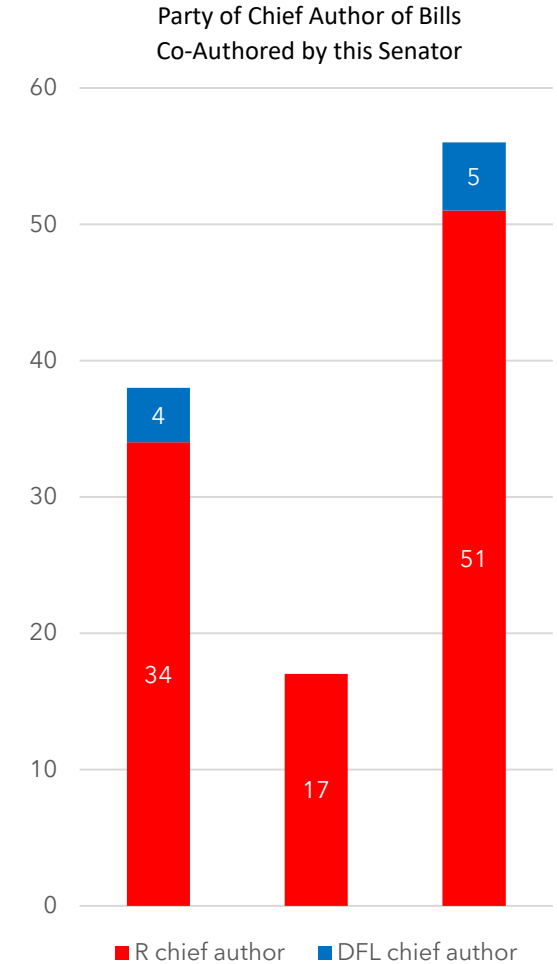
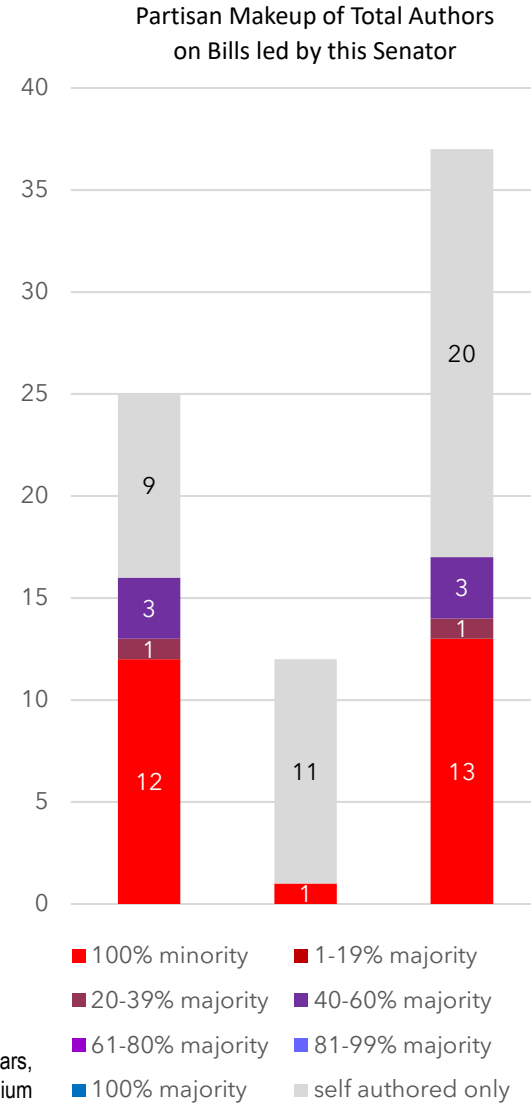
District 27
3rd Term

37 bills were introduced by Senator Mathews:

- 20 (9 in 2023; 11 in 2024) (54%) bills were sole-authored
- 13 (12 in 2023; 1 in 2024) (35%) bills had co-authors only from his own party
- 4 (4 in 2023; 0 in 2024) (11%) bills had at least one member of another party

Senator Mathews co-signed 56 bills:

- 51 (34 in 2023; 17 in 2024) (91%) of those bills had a chief author from his own party
- 5* (4 in 2023; 0 in 2024) (9%) had a chief author from another party



*Totals are not always the sum of individual years, due to changes made to bill authorship throughout the biennium

Senator Erin Maye Quade (DFL)

District 56
1st Term

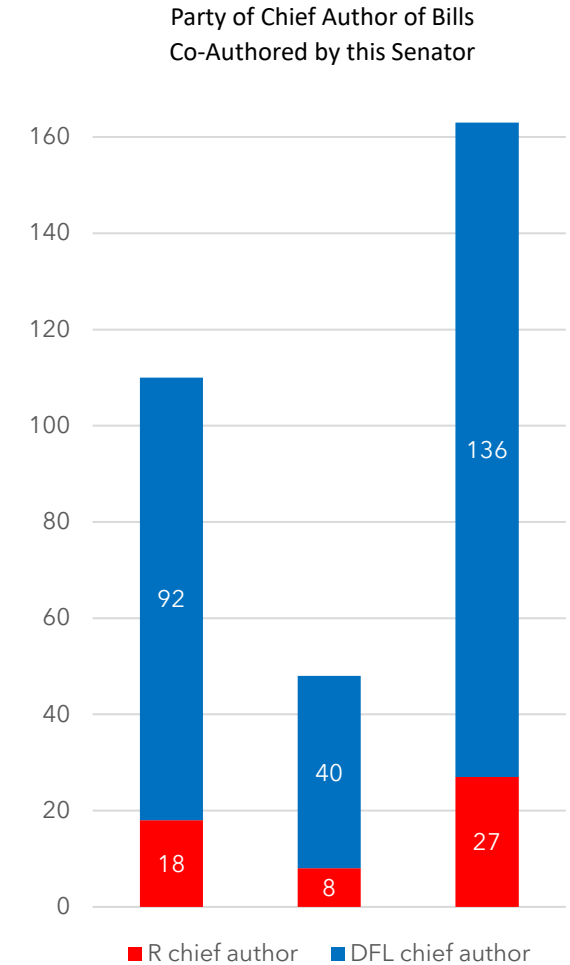
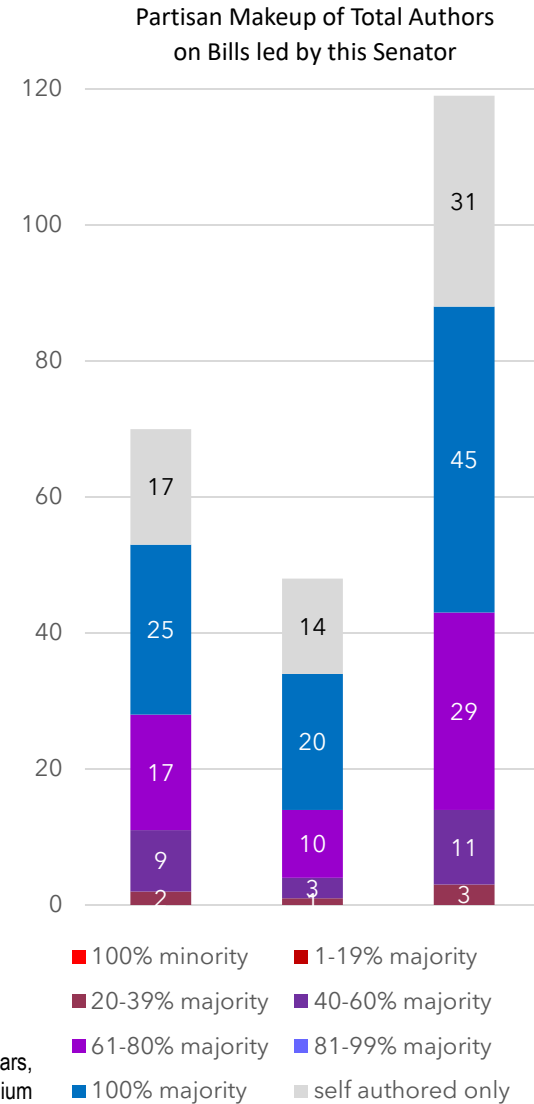
119 bills were introduced by Senator Maye Quade:

- 31 (17 in 2023; 14 in 2024) (26%) bills were sole-authored
- 45 (25 in 2023; 20 in 2024) (38%) bills had co-authors only from his own party
- 43* (28 in 2023; 14 in 2024) (36%) bills had at least one member of another party

Senator Maye Quade co-signed 163 bills:

- 136* (92 in 2023; 40 in 2024) (83%) of those bills had a chief author from his own party
- 27* (18 in 2023; 8 in 2024) (17%) had a chief author from another party

*Totals are not always the sum of individual years, due to changes made to bill authorship throughout the biennium



Senator Jennifer McEwen (DFL)

District 08
2nd Term

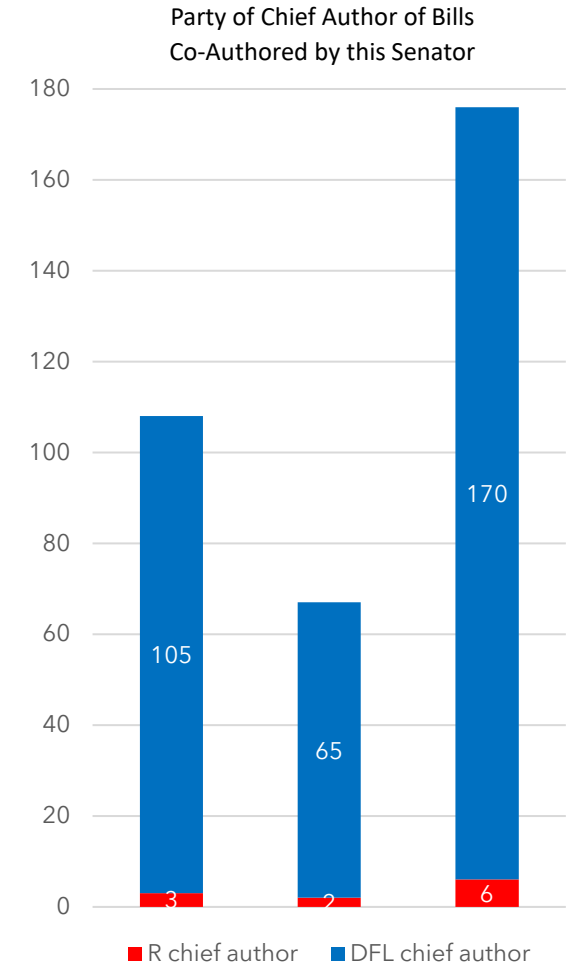
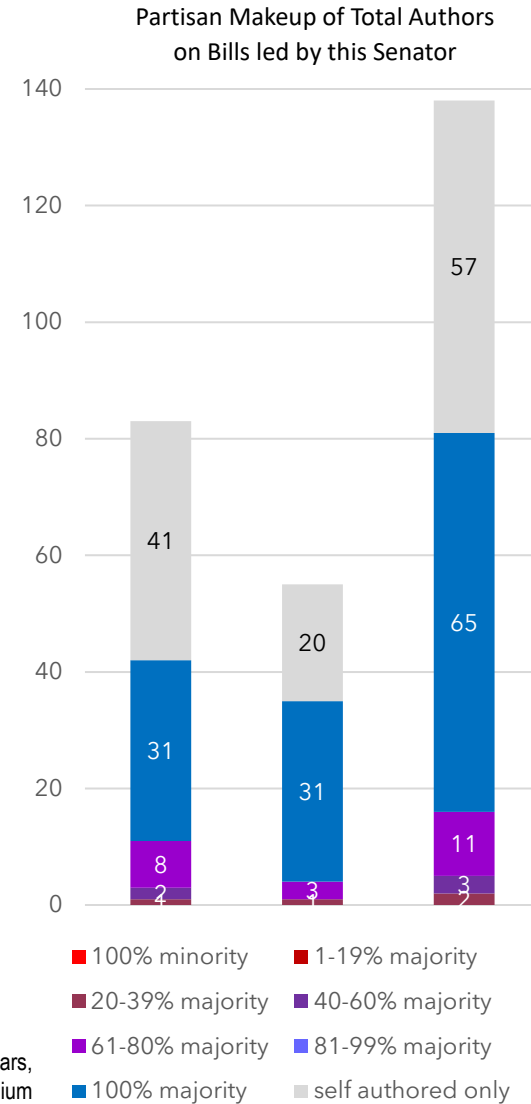
138 bills were introduced by Senator McEwen:

- 57* (41 in 2023; 20 in 2024) (41%) bills were sole-authored
- 65* (31 in 2023; 31 in 2024) (47%) bills had co-authors only from her own party
- 16* (11 in 2023; 4 in 2024) (12%) bills had at least one member of another party

Senator McEwen co-signed 176 bills:

- 170 (105 in 2023; 65 in 2024) (97%) of those bills had a chief author from her own party
- 6* (3 in 2023; 2 in 2024) (3%) had a chief author from another party

*Totals are not always the sum of individual years, due to changes made to bill authorship throughout the biennium



Senator Jeremy Miller (R)

District 26
5th Term

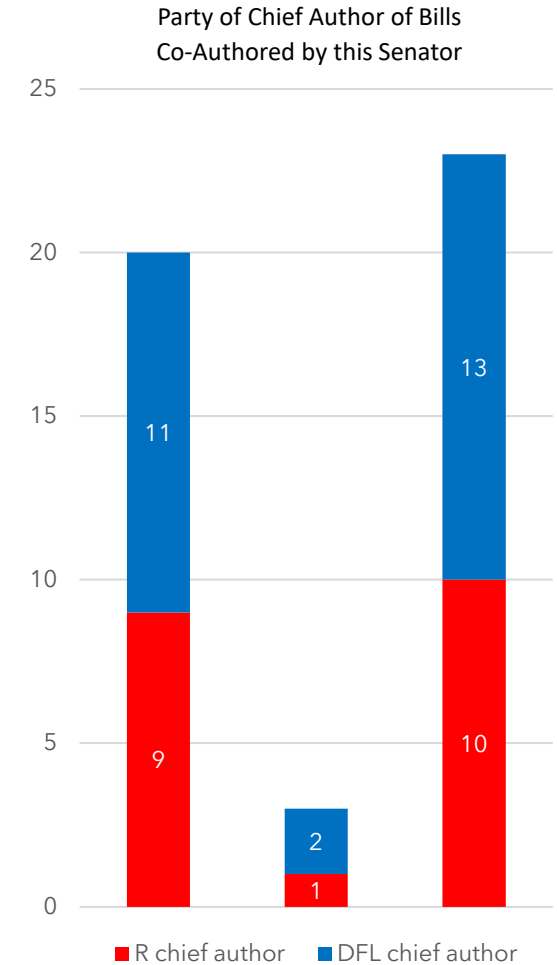
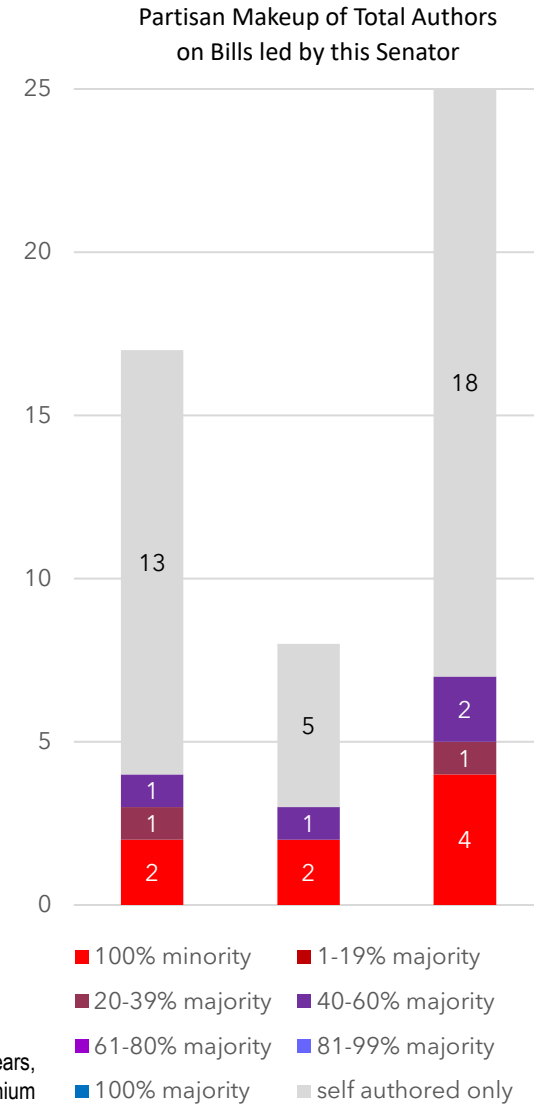
25 bills were introduced by Senator Miller:

- 18 (13 in 2023; 5 in 2024) (72%) bills were sole-authored
- 4 (2 in 2023; 2 in 2024) (16%) bills had co-authors only from his own party
- 3 (2 in 2023; 1 in 2024) (12%) bills had at least one member of another party

Senator Miller co-signed 23 bills:

- 10* (9 in 2023; 2 in 2024) (43%) of those bills had a chief author from his own party
- 13* (11 in 2023; 1 in 2024) (57%) had a chief author from another party

*Totals are not always the sum of individual years, due to changes made to bill authorship throughout the biennium



Senator Nicole Mitchell (DFL)

District 47
1st Term

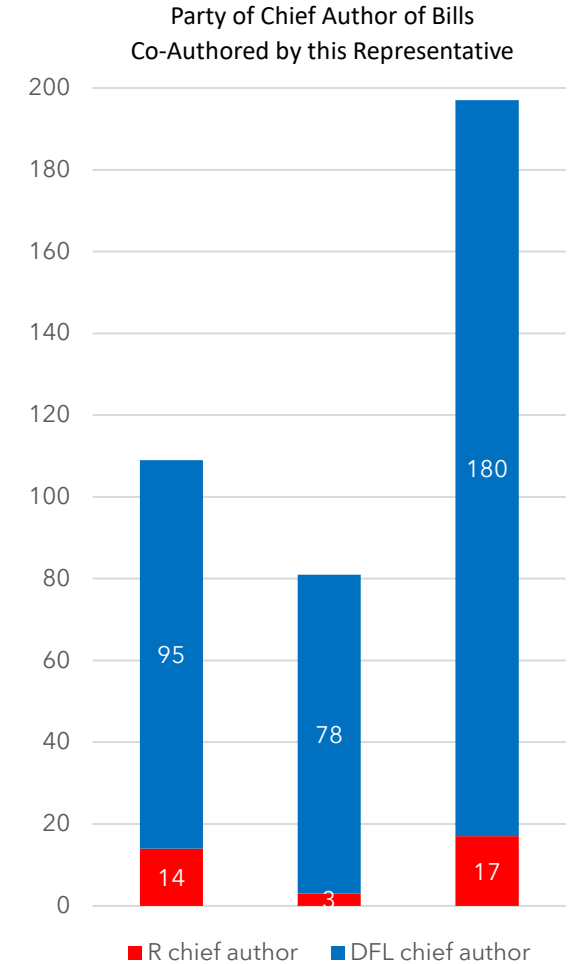
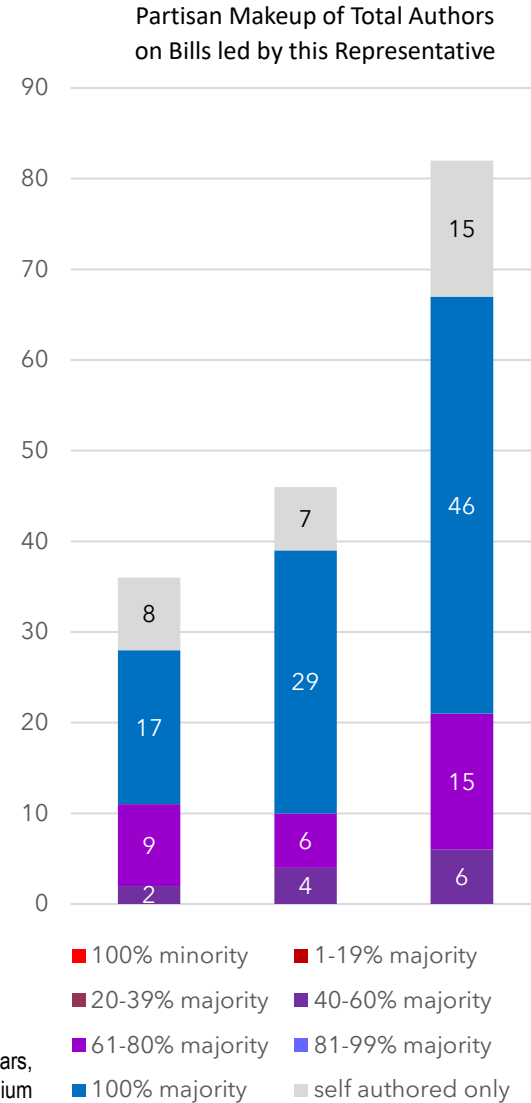
82 bills were introduced by Senator Mitchell:

- 15 (8 in 2023; 7 in 2024) (18%) bills were sole-authored
- 46 (17 in 2023; 29 in 2024) (56%) bills had co-authors only from her own party
- 21 (11 in 2023; 10 in 2024) (26%) bills had at least one member of another party

Senator Mitchell co-signed 197 bills:

- 180* (95 in 2023; 78 in 2024) (91%) of those bills had a chief author from her own party
- 17 (14 in 2023; 3 in 2024) (9%) had a chief author from another party

*Totals are not always the sum of individual years, due to changes made to bill authorship throughout the biennium



Senator Zaynab Mohamed (DFL)

District 63
1st Term

126 bills were introduced by Senator Mohamed:

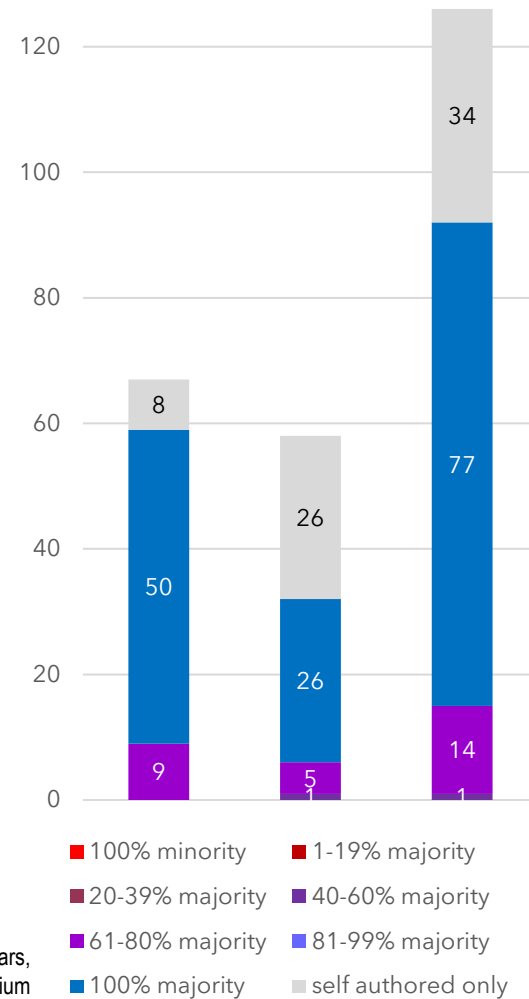
- 34 (8 in 2023; 26 in 2024) (27%) bills were sole-authored
- 77* (50 in 2023; 26 in 2024) (61%) bills had co-authors only from her own party
- 15 (9 in 2023; 6 in 2024) (12%) bills had at least one member of another party

Senator Mohamed co-signed 163 bills:

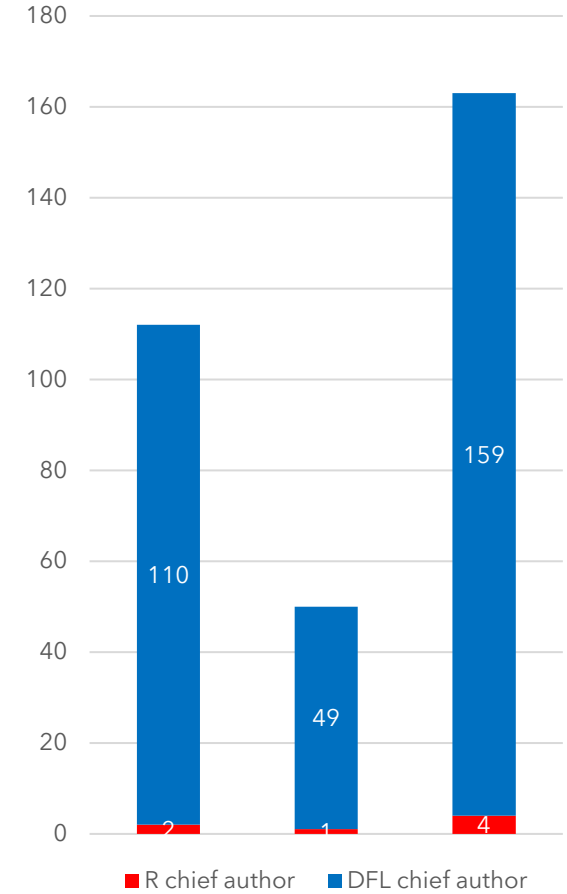
- 159 (110 in 2023; 49 in 2024) (98%) of those bills had a chief author from her own party
- 4* (2 in 2023; 1 in 2024) (2%) had a chief author from another party

*Totals are not always the sum of individual years, due to changes made to bill authorship throughout the biennium

Partisan Makeup of Total Authors on Bills led by this Senator



Party of Chief Author of Bills Co-Authored by this Senator



Senator Kelly Morrison (DFL)

District 45
1st Term

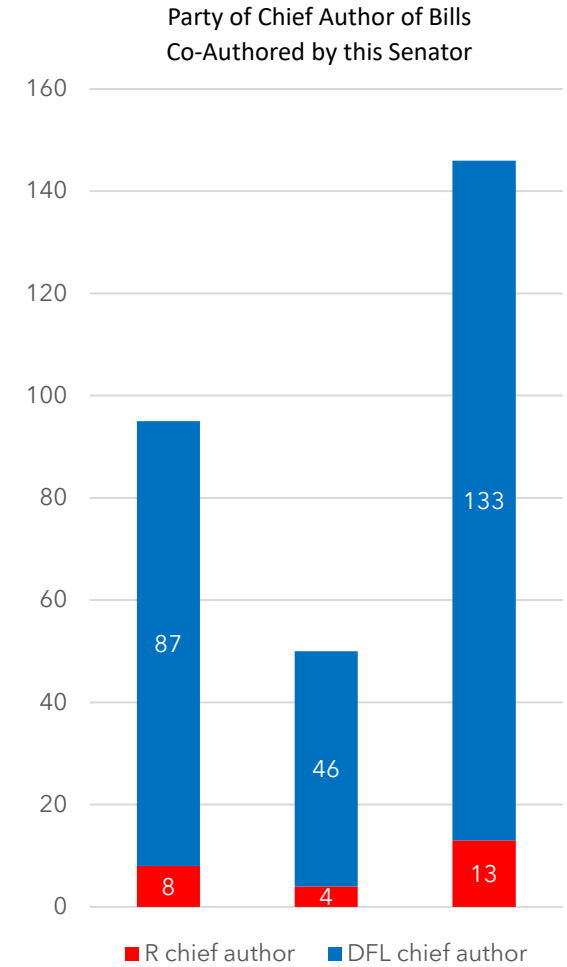
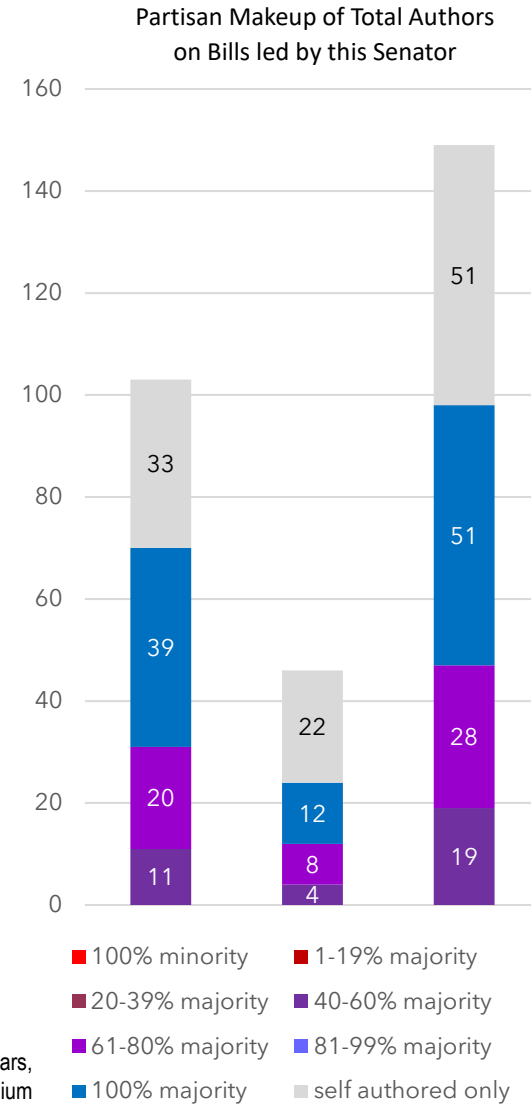
149 bills were introduced by Senator Morrison:

- 51* (33 in 2023; 22 in 2024) (34%) bills were sole-authored
- 51 (39 in 2023; 12 in 2024) (34%) bills had co-authors only from her own party
- 47* (31 in 2023; 12 in 2024) (32%) bills had at least one member of another party

Senator Morrison co-signed 146 bills:

- 133 (87 in 2023; 46 in 2024) (91%) of those bills had a chief author from her own party
- 13* (8 in 2023; 4 in 2024) (9%) had a chief author from another party

*Totals are not always the sum of individual years, due to changes made to bill authorship throughout the biennium



Senator Erin Murphy (DFL)

District 64
2nd Term

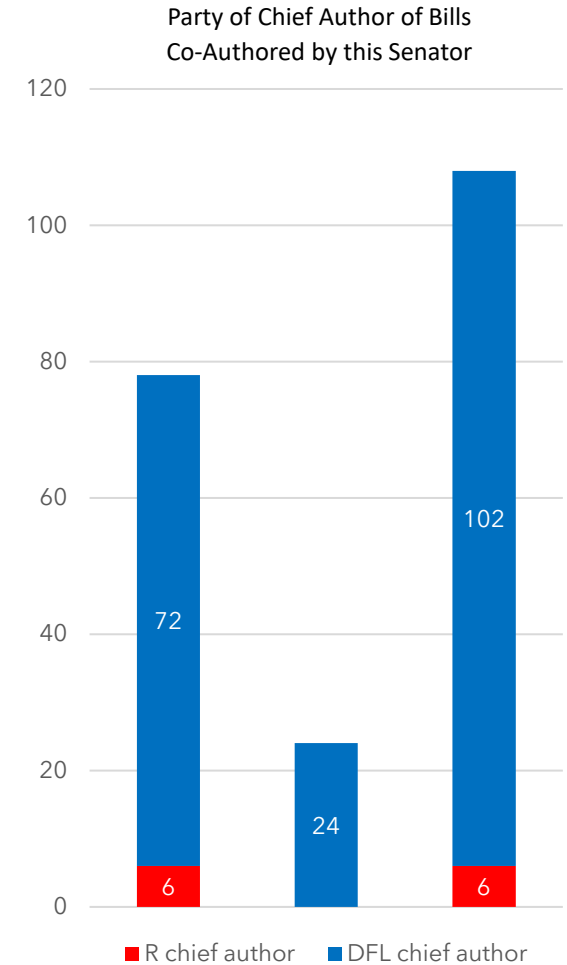
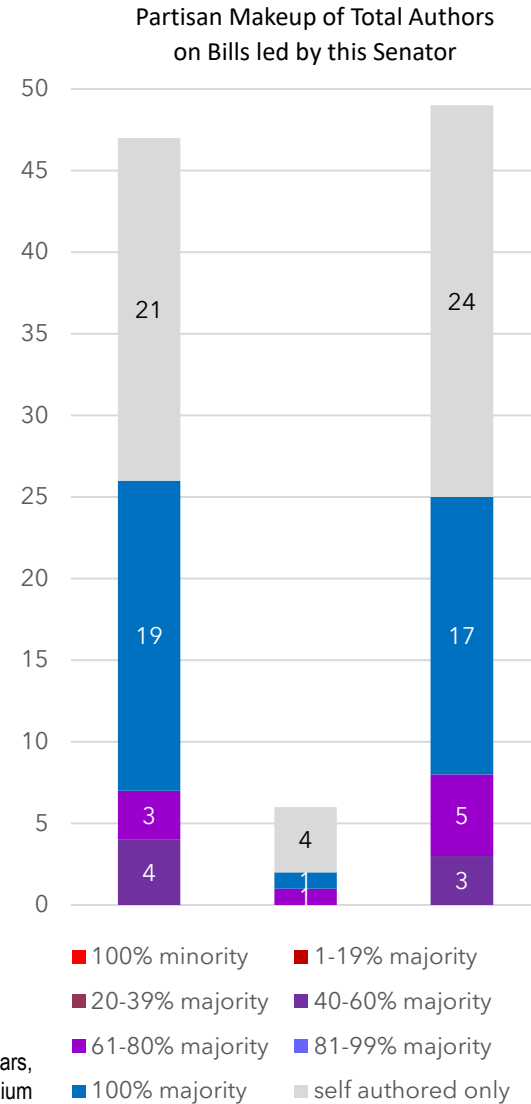
49 bills were introduced by Senator Murphy:

- 24* (21 in 2023; 4 in 2024) (49%) bills were sole-authored
- 17* (19 in 2023; 1 in 2024) (35%) bills had co-authors only from her own party
- 8 (7 in 2023; 1 in 2024) (16%) bills had at least one member of another party

Senator Murphy co-signed 108 bills:

- 102* (72 in 2023; 24 in 2024) (94%) of those bills had a chief author from her own party
- 6 (6 in 2023; 0 in 2024) (6%) had a chief author from another party

*Totals are not always the sum of individual years, due to changes made to bill authorship throughout the biennium



Senator Carla Nelson (R)

District 24
5th Term

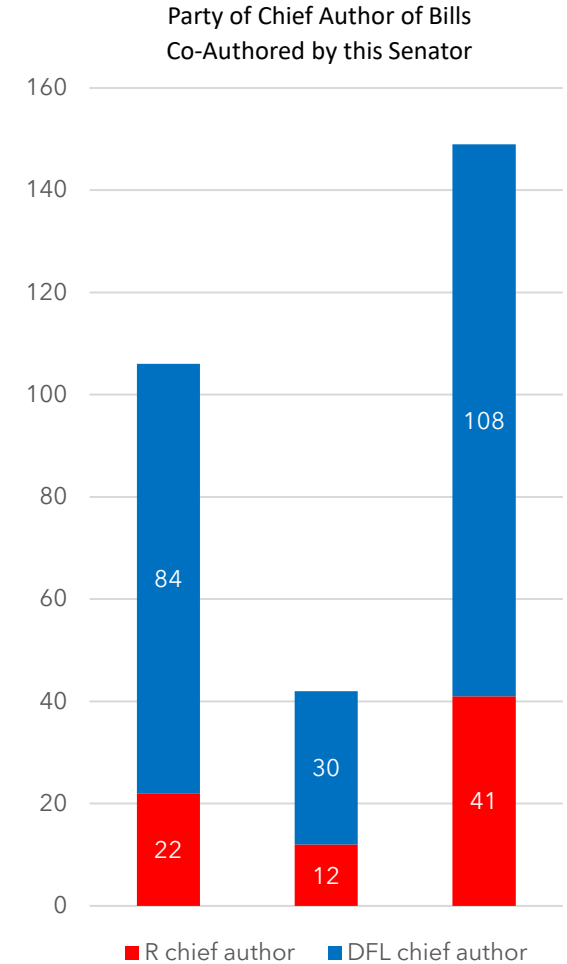
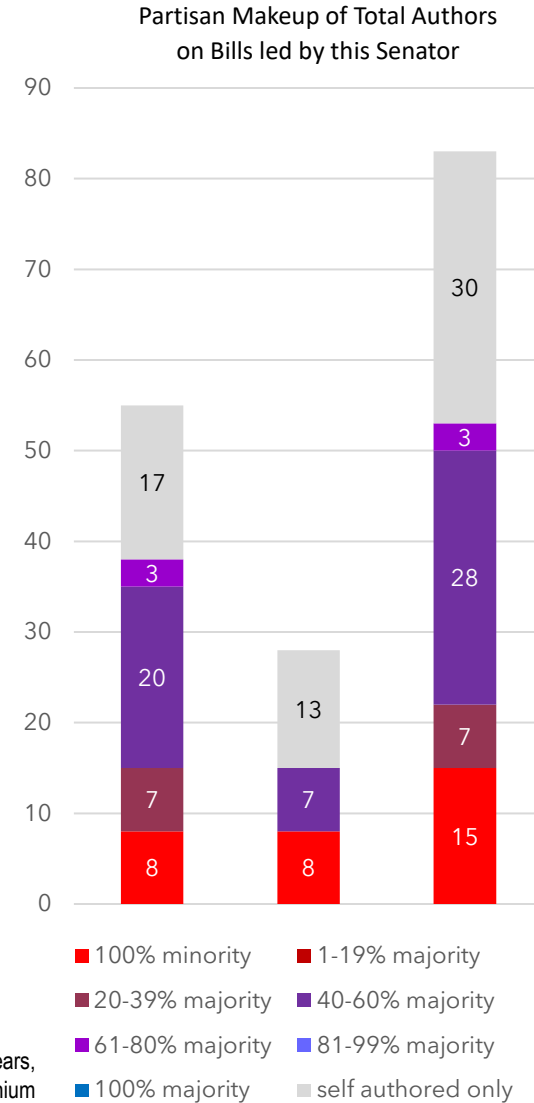
83 bills were introduced by Senator Nelson:

- 30 (17 in 2023; 13 in 2024) (36%) bills were sole-authored
- 15* (8 in 2023; 8 in 2024) (18%) bills had co-authors only from her own party
- 38* (30 in 2023; 7 in 2024) (46%) bills had at least one member of another party

Senator Nelson co-signed 149 bills:

- 41* (22 in 2023; 12 in 2024) (28%) of those bills had a chief author from her own party
- 108* (84 in 2023; 30 in 2024) (72%) had a chief author from another party

*Totals are not always the sum of individual years, due to changes made to bill authorship throughout the biennium



Senator Clare Oumou Verbeten (DFL)

District 66
1st Term

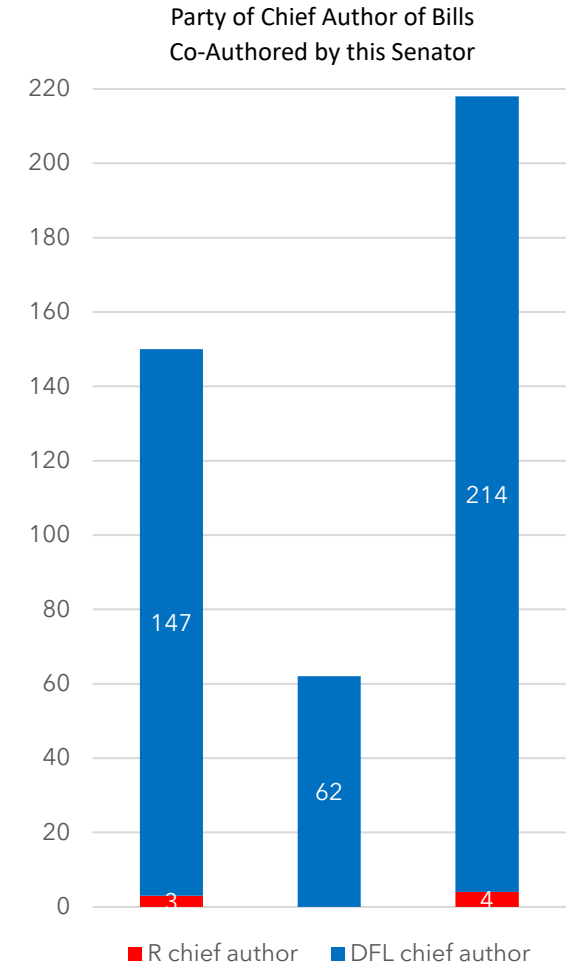
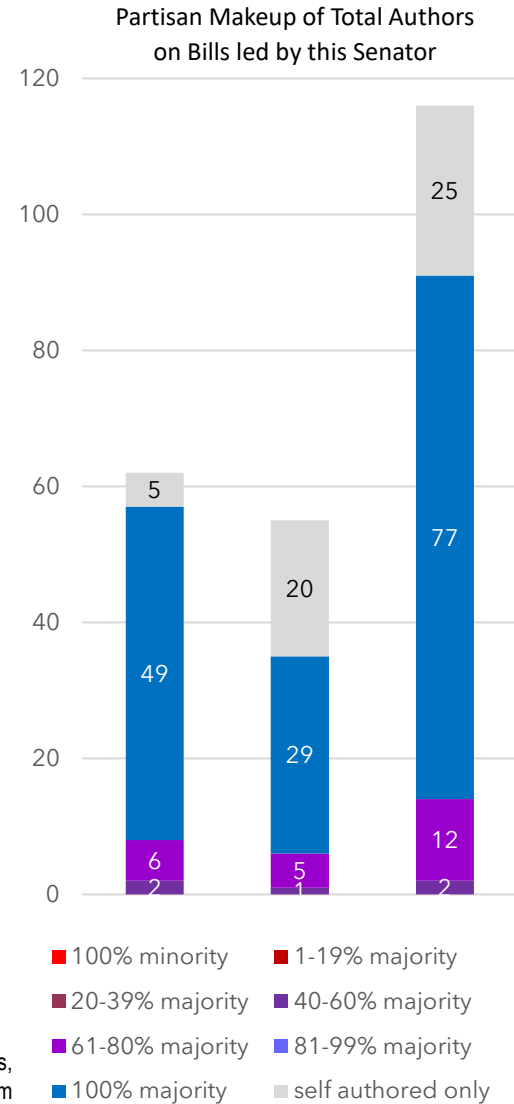
116 bills were introduced by Senator Oumou Verbeten:

- 25 (5 in 2023; 20 in 2024) (22%) bills were sole-authored
- 77* (49 in 2023; 29 in 2024) (66%) bills had co-authors only from her own party
- 14 (8 in 2023; 6 in 2024) (12%) bills had at least one member of another party

Senator Oumou Verbeten co-signed 218 bills:

- 214* (147 in 2023; 62 in 2024) (98%) of those bills had a chief author from her own party
- 4* (3 in 2023; 0 in 2024) (2%) had a chief author from another party

*Totals are not always the sum of individual years, due to changes made to bill authorship throughout the biennium



Senator Sandra Pappas (DFL)

District 65
11th Term

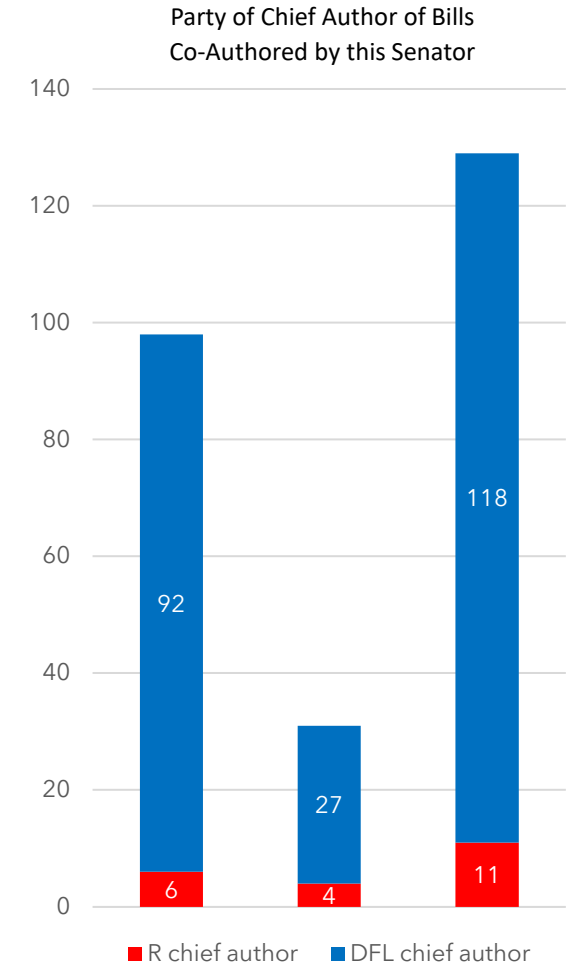
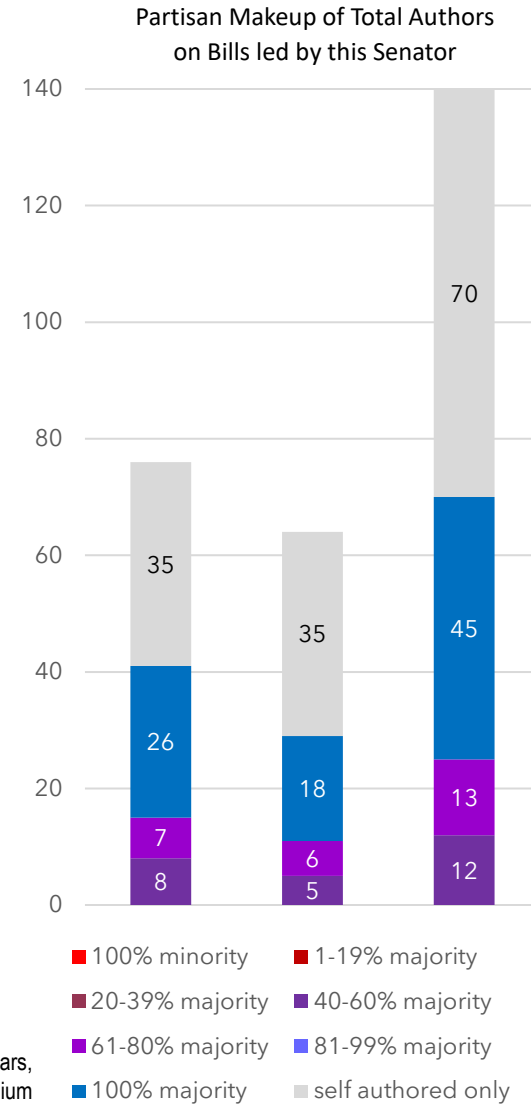
140 bills were introduced by Senator Pappas:

- 70 (35 in 2023; 35 in 2024) (50%) bills were sole-authored
- 45* (26 in 2023; 18 in 2024) (32%) bills had co-authors only from her own party
- 25* (15 in 2023; 11 in 2024) (18%) bills had at least one member of another party

Senator Pappas co-signed 129 bills:

- 118* (92 in 2023; 27 in 2024) (91%) of those bills had a chief author from her own party
- 11* (6 in 2023; 4 in 2024) (9%) had a chief author from another party

*Totals are not always the sum of individual years, due to changes made to bill authorship throughout the biennium



Senator Susan Pha (DFL)

District 38
1st Term

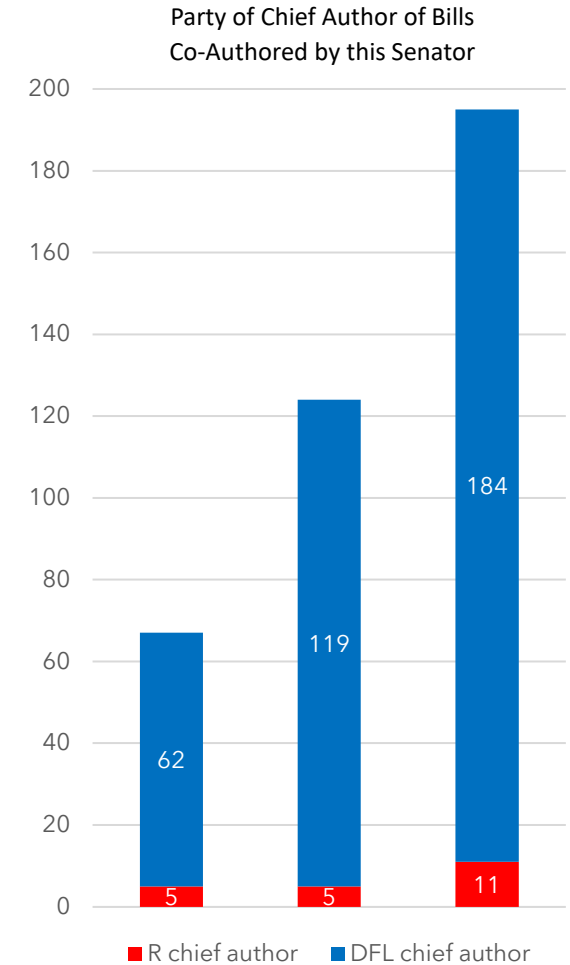
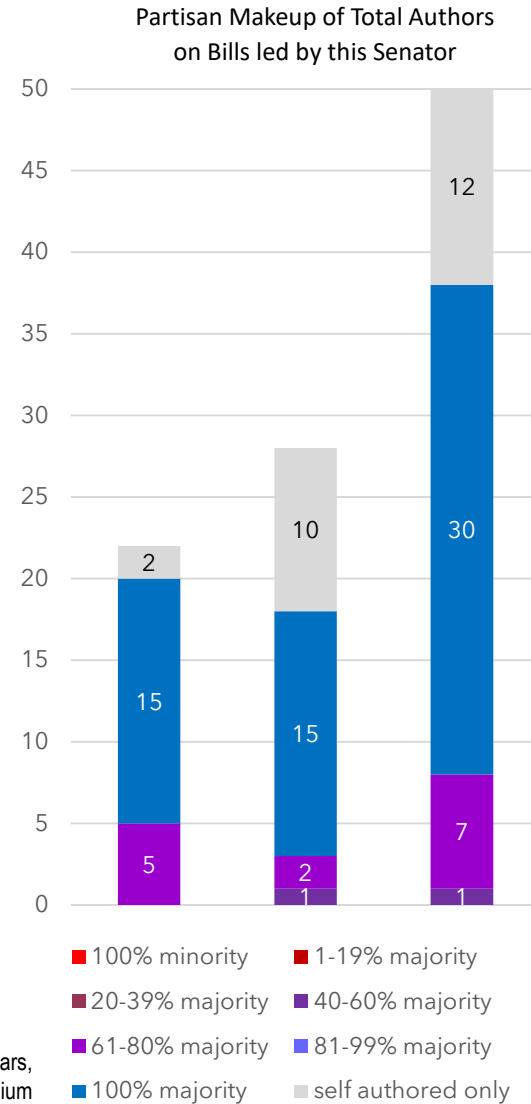
50 bills were introduced by Senator Pha:

- 12 (2 in 2023; 10 in 2024) (24%) bills were sole-authored
- 30 (15 in 2023; 15 in 2024) (60%) bills had co-authors only from her own party
- 8 (5 in 2023; 3 in 2024) (16%) bills had at least one member of another party

Senator Pha co-signed 195 bills:

- 184* (62 in 2023; 119 in 2024) (94%) of those bills had a chief author from her own party
- 11* (5 in 2023; 5 in 2024) (6%) had a chief author from another party

*Totals are not always the sum of individual years, due to changes made to bill authorship throughout the biennium



Senator Lindsey Port (DFL)

District 55
2nd Term

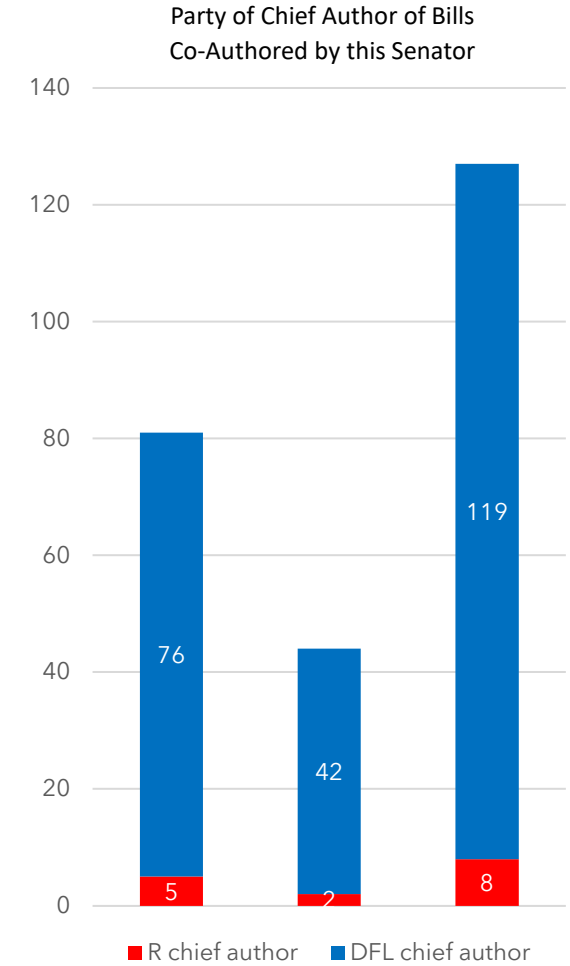
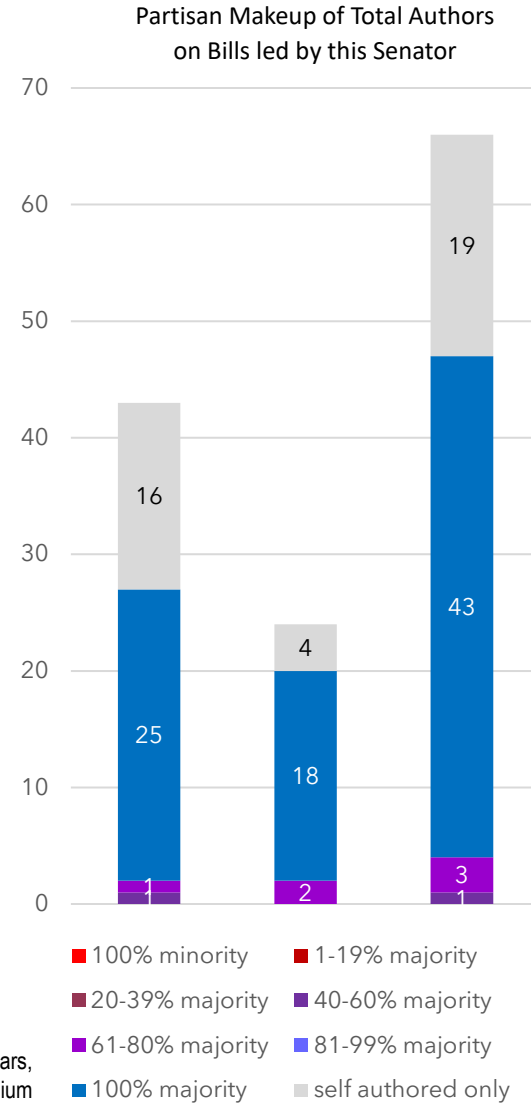
66 bills were introduced by Senator Port:

- 19* (16 in 2023; 4 in 2024) (29%) bills were sole-authored
- 43 (25 in 2023; 18 in 2024) (65%) bills had co-authors only from her own party
- 4 (2 in 2023; 2 in 2024) (6%) bills had at least one member of another party

Senator Port co-signed 127 bills:

- 119* (76 in 2023; 42 in 2024) (94%) of those bills had a chief author from her own party
- 8* (5 in 2023; 2 in 2024) (6%) had a chief author from another party

*Totals are not always the sum of individual years, due to changes made to bill authorship throughout the biennium



Senator Eric Pratt (R)

District 54
4th Term

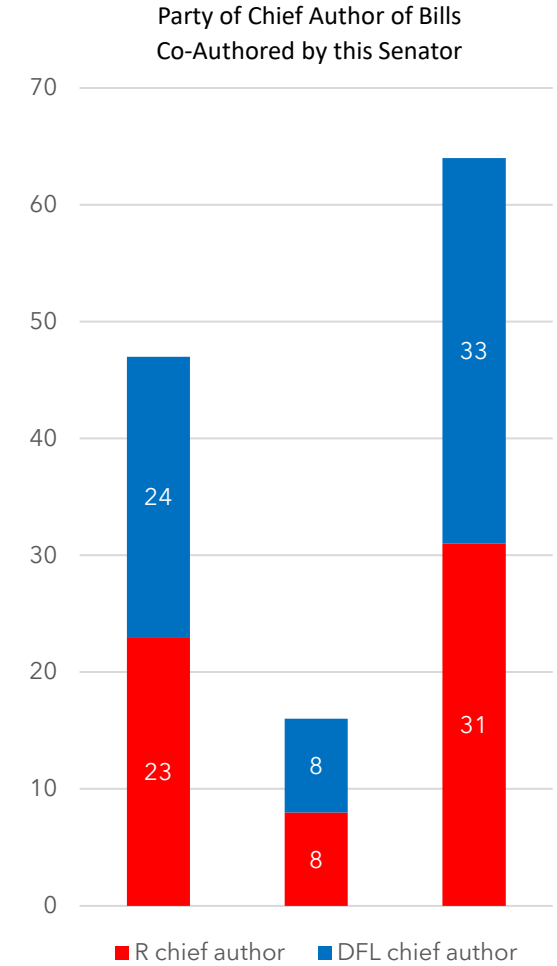
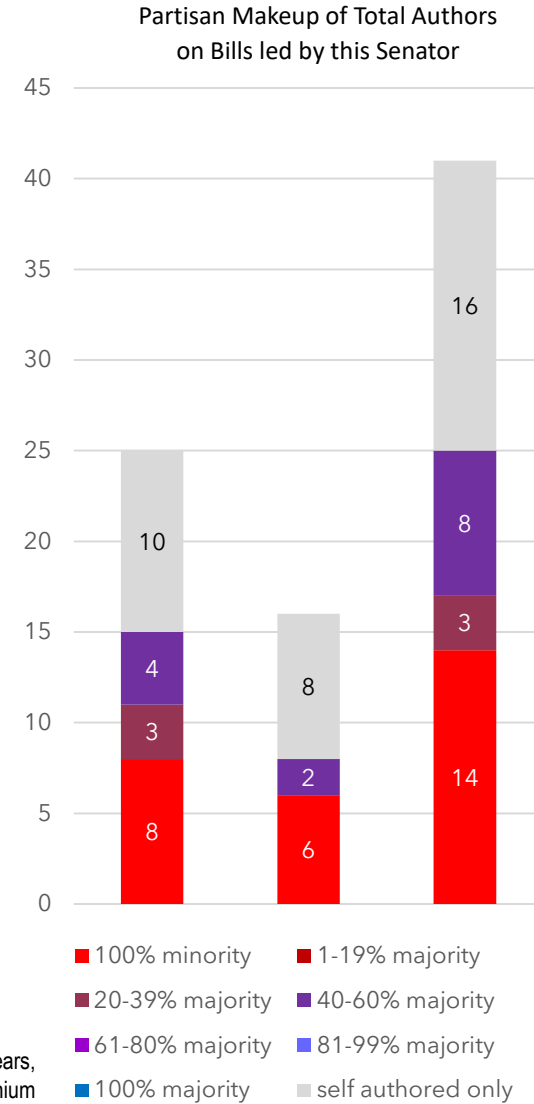
41 bills were introduced by Senator Pratt:

- 16* (10 in 2023; 8 in 2024) (39%) bills were sole-authored
- 14 (8 in 2023; 6 in 2024) (34%) bills had co-authors only from his own party
- 11* (7 in 2023; 2 in 2024) (27%) bills had at least one member of another party

Senator Pratt co-signed 64 bills:

- 31 (23 in 2023; 8 in 2024) (48%) of those bills had a chief author from his own party
- 33* (24 in 2023; 8 in 2024) (52%) had a chief author from another party

*Totals are not always the sum of individual years, due to changes made to bill authorship throughout the biennium



Senator Aric Putnam (DFL)

District 14
2nd Term

142 bills were introduced by Senator Putnam:

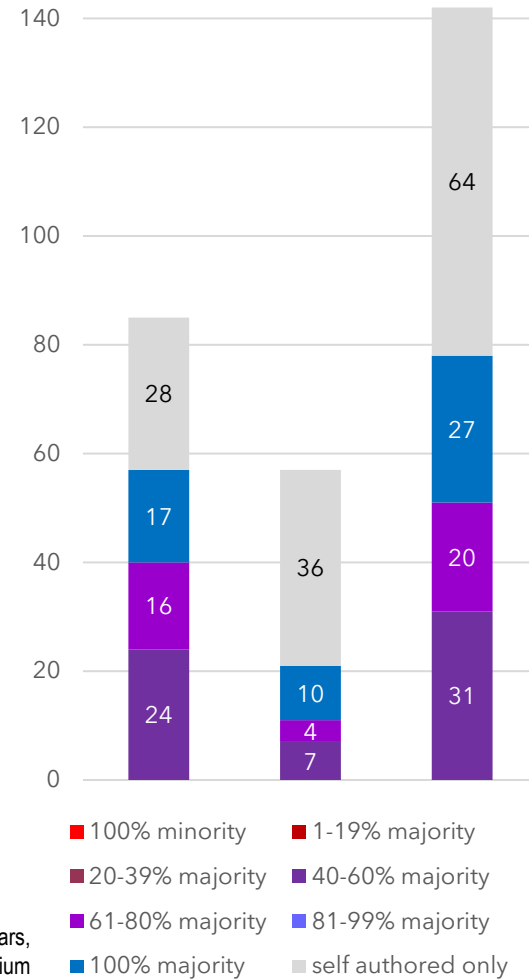
- 64 (28 in 2023; 36 in 2024) (45%) bills were sole-authored
- 27 (17 in 2023; 10 in 2024) (19%) bills had co-authors only from his own party
- 51 (40 in 2023; 11 in 2024) (36%) bills had at least one member of another party

Senator Putnam co-signed 156 bills:

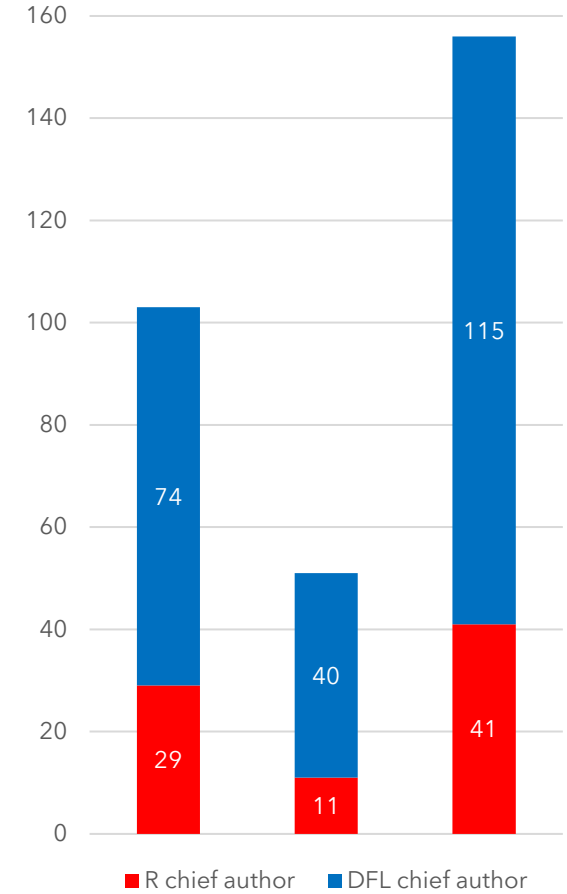
- 115* (74 in 2023; 40 in 2024) (74%) of those bills had a chief author from his own party
- 41* (29 in 2023; 11 in 2024) (26%) had a chief author from another party

*Totals are not always the sum of individual years, due to changes made to bill authorship throughout the biennium

Partisan Makeup of Total Authors on Bills led by this Senator



Party of Chief Author of Bills Co-Authored by this Senator



Senator Jason Rarick (R)

District 11
3rd Term

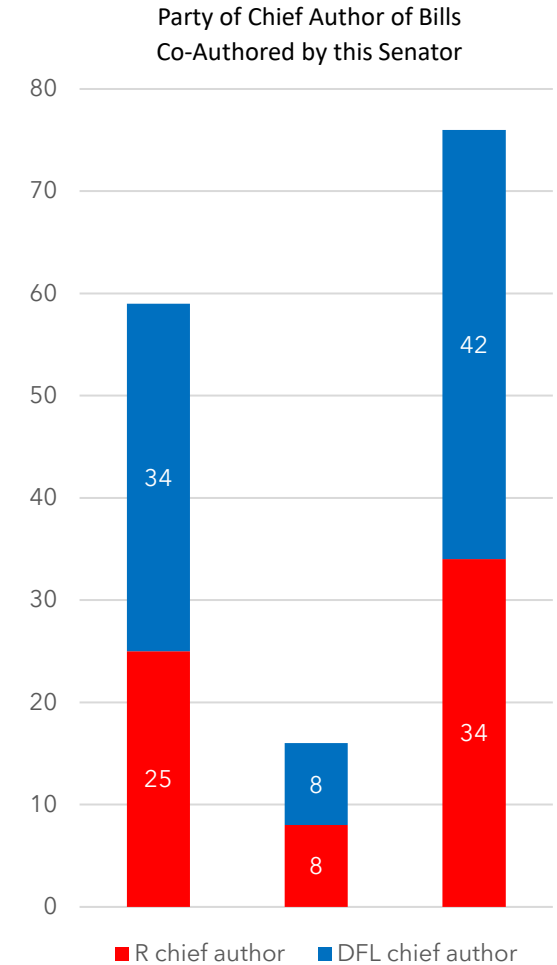
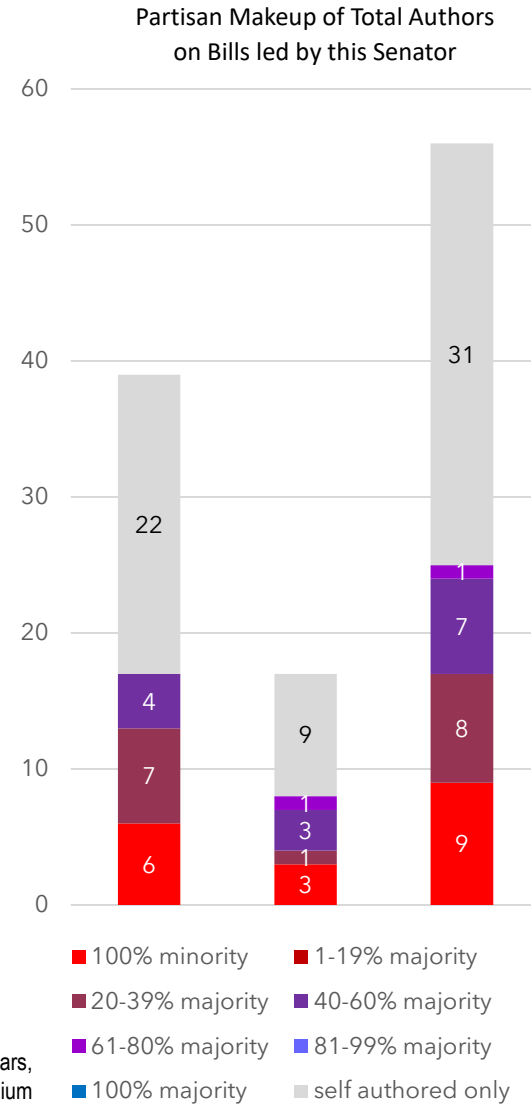
56 bills were introduced by Senator Rarick:

- 31 (22 in 2023; 9 in 2024) (55%) bills were sole-authored
- 9 (6 in 2023; 3 in 2024) (16%) bills had co-authors only from his own party
- 16 (11 in 2023; 5 in 2024) (29%) bills had at least one member of another party

Senator Rarick co-signed 76 bills:

- 34* (25 in 2023; 8 in 2024) (45%) of those bills had a chief author from his own party
- 42 (34 in 2023; 8 in 2024) (55%) had a chief author from another party

*Totals are not always the sum of individual years, due to changes made to bill authorship throughout the biennium



Senator Jordan Rasmusson (R)

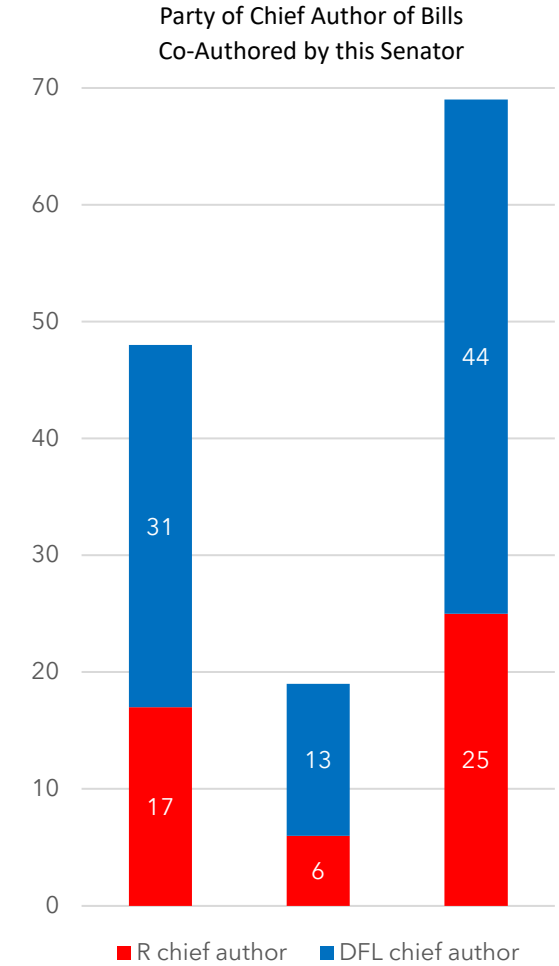
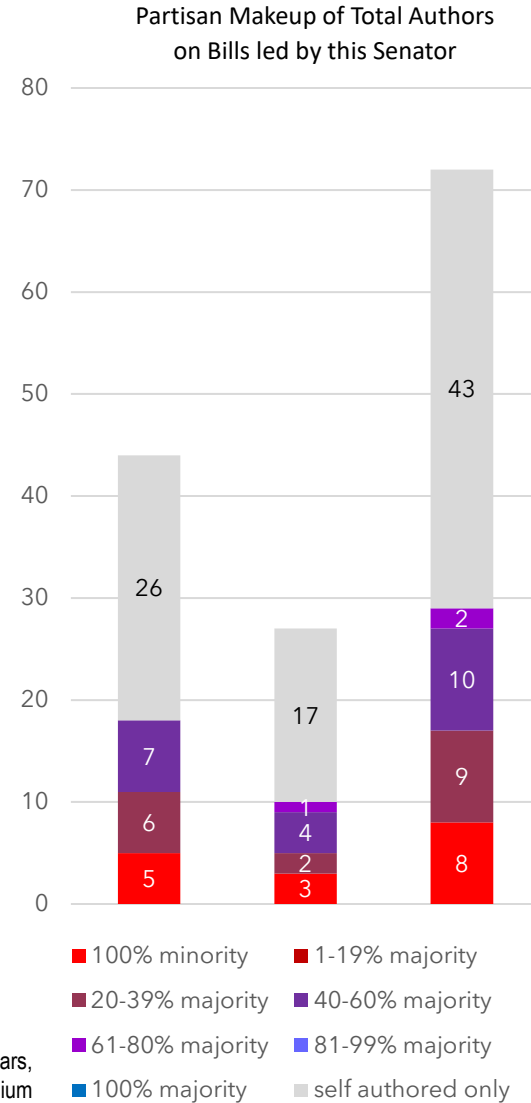
District 09
1st Term

72 bills were introduced by Senator Rasmusson:

- 43 (26 in 2023; 17 in 2024) (60%) bills were sole-authored
- 8 (5 in 2023; 3 in 2024) (11%) bills had co-authors only from his own party
- 21* (13 in 2023; 7 in 2024) (29%) bills had at least one member of another party

Senator Rasmusson co-signed 69 bills:

- 25* (17 in 2023; 6 in 2024) (36%) of those bills had a chief author from his own party
- 44 (31 in 2023; 13 in 2024) (64%) had a chief author from another party



*Totals are not always the sum of individual years, due to changes made to bill authorship throughout the biennium

Senator Ann Rest (DFL)

District 43
8th Term

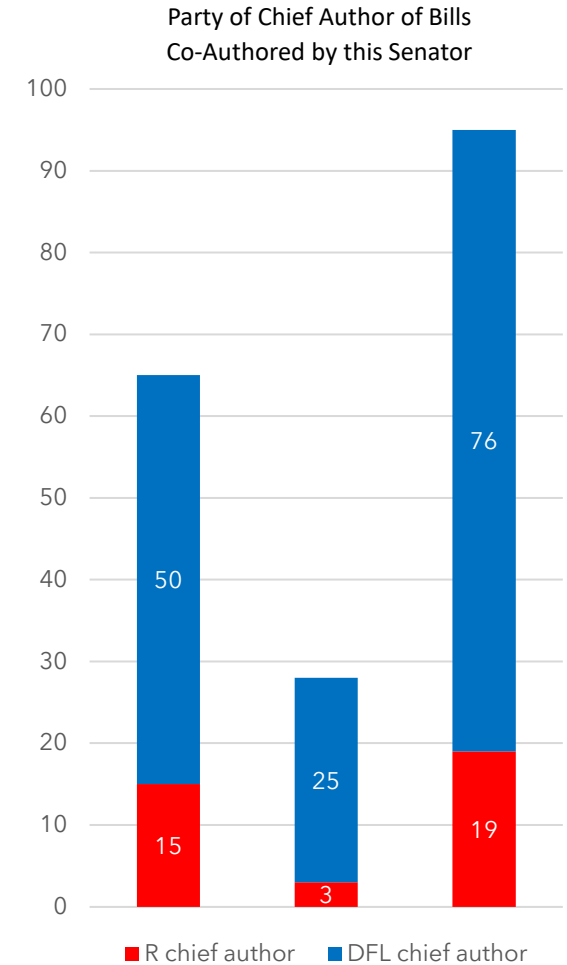
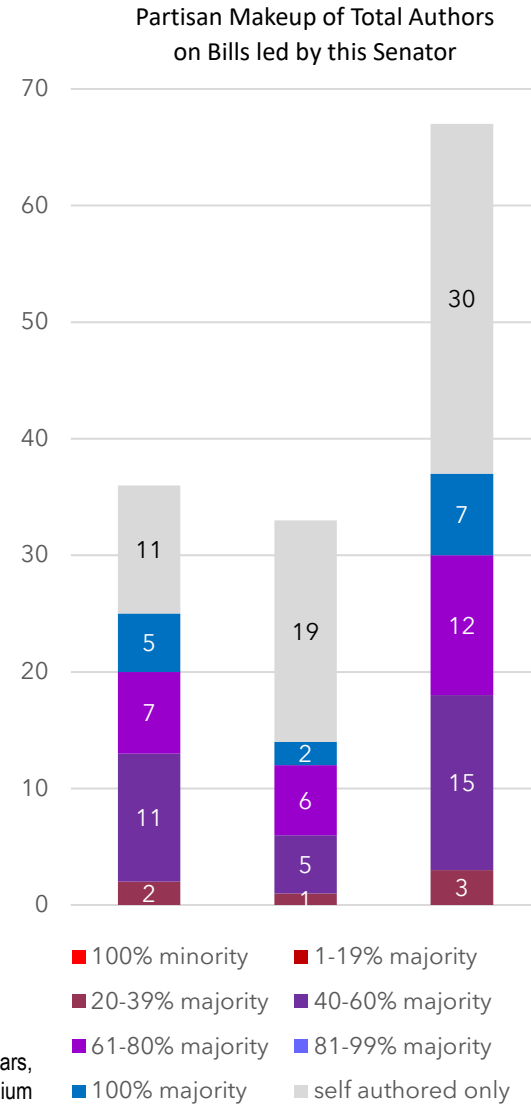
67 bills were introduced by Senator Rest:

- 30 (11 in 2023; 19 in 2024) (45%) bills were sole-authored
- 7 (5 in 2023; 2 in 2024) (10%) bills had co-authors only from her own party
- 30* (20 in 2023; 12 in 2024) (45%) bills had at least one member of another party

Senator Rest co-signed 95 bills:

- 76* (50 in 2023; 25 in 2024) (80%) of those bills had a chief author from her own party
- 19* (15 in 2023; 3 in 2024) (20%) had a chief author from another party

*Totals are not always the sum of individual years, due to changes made to bill authorship throughout the biennium



Senator Judy Seeberger (DFL)

District 41
1st Term

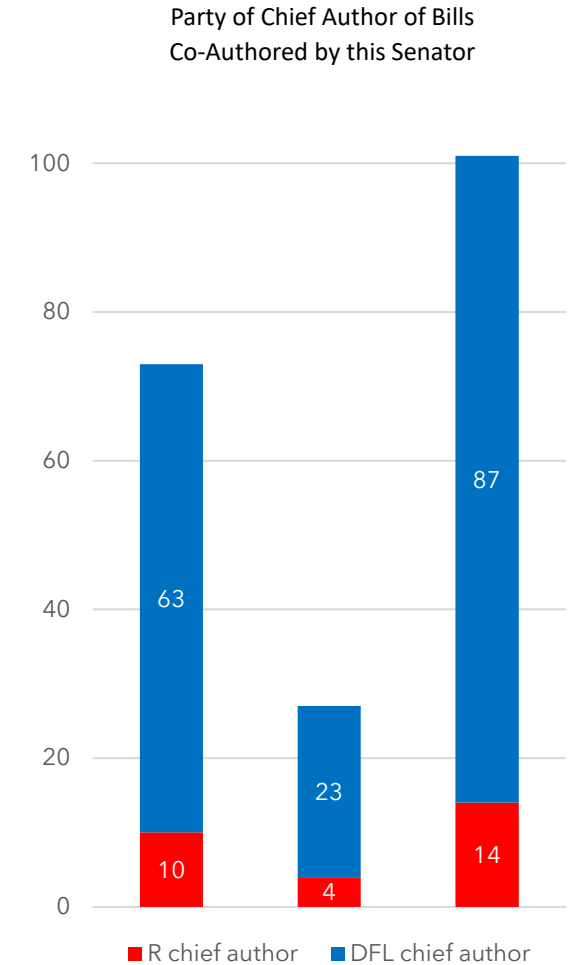
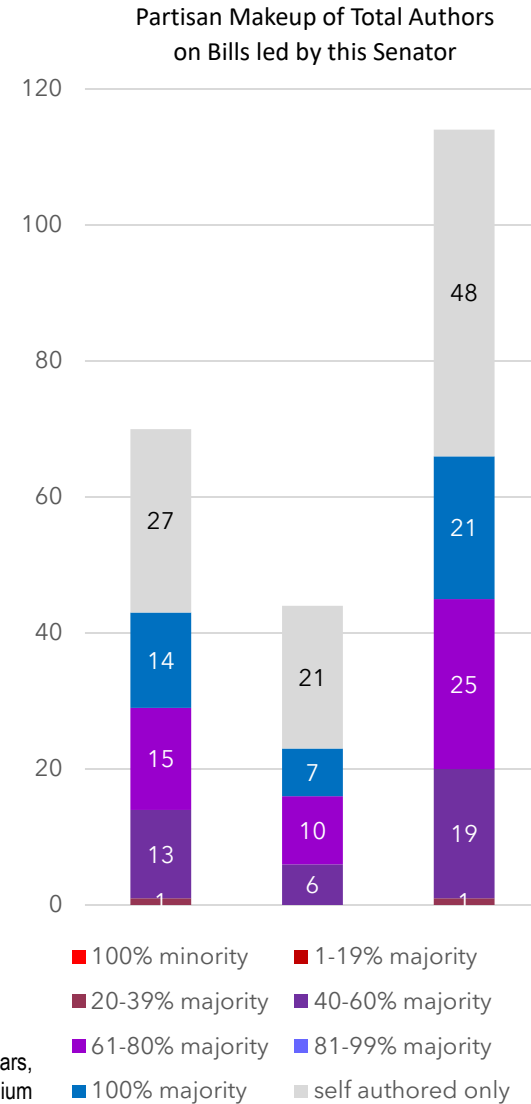
114 bills were introduced by Senator Seeberger:

- 48 (27 in 2023; 21 in 2024) (42%) bills were sole-authored
- 21 (14 in 2023; 7 in 2024) (18%) bills had co-authors only from her own party
- 45 (29 in 2023; 16 in 2024) (39%) bills had at least one member of another party

Senator Seeberger co-signed 101 bills:

- 87* (63 in 2023; 23 in 2024) (86%) of those bills had a chief author from her own party
- 14 (10 in 2023; 4 in 2024) (14%) had a chief author from another party

*Totals are not always the sum of individual years, due to changes made to bill authorship throughout the biennium



Senator Paul Utke (R)

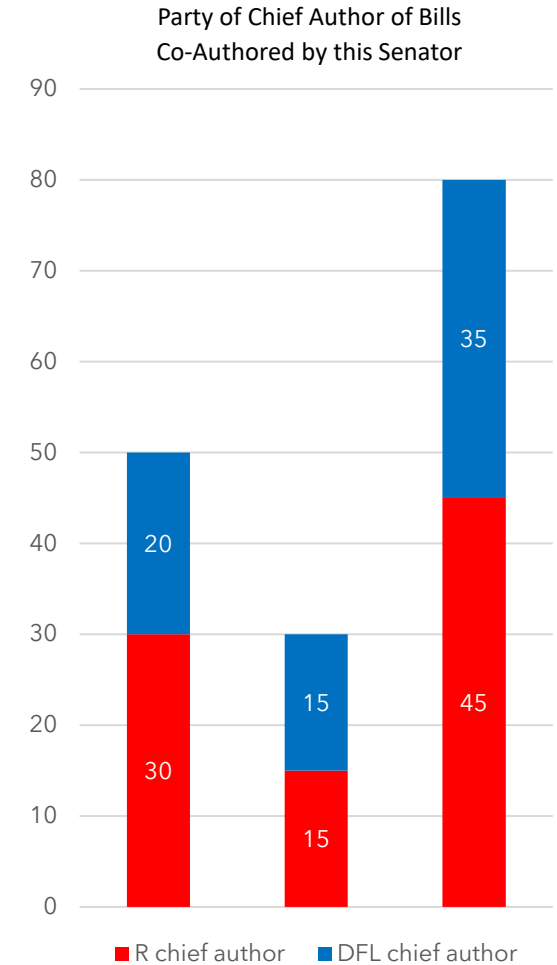
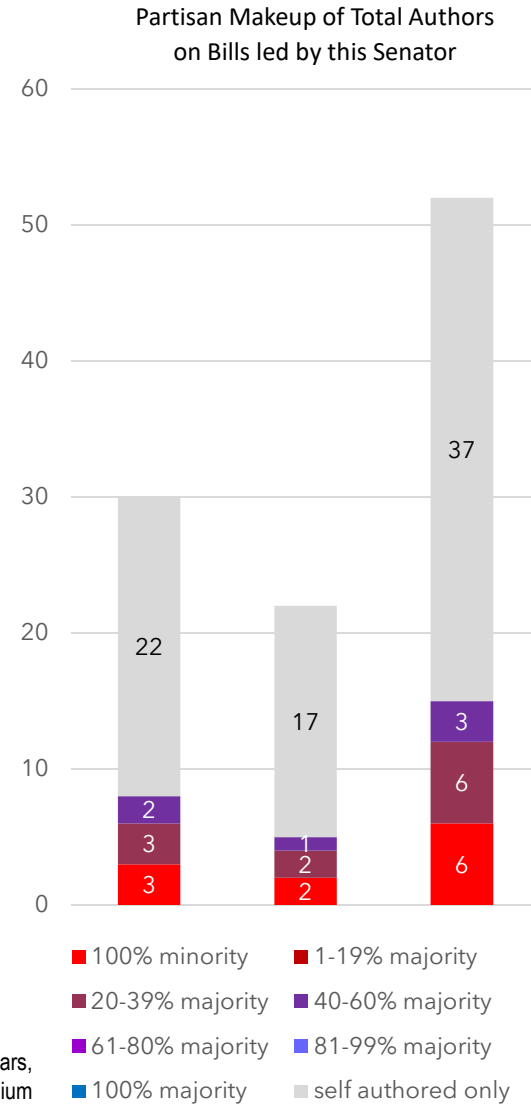
District 05
3rd Term

52 bills were introduced by Senator Utke:

- 37* (27 in 2023; 17 in 2024) (71%) bills were sole-authored
- 6* (3 in 2023; 2 in 2024) (12%) bills had co-authors only from his own party
- 9* (5 in 2023; 3 in 2024) (17%) bills had at least one member of another party

Senator Utke co-signed 80 bills:

- 45 (30 in 2023; 15 in 2024) (56%) of those bills had a chief author from his own party
- 35 (20 in 2023; 15 in 2024) (44%) had a chief author from another party



*Totals are not always the sum of individual years, due to changes made to bill authorship throughout the biennium

Senator Bill Weber (R)

District 21
4th Term

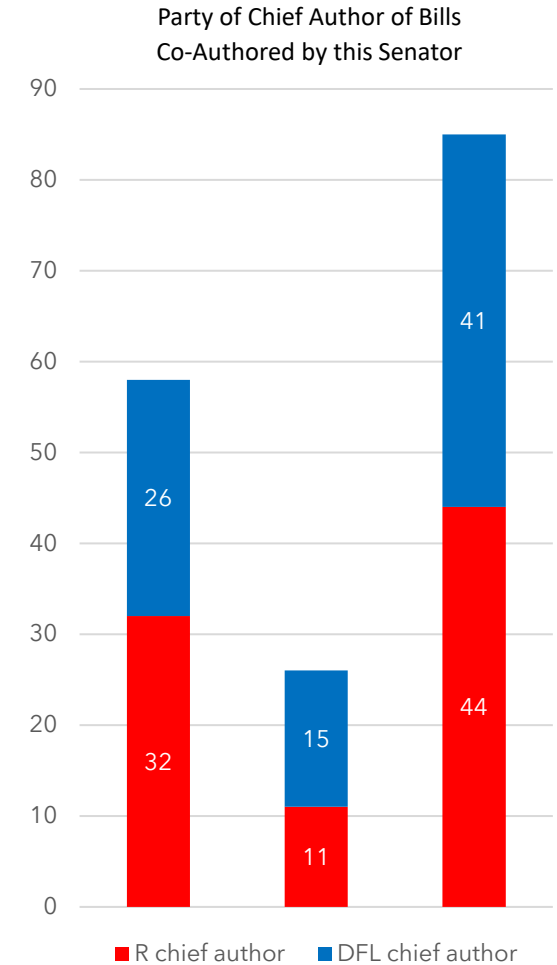
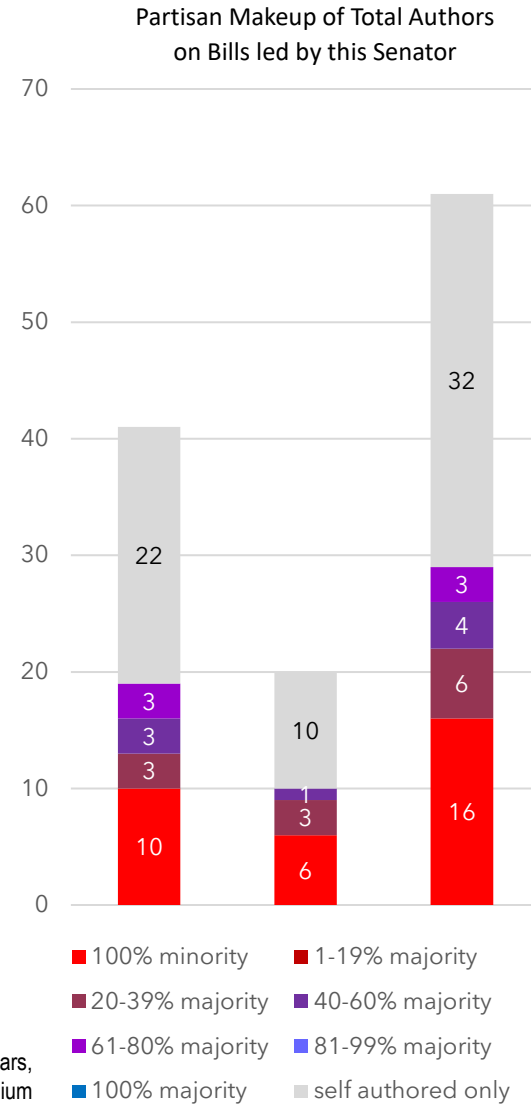
61 bills were introduced by Senator Weber:

- 32 (22 in 2023; 10 in 2024) (52%) bills were sole-authored
- 16 (10 in 2023; 6 in 2024) (26%) bills had co-authors only from his own party
- 13 (9 in 2023; 4 in 2024) (21%) bills had at least one member of another party

Senator Weber co-signed 85 bills:

- 44* (32 in 2023; 11 in 2024) (52%) of those bills had a chief author from his own party
- 41 (26 in 2023; 15 in 2024) (48%) had a chief author from another party

*Totals are not always the sum of individual years, due to changes made to bill authorship throughout the biennium



Senator Nathan Wesenberg (R)

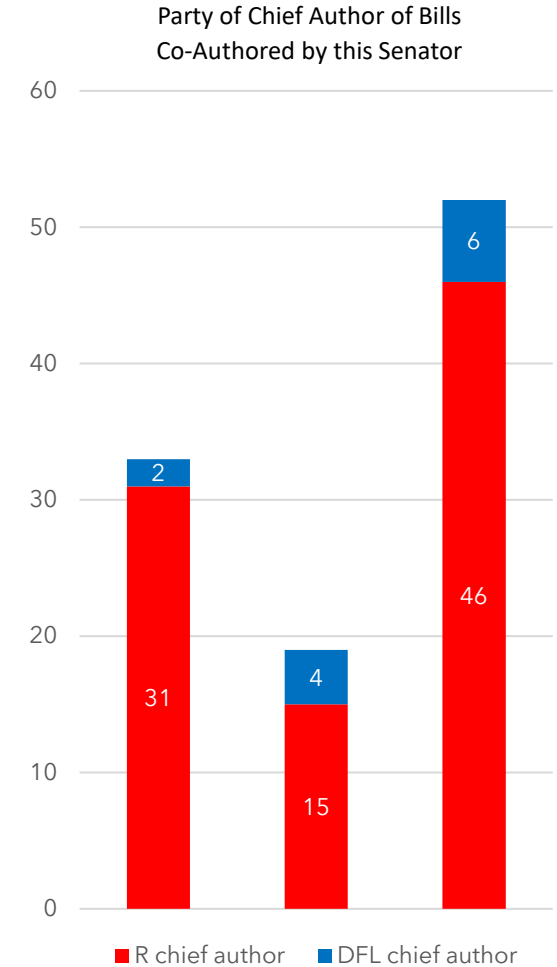
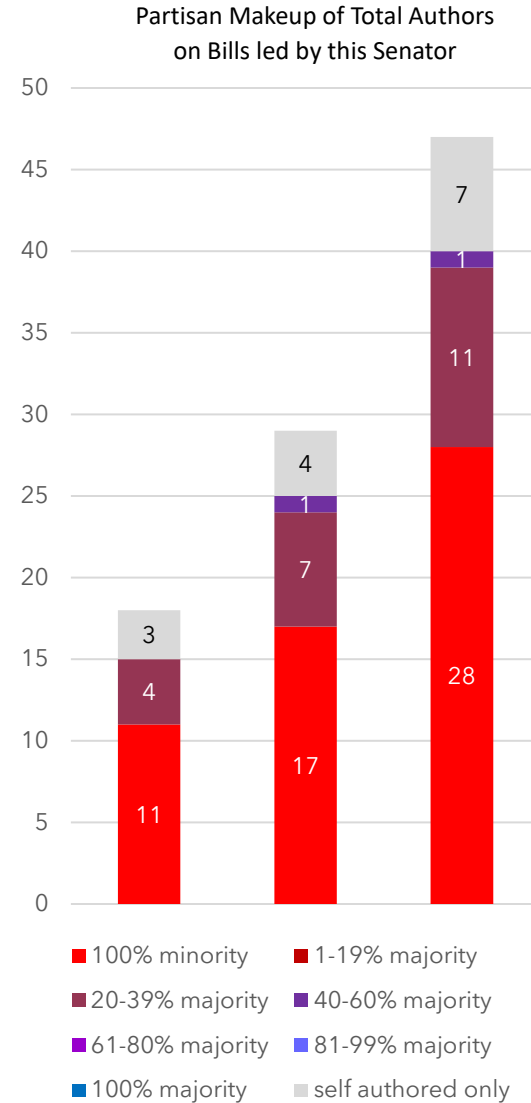
District 10
1st Term

47 bills were introduced by Senator Wesenberg:

- 7 (3 in 2023; 4 in 2024) (15%) bills were sole-authored
- 28 (11 in 2023; 17 in 2024) (60%) bills had co-authors only from his own party
- 12 (4 in 2023; 8 in 2024) (25%) bills had at least one member of another party

Senator Wesenberg co-signed 52 bills:

- 46 (31 in 2023; 15 in 2024) (88%) of those bills had a chief author from his own party
- 6 (2 in 2023; 4 in 2024) (12%) had a chief author from another party



Senator Bonnie Westlin (DFL)

District 42
1st Term

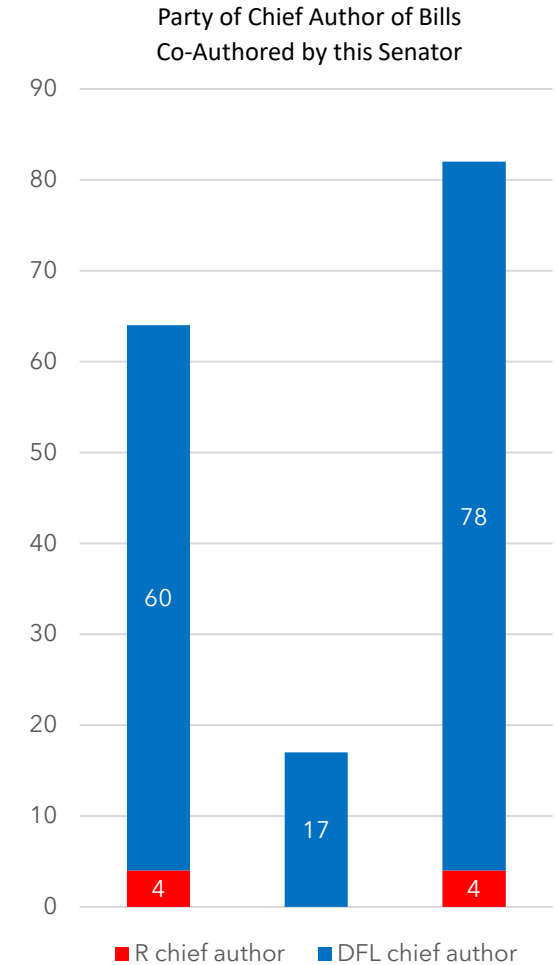
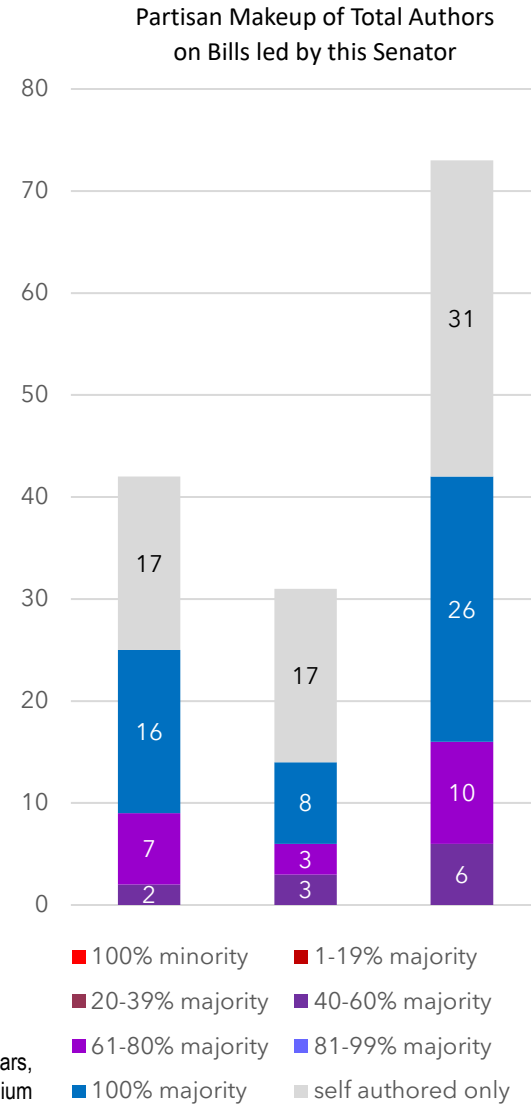
73 bills were introduced by Senator Westlin:

- 31* (17 in 2023; 17 in 2024) (42%) bills were sole-authored
- 26* (16 in 2023; 8 in 2024) (36%) bills had co-authors only from her own party
- 16* (9 in 2023; 6 in 2024) (22%) bills had at least one member of another party

Senator Westlin co-signed 82 bills:

- 78* (60 in 2023; 17 in 2024) (95%) of those bills had a chief author from her own party
- 4 (4 in 2023; 0 in 2024) (5%) had a chief author from another party

*Totals are not always the sum of individual years, due to changes made to bill authorship throughout the biennium



Senator Torrey Westrom (R)

District 12
4th Term

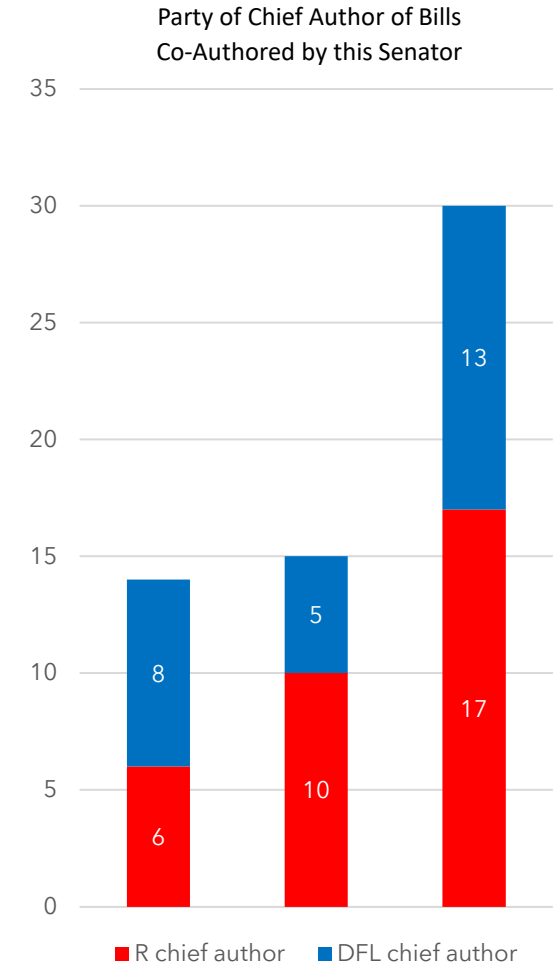
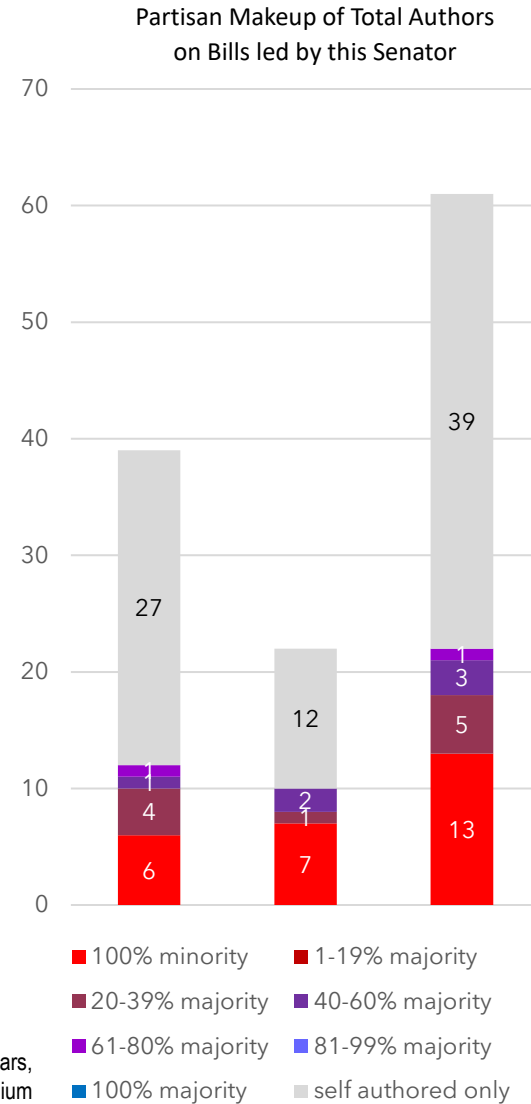
61 bills were introduced by Senator Westrom:

- 39 (27 in 2023; 12 in 2024) (64%) bills were sole-authored
- 13 (6 in 2023; 7 in 2024) (21%) bills had co-authors only from his own party
- 9 (6 in 2023; 3 in 2024) (15%) bills had at least one member of another party

Senator Westrom co-signed 30 bills:

- 17* (6 in 2023; 10 in 2024) (57%) of those bills had a chief author from his own party
- 13 (8 in 2023; 5 in 2024) (43%) had a chief author from another party

*Totals are not always the sum of individual years, due to changes made to bill authorship throughout the biennium



Senator Melissa Wiklund (DFL)

District 51
4th Term

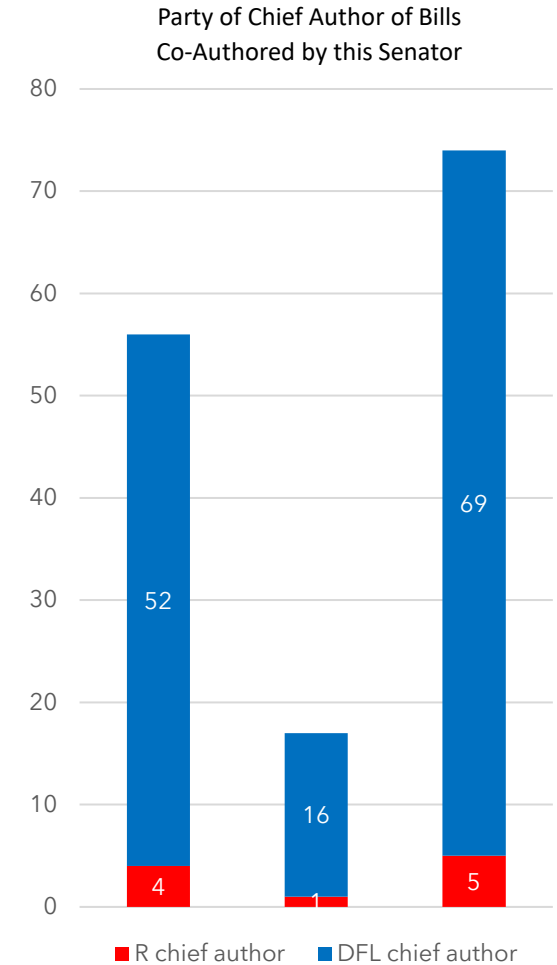
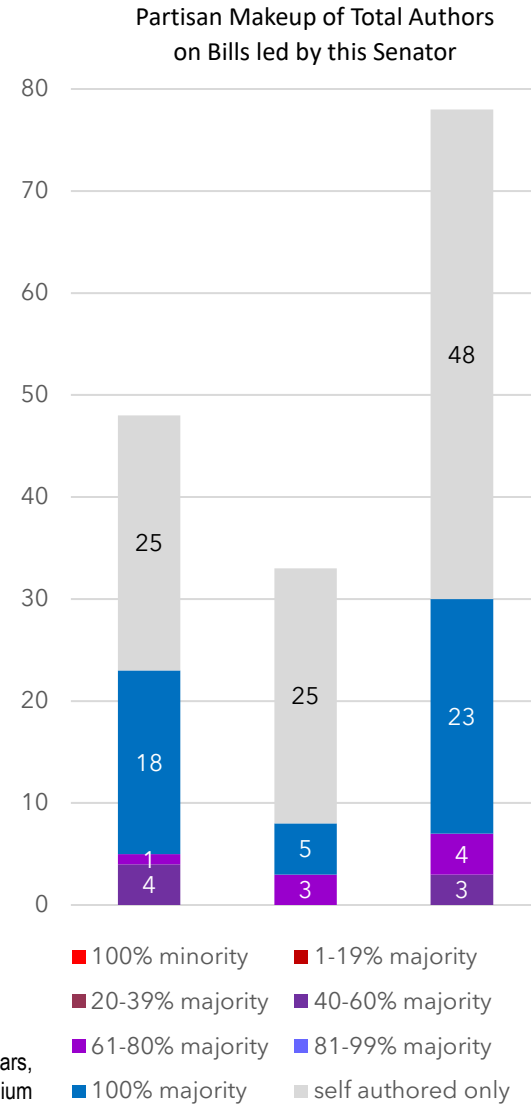
78 bills were introduced by Senator Wiklund:

- 48* (25 in 2023; 25 in 2024) (62%) bills were sole-authored
- 23 (18 in 2023; 5 in 2024) (29%) bills had co-authors only from her own party
- 7* (5 in 2023; 3 in 2024) (9%) bills had at least one member of another party

Senator Wiklund co-signed 74 bills:

- 69* (52 in 2023; 16 in 2024) (93%) of those bills had a chief author from her own party
- 5 (4 in 2023; 1 in 2024) (7%) had a chief author from another party

*Totals are not always the sum of individual years, due to changes made to bill authorship throughout the biennium



Senator Tou Xiong (DFL)

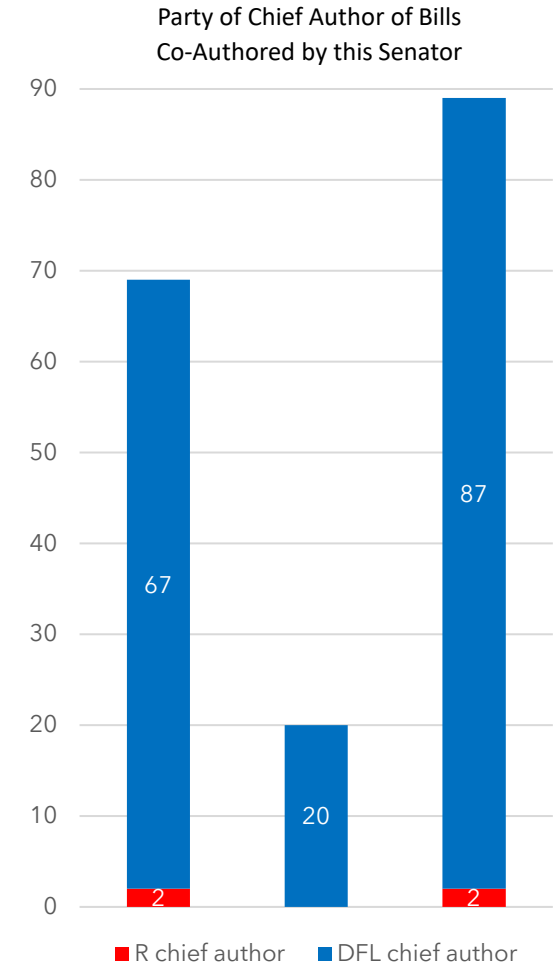
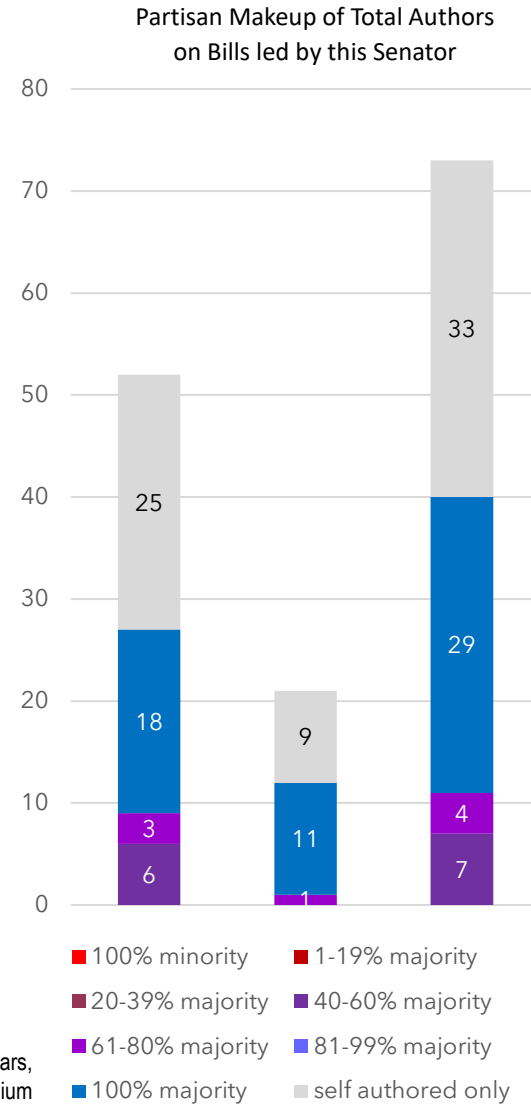
District 44
1st Term

73 bills were introduced by Senator Xiong:

- 33* (25 in 2023; 9 in 2024) (45%) bills were sole-authored
- 29 (18 in 2023; 11 in 2024) (40%) bills had co-authors only from his own party
- 11* (9 in 2023; 1 in 2024) (15%) bills had at least one member of another party

Senator Xiong co-signed 89 bills:

- 87 (67 in 2023; 20 in 2024) (98%) of those bills had a chief author from his own party
- 2 (2 in 2023; 0 in 2024) (2%) had a chief author from another party



*Totals are not always the sum of individual years, due to changes made to bill authorship throughout the biennium

The image shows the interior of the U.S. House of Representatives chamber. Two large, dark, fluted columns stand in the foreground, supporting the high ceiling. A marble balustrade with decorative balusters runs across the middle ground. In the background, there are arched niches containing statues, and a large mural is visible on the upper wall. The floor is made of light-colored marble tiles. The text "House of Representatives" is overlaid in large white font across the center of the image.

House of Representatives

Representative Patty Acomb (DFL)

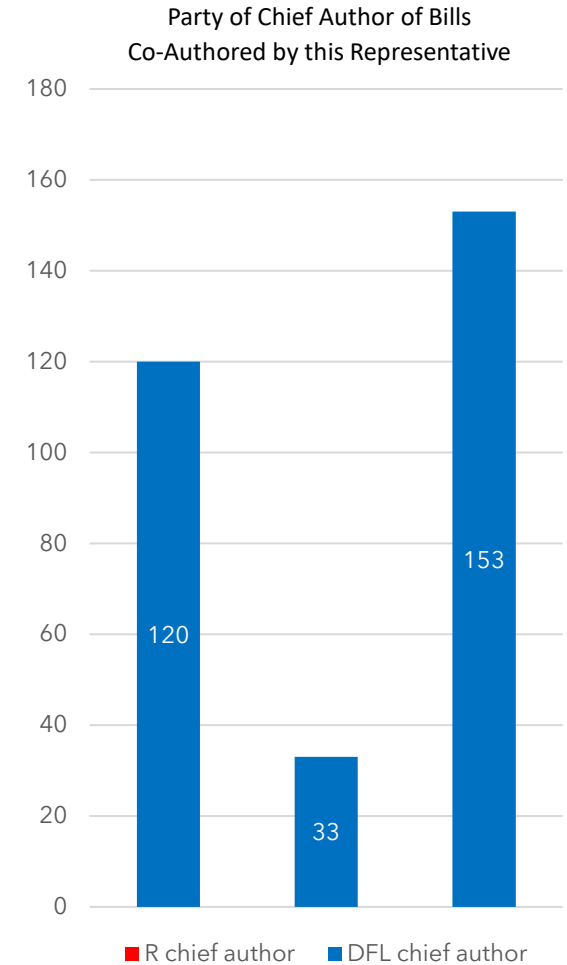
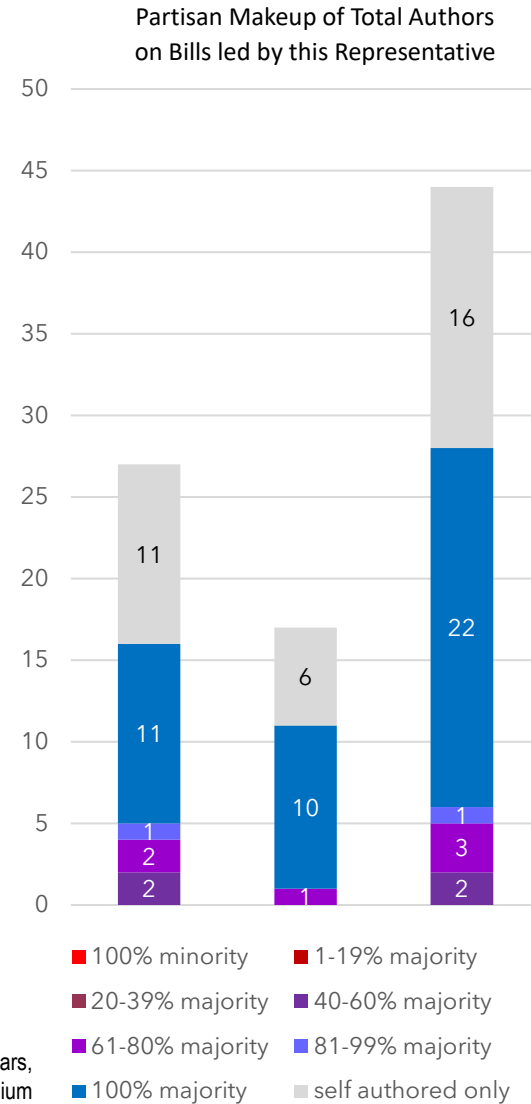
District 45B
3rd Term

44 bills were introduced by Representative Acomb:

- 16* (11 in 2023; 6 in 2024) (36%) bills were sole-authored
- 22* (11 in 2023; 10 in 2024) (50%) bills had co-authors only from her own party
- 6 (5 in 2023; 1 in 2024) (14%) bills had at least one member of another party

Representative Acomb co-signed 153 bills:

- 153 (120 in 2023; 33 in 2024) (100%) of those bills had a chief author from her own party
- 0 (0 in 2023; 0 in 2024) (0%) had a chief author from another party



*Totals are not always the sum of individual years, due to changes made to bill authorship throughout the biennium

Representative Esther Agbaje (DFL)

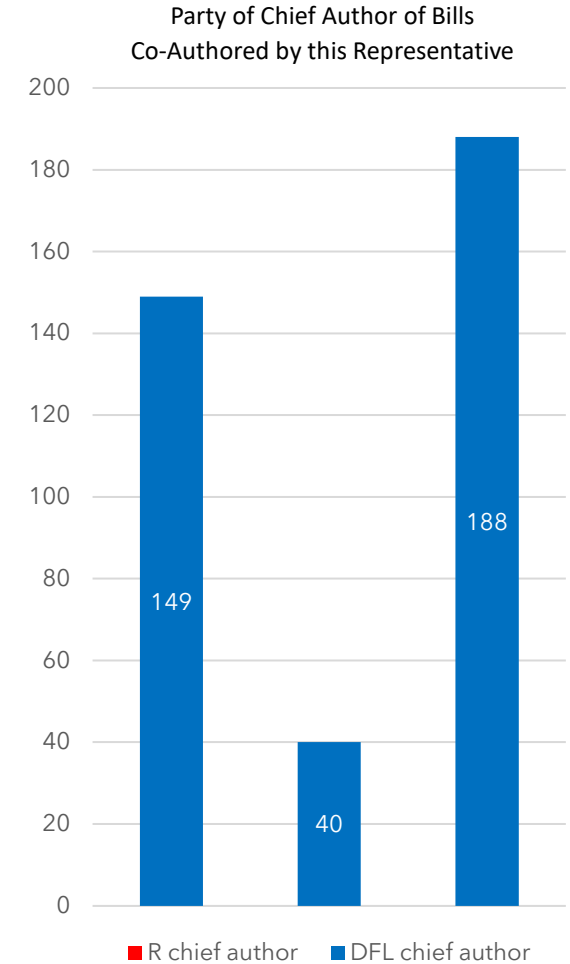
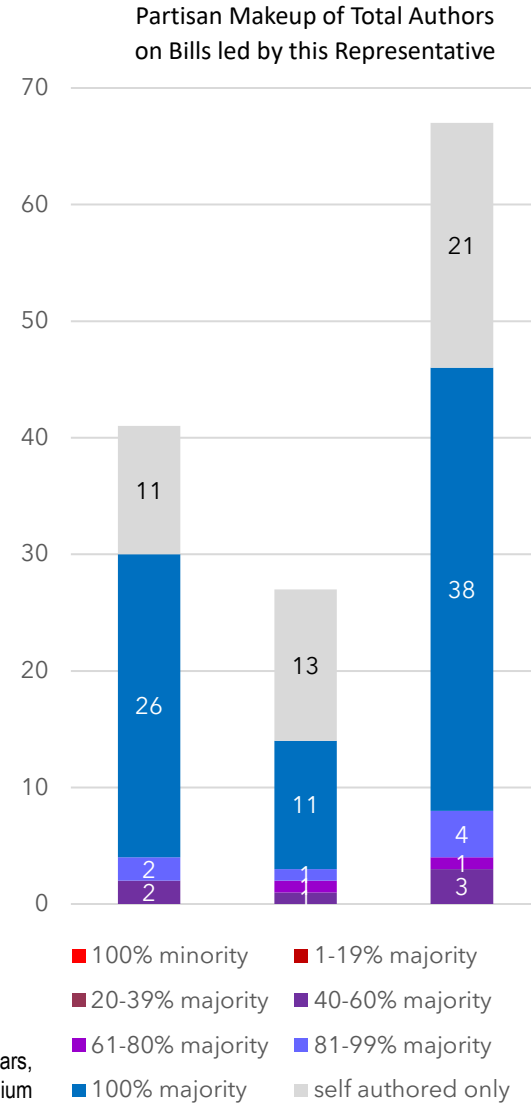
District 59B
2nd Term

66 bills were introduced by Representative Agbaje:

- 21* (11 in 2023; 13 in 2024) (32%) bills were sole-authored
- 38* (26 in 2023; 11 in 2024) (58%) bills had co-authors only from her own party
- 7 (4 in 2023; 3 in 2024) (10%) bills had at least one member of another party

Representative Agbaje co-signed 188 bills:

- 188* (149 in 2023; 40 in 2024) (100%) of those bills had a chief author from her own party
- 0 (0 in 2023; 0 in 2024) (0%) had a chief author from another party



*Totals are not always the sum of individual years, due to changes made to bill authorship throughout the biennium

Representative Pam Altendorf (R)

District 20A
1st Term

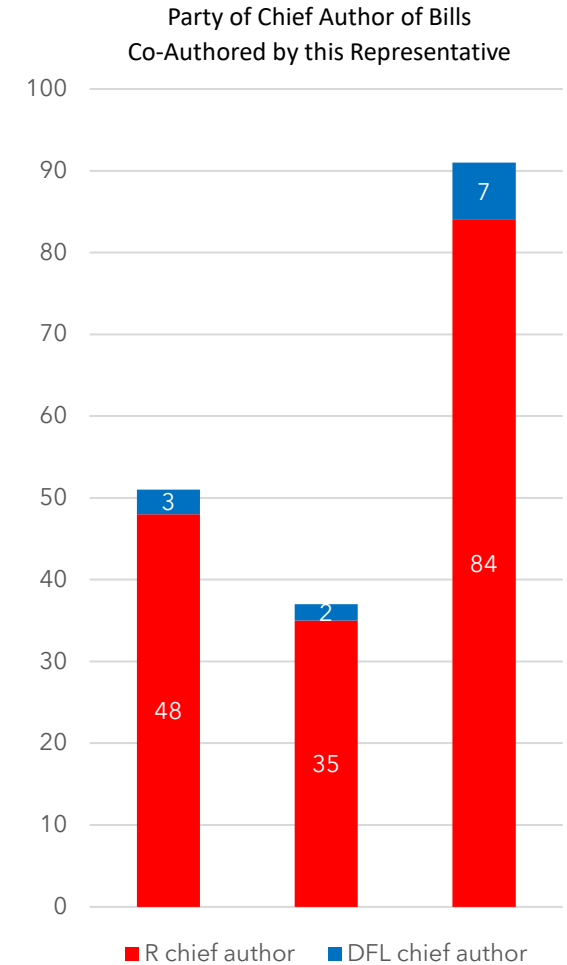
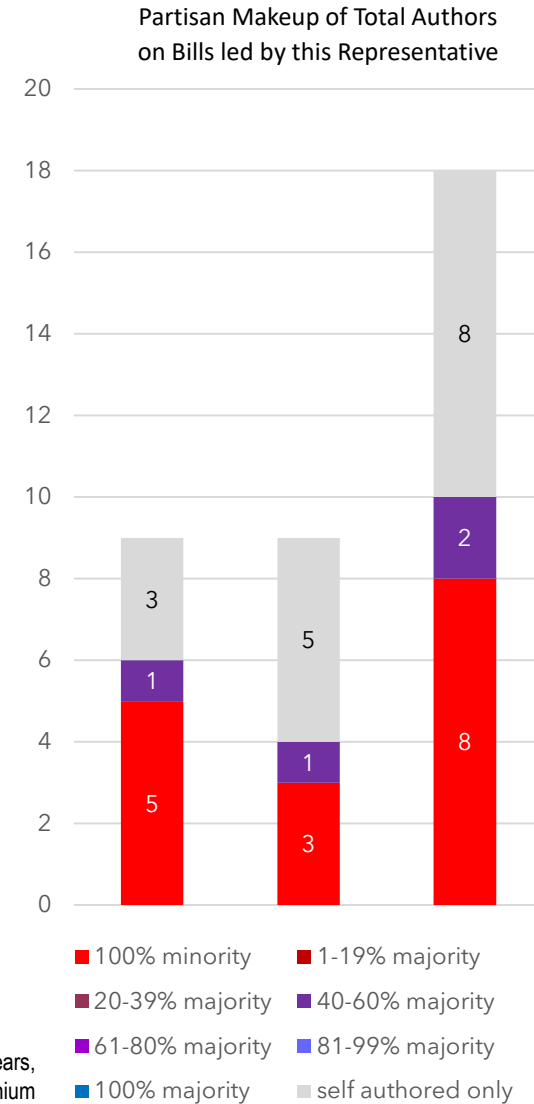
18 bills were introduced by Representative Altendorf:

- 8 (3 in 2023; 5 in 2024) (44%) bills were sole-authored
- 8 (5 in 2023; 3 in 2024) (44%) bills had co-authors only from her own party
- 2 (1 in 2023; 1 in 2024) (11%) bills had at least one member of another party

Representative Altendorf co-signed 91 bills:

- 83* (48 in 2023; 35 in 2024) (92%) of those bills had a chief author from her own party
- 7* (3 in 2023; 2 in 2024) (8%) had a chief author from another party

*Totals are not always the sum of individual years, due to changes made to bill authorship throughout the biennium



Representative Patti Anderson (R)

District 33A
1st Term

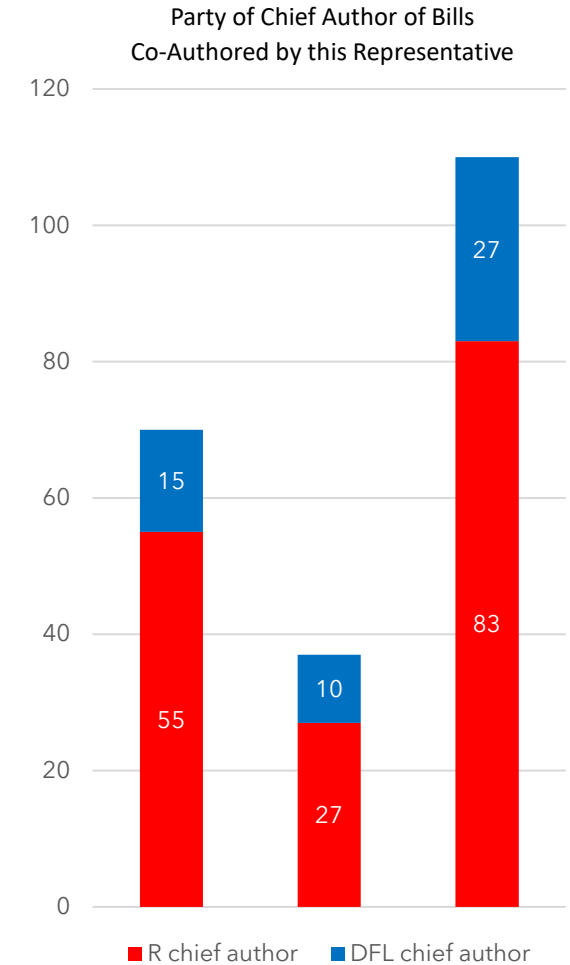
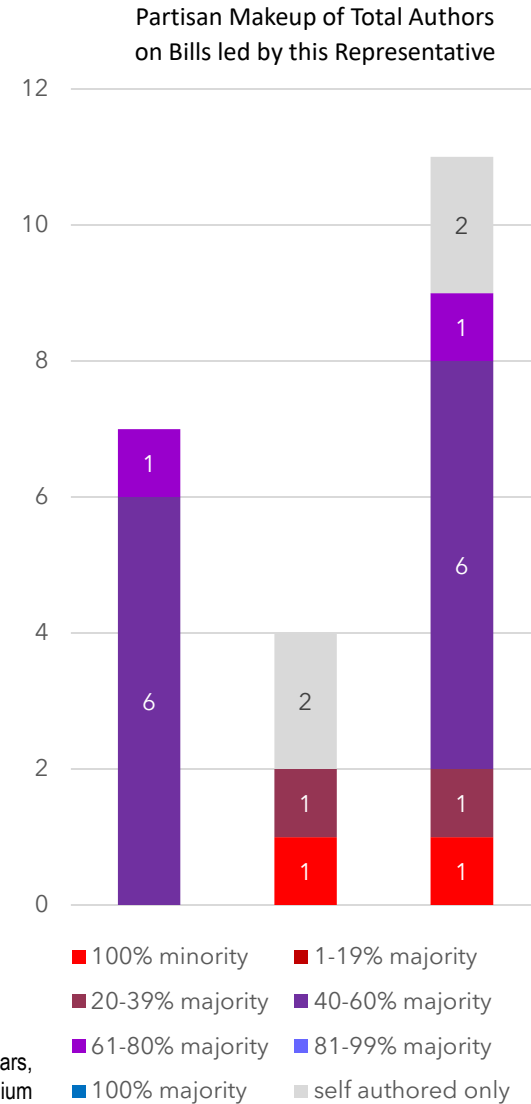
11 bills were introduced by Representative Anderson:

- 2 (0 in 2023; 2 in 2024) (18%) bills were sole-authored
- 1 (0 in 2023; 1 in 2024) (9%) bills had co-authors only from her own party
- 8 (7 in 2023; 1 in 2024) (73%) bills had at least one member of another party

Representative Anderson co-signed 110 bills:

- 83* (55 in 2023; 27 in 2024) (75%) of those bills had a chief author from her own party
- 27* (15 in 2023; 10 in 2024) (25%) had a chief author from another party

*Totals are not always the sum of individual years, due to changes made to bill authorship throughout the biennium



Representative Paul Anderson (R)

District 12A
8th Term

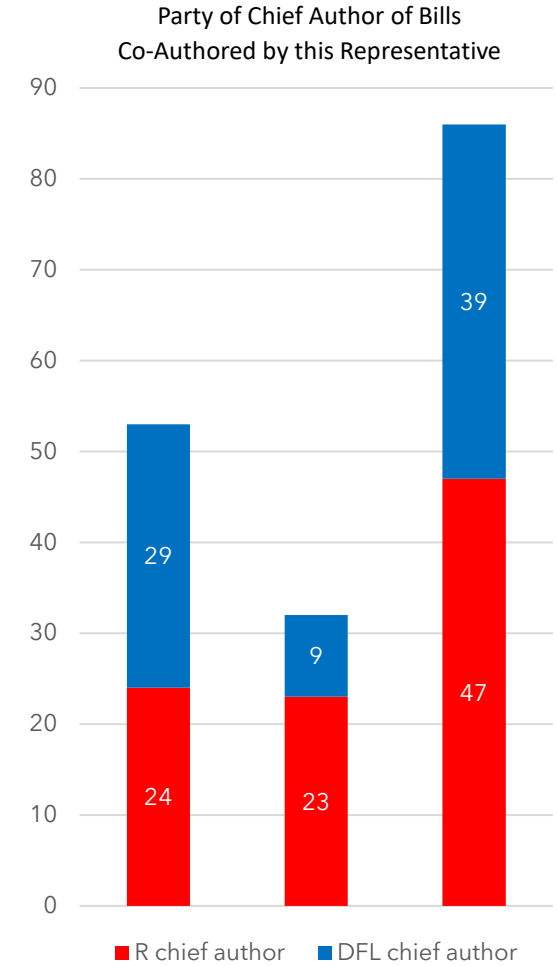
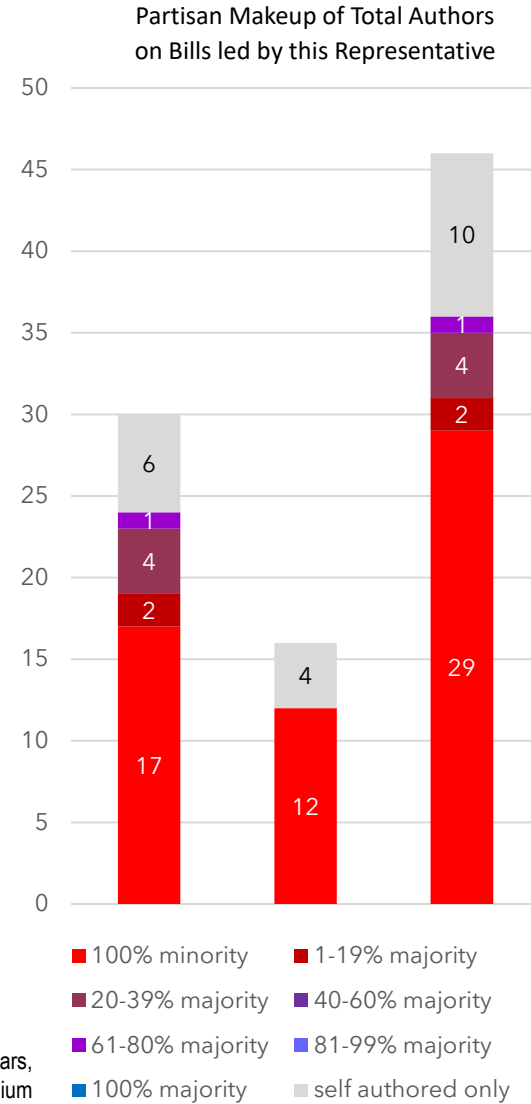
46 bills were introduced by Representative Anderson:

- 10 (6 in 2023; 4 in 2024) (22%) bills were sole-authored
- 29 (17 in 2023; 12 in 2024) (63%) bills had co-authors only from his own party
- 7 (7 in 2023; 0 in 2024) (15%) bills had at least one member of another party

Representative Anderson co-signed 86 bills:

- 47 (24 in 2023; 23 in 2024) (55%) of those bills had a chief author from his own party
- 39* (29 in 2023; 9 in 2024) (45%) had a chief author from another party

*Totals are not always the sum of individual years, due to changes made to bill authorship throughout the biennium



Representative Jeff Backer (R)

District 09A
5th Term

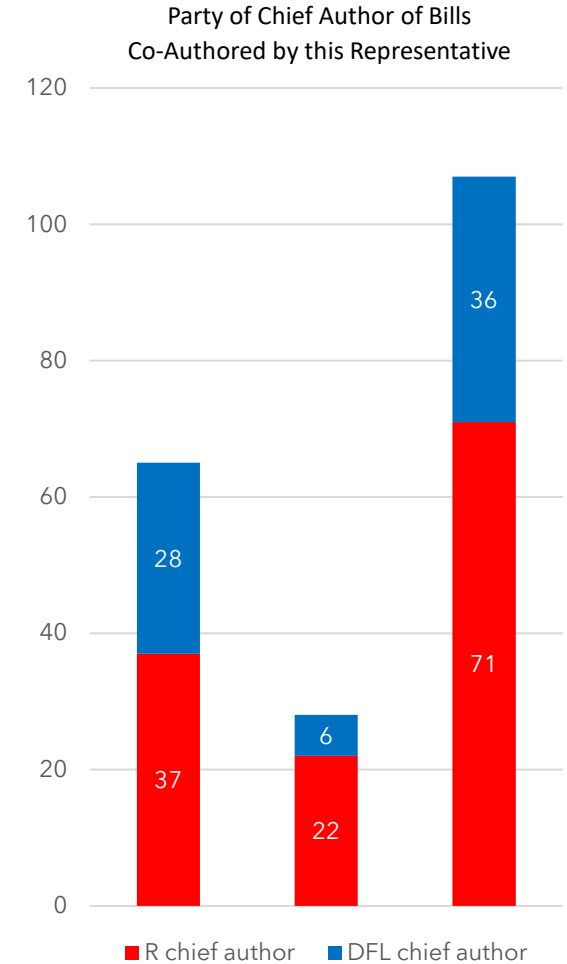
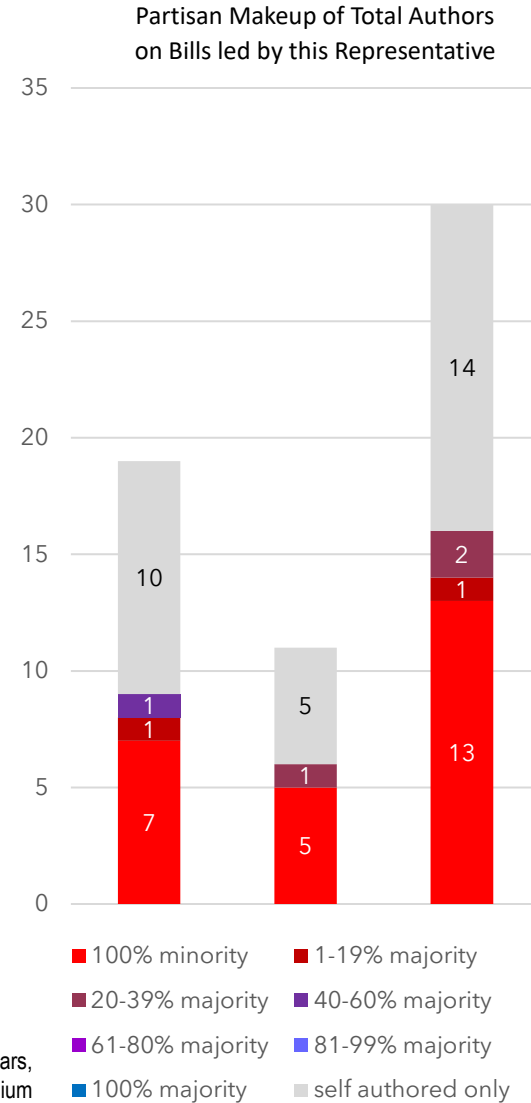
30 bills were introduced by Representative Backer:

- 14* (10 in 2023; 5 in 2024) (47%) bills were sole-authored
- 13* (7 in 2023; 5 in 2024) (43%) bills had co-authors only from his own party
- 3 (2 in 2023; 1 in 2024) (10%) bills had at least one member of another party

Representative Backer co-signed 107 bills:

- 71* (37 in 2023; 22 in 2024) (66%) of those bills had a chief author from his own party
- 36* (28 in 2023; 6 in 2024) (34%) had a chief author from another party

*Totals are not always the sum of individual years, due to changes made to bill authorship throughout the biennium



Representative Kristin Bahner (DFL)

District 37B
3rd Term

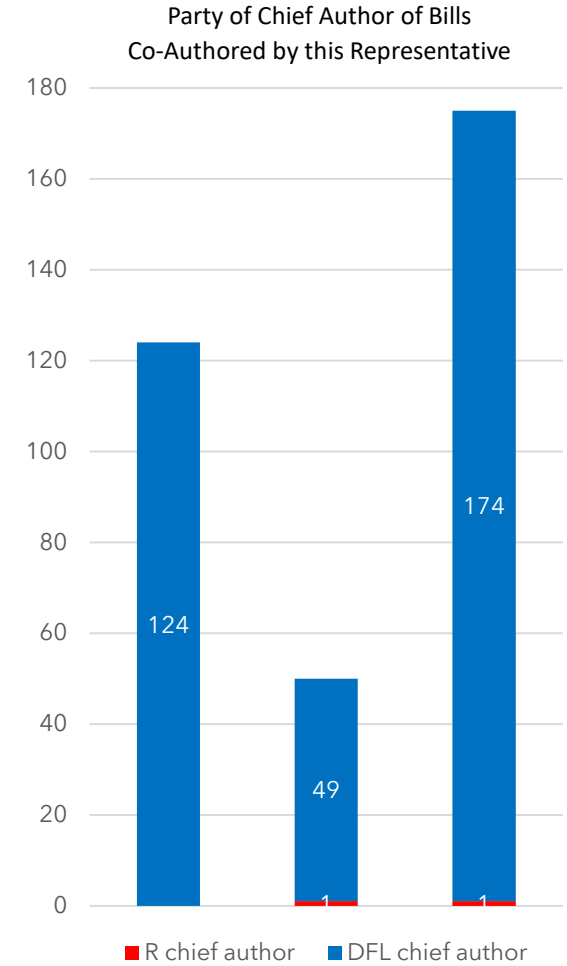
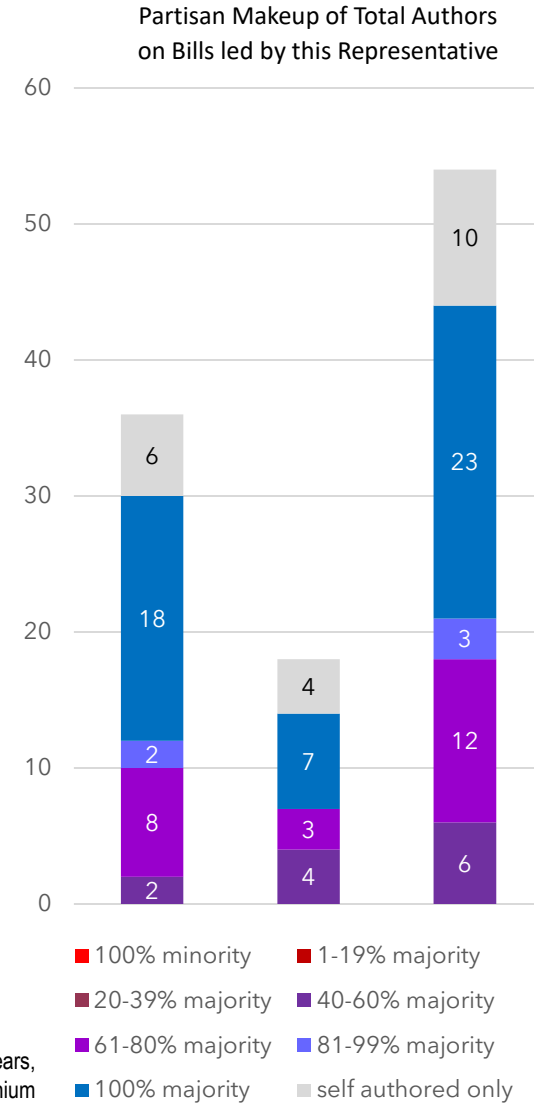
54 bills were introduced by Representative Bahner:

- 10 (6 in 2023; 4 in 2024) (19%) bills were sole-authored
- 23* (18 in 2023; 7 in 2024) (43%) bills had co-authors only from her own party
- 21* (12 in 2023; 7 in 2024) (39%) bills had at least one member of another party

Representative Bahner co-signed 175 bills:

- 174* (124 in 2023; 49 in 2024) (99%) of those bills had a chief author from her own party
- 1 (0 in 2023; 1 in 2024) (1%) had a chief author from another party

*Totals are not always the sum of individual years, due to changes made to bill authorship throughout the biennium



Representative Ben Bakeberg (R)

District 54B
1st Term

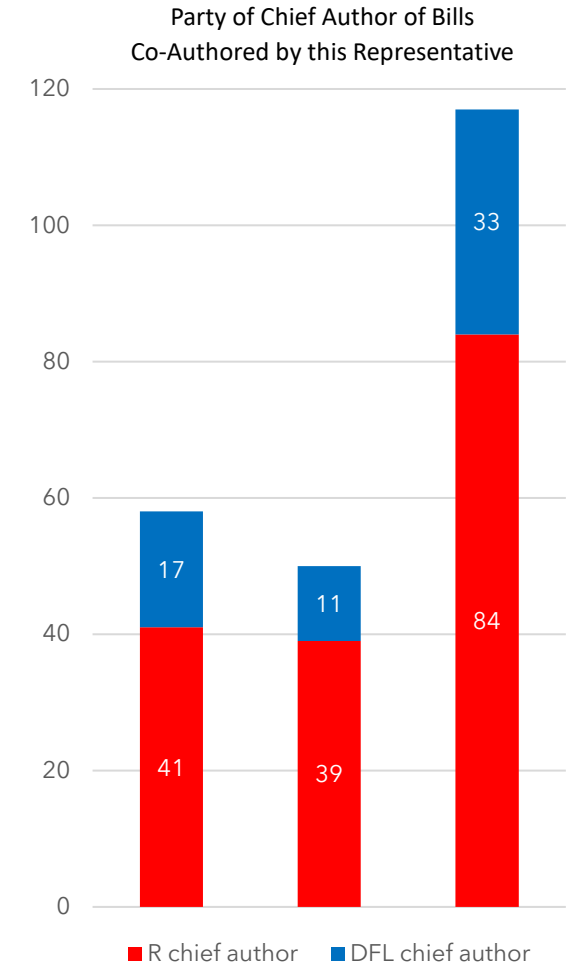
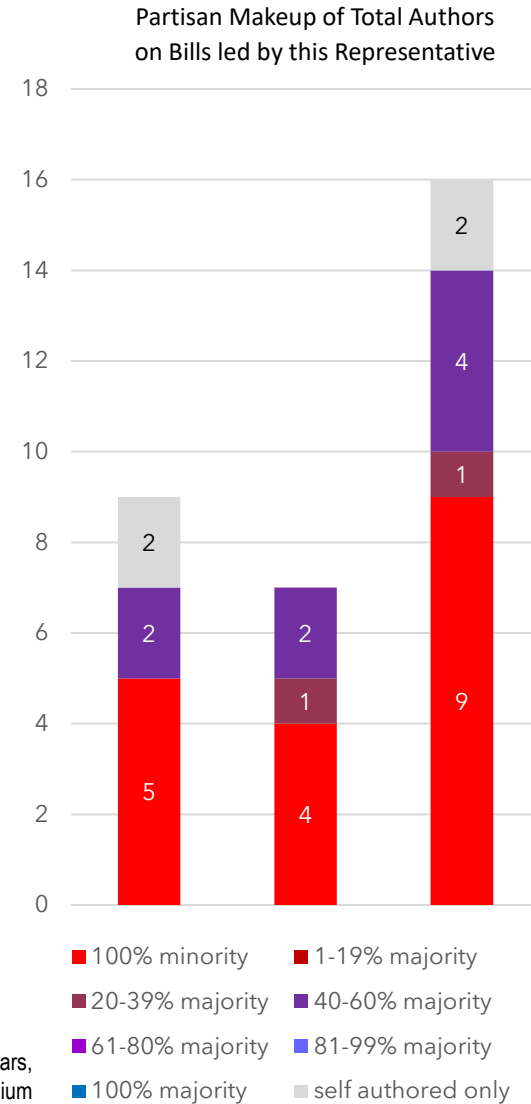
16 bills were introduced by Representative Bakeberg:

- 2 (2 in 2023; 0 in 2024) (13%) bills were sole-authored
- 9 (5 in 2023; 4 in 2024) (56%) bills had co-authors only from his own party
- 5 (2 in 2023; 3 in 2024) (31%) bills had at least one member of another party

Representative Bakeberg co-signed 117 bills:

- 84* (41 in 2023; 39 in 2024) (72%) of those bills had a chief author from his own party
- 33* (17 in 2023; 11 in 2024) (28%) had a chief author from another party

*Totals are not always the sum of individual years, due to changes made to bill authorship throughout the biennium



Representative Dave Baker (R)

District 16B
5th Term

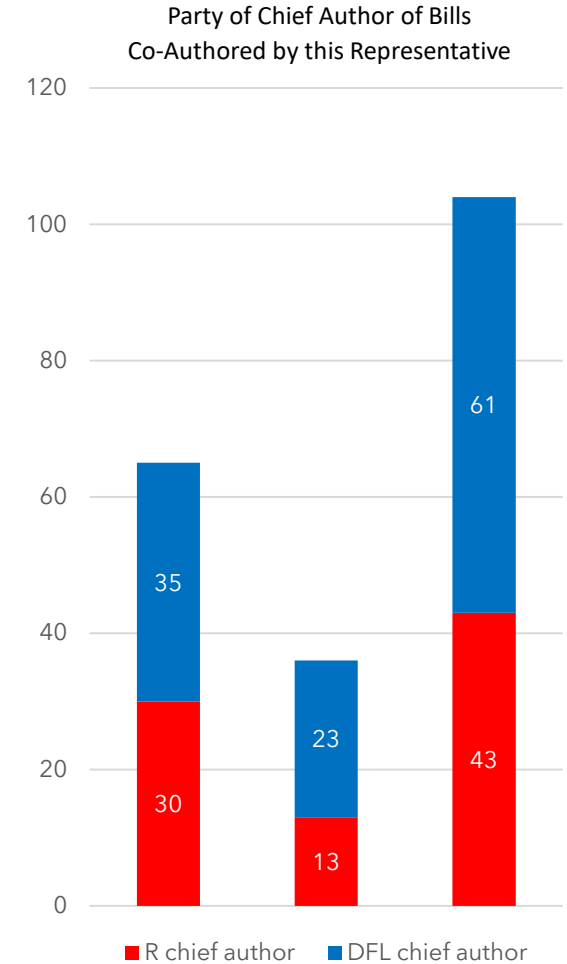
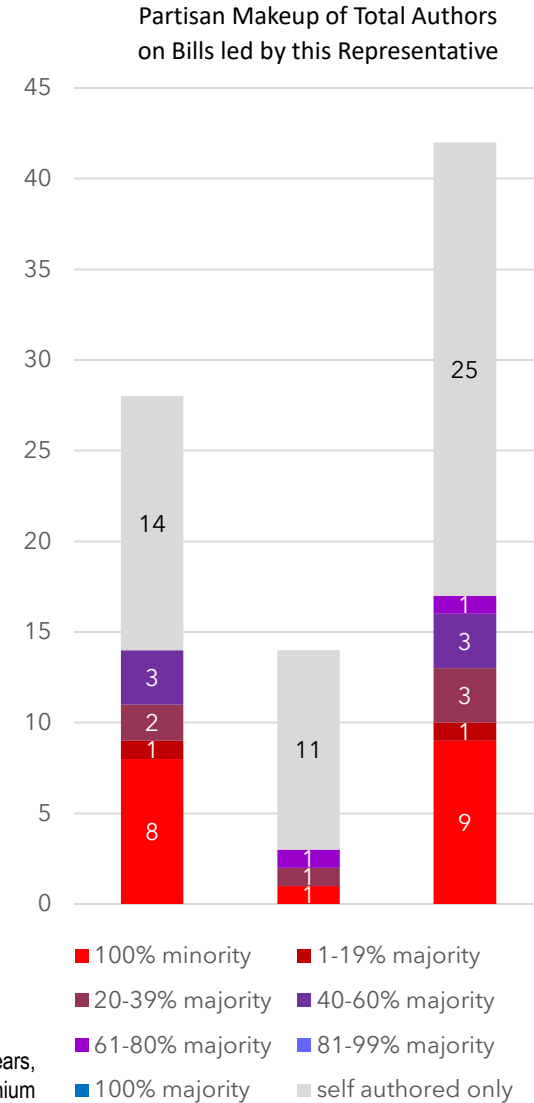
42 bills were introduced by Representative Baker:

- 25 (14 in 2023; 11 in 2024) (60%) bills were sole-authored
- 9 (8 in 2023; 1 in 2024) (21%) bills had co-authors only from his own party
- 8 (6 in 2023; 2 in 2024) (19%) bills had at least one member of another party

Representative Baker co-signed 104 bills:

- 43 (30 in 2023; 13 in 2024) (41%) of those bills had a chief author from his own party
- 61* (35 in 2023; 23 in 2024) (59%) had a chief author from another party

*Totals are not always the sum of individual years, due to changes made to bill authorship throughout the biennium



Representative Jamie Becker-Finn (DFL)

District 40B
4th Term

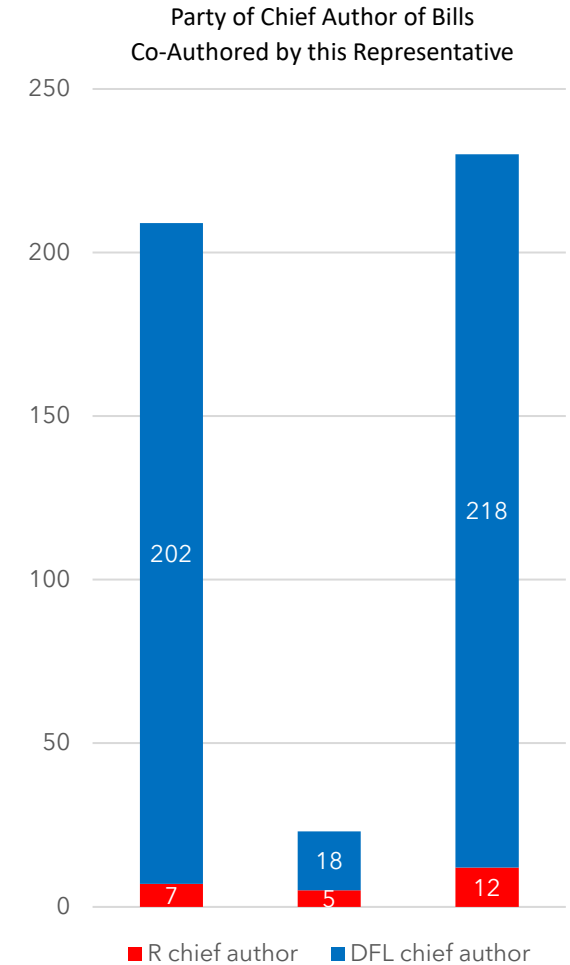
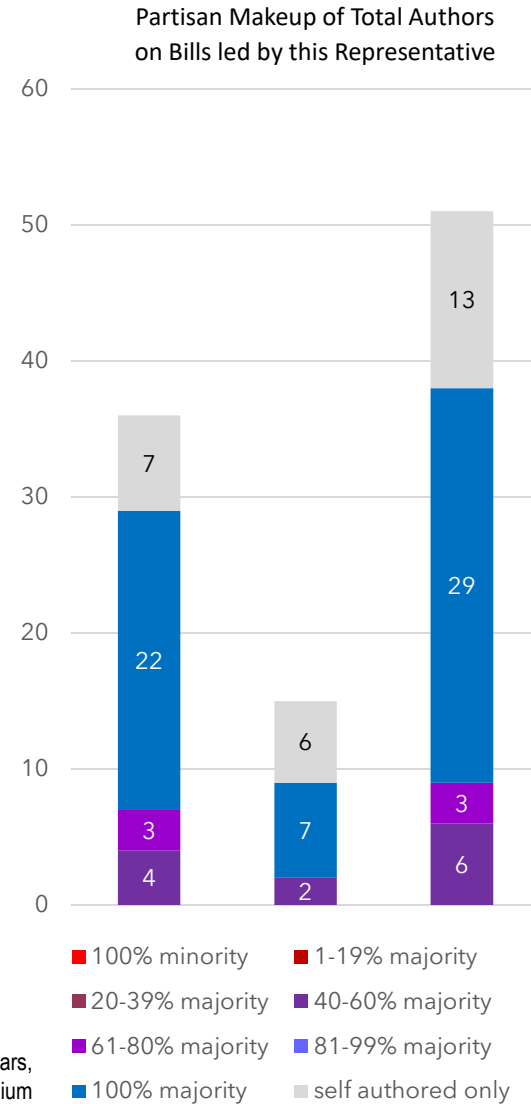
51 bills were introduced by Representative Becker-Finn:

- 13 (7 in 2023; 6 in 2024) (25%) bills were sole-authored
- 29 (22 in 2023; 7 in 2024) (57%) bills had co-authors only from her own party
- 9 (7 in 2023; 2 in 2024) (18%) bills had at least one member of another party

Representative Becker-Finn co-signed 230 bills:

- 218* (202 in 2023; 18 in 2024) (95%) of those bills had a chief author from her own party
- 12 (7 in 2023; 5 in 2024) (5%) had a chief author from another party

*Totals are not always the sum of individual years, due to changes made to bill authorship throughout the biennium



Representative Peggy Bennett (R)

District 23A
5th Term

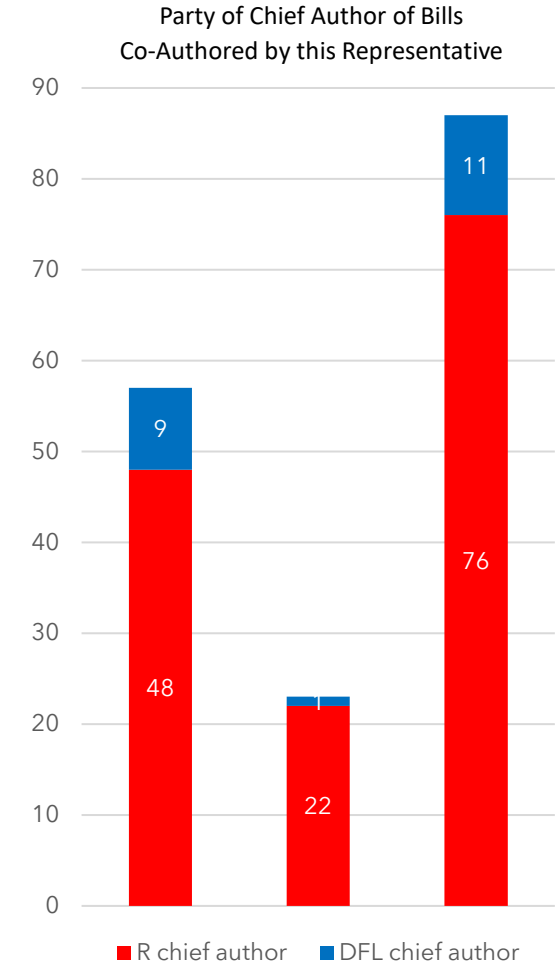
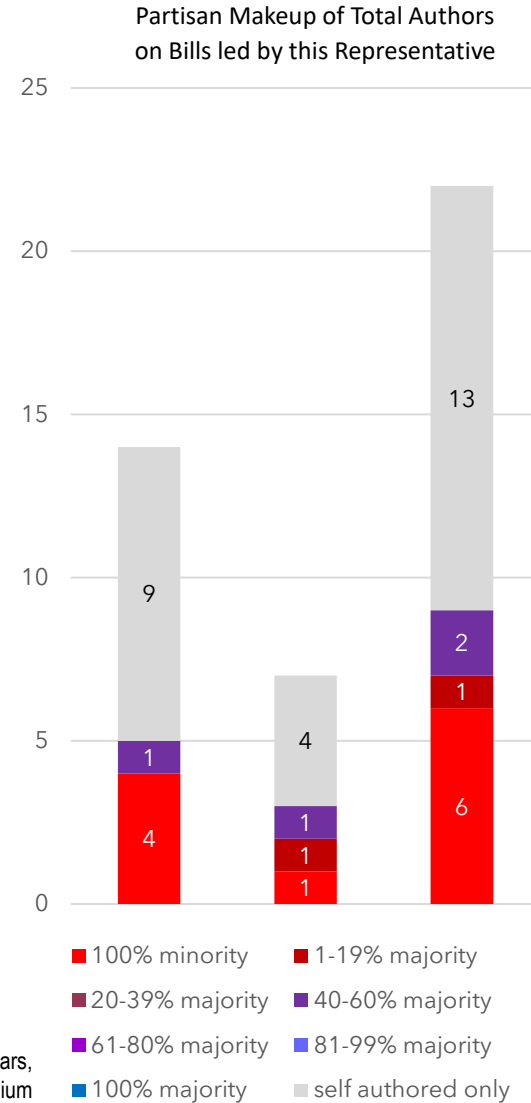
22 bills were introduced by Representative Bennett:

- 13 (9 in 2023; 4 in 2024) (59%) bills were sole-authored
- 6* (4 in 2023; 1 in 2024) (27%) bills had co-authors only from her own party
- 3 (1 in 2023; 2 in 2024) (14%) bills had at least one member of another party

Representative Bennett co-signed 87 bills:

- 76* (48 in 2023; 22 in 2024) (87%) of those bills had a chief author from her own party
- 11* (9 in 2023; 1 in 2024) (13%) had a chief author from another party

*Totals are not always the sum of individual years, due to changes made to bill authorship throughout the biennium



Representative Kaela Berg (DFL)

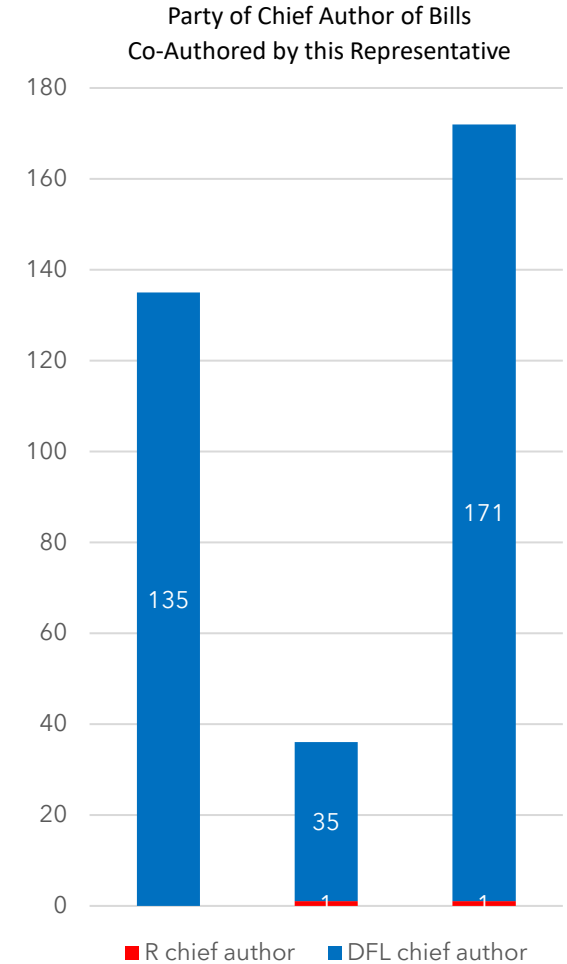
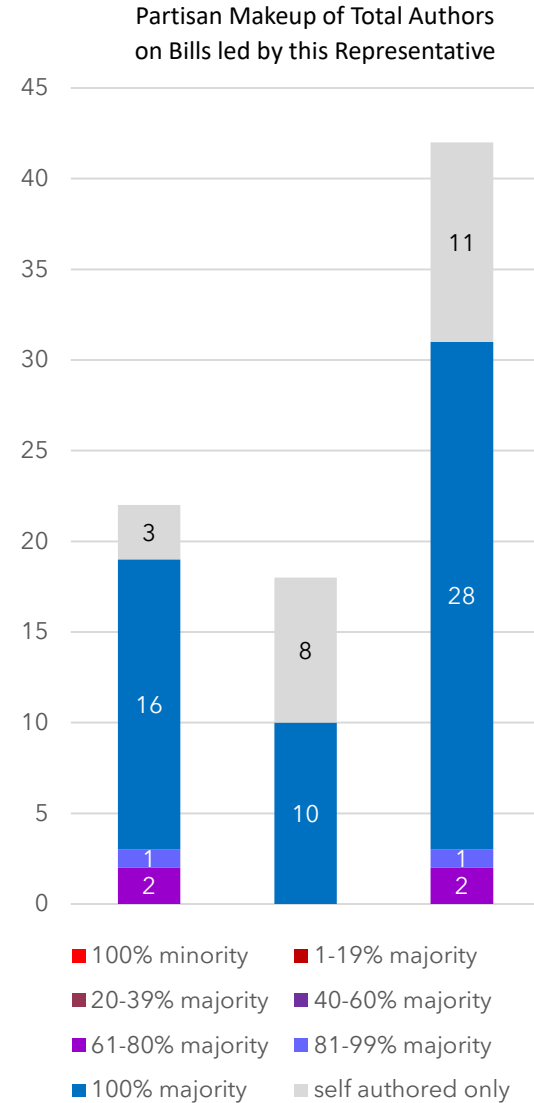
District 55B
2nd Term

42 bills were introduced by Representative Berg:

- 11 (3 in 2023; 8 in 2024) (26%) bills were sole-authored
- 28* (16 in 2023; 10 in 2024) (67%) bills had co-authors only from her own party
- 3 (3 in 2023; 0 in 2024) (7%) bills had at least one member of another party

Representative Berg co-signed 172 bills:

- 171* (135 in 2023; 35 in 2024) (99%) of those bills had a chief author from her own party
- 1 (0 in 2023; 1 in 2024) (1%) had a chief author from another party



Representative Robert Bierman (DFL)

District 56A
3rd Term

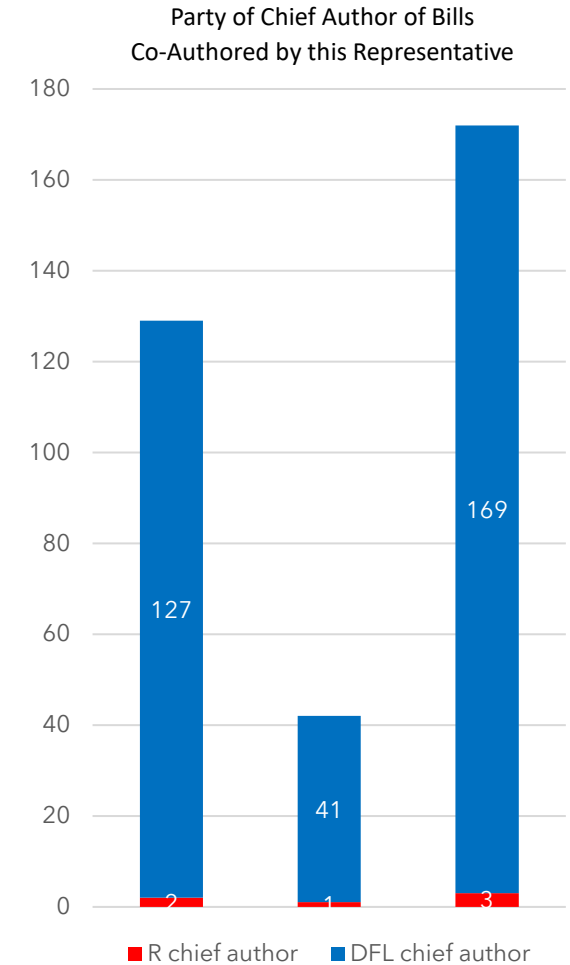
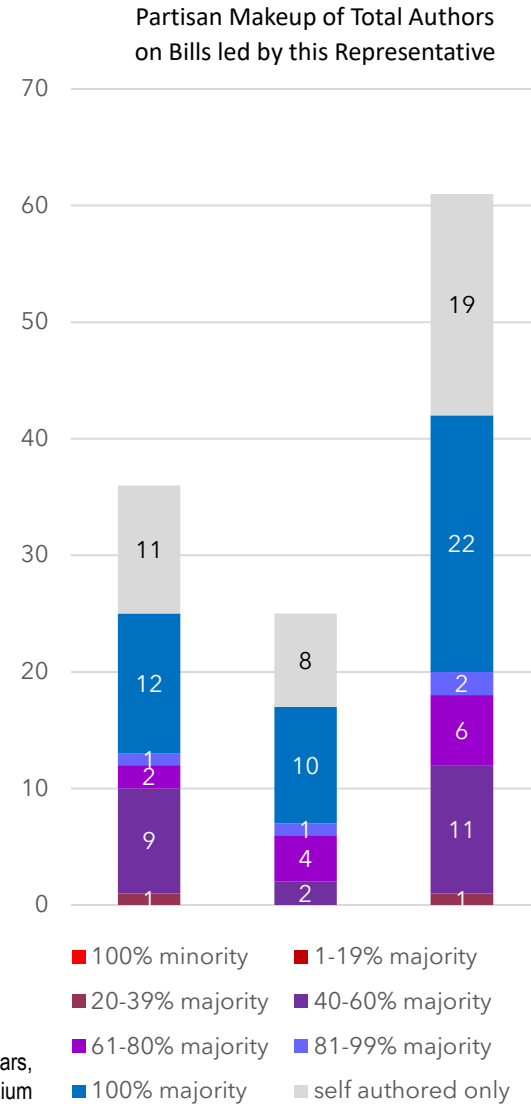
61 bills were introduced by Representative Bierman:

- 19 (11 in 2023; 8 in 2024) (31%) bills were sole-authored
- 22 (12 in 2023; 10 in 2024) (36%) bills had co-authors only from his own party
- 20 (13 in 2023; 7 in 2024) (33%) bills had at least one member of another party

Representative Bierman co-signed 172 bills:

- 169* (127 in 2023; 41 in 2024) (98%) of those bills had a chief author from his own party
- 3 (2 in 2023; 1 in 2024) (2%) had a chief author from another party

*Totals are not always the sum of individual years, due to changes made to bill authorship throughout the biennium



Representative Matt Bliss (R)

District 402B
3rd Term

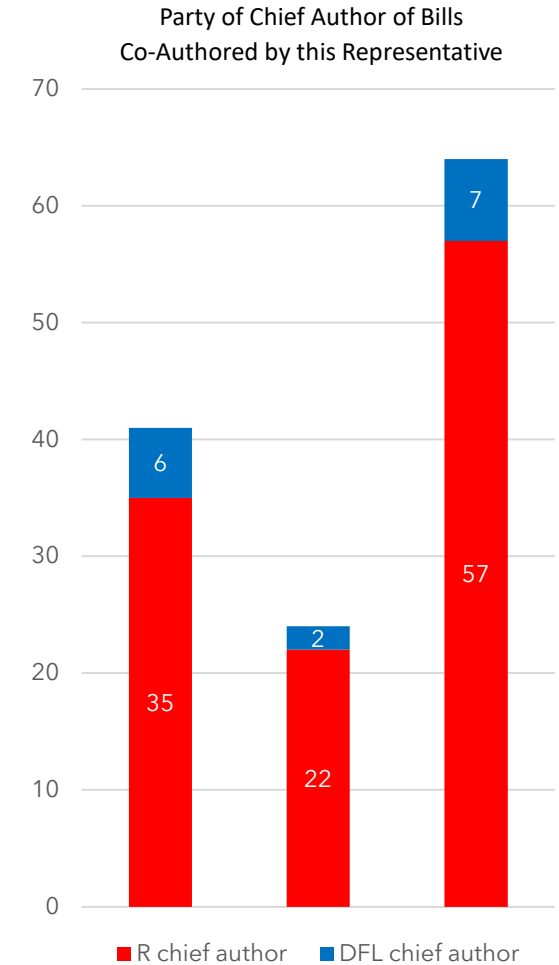
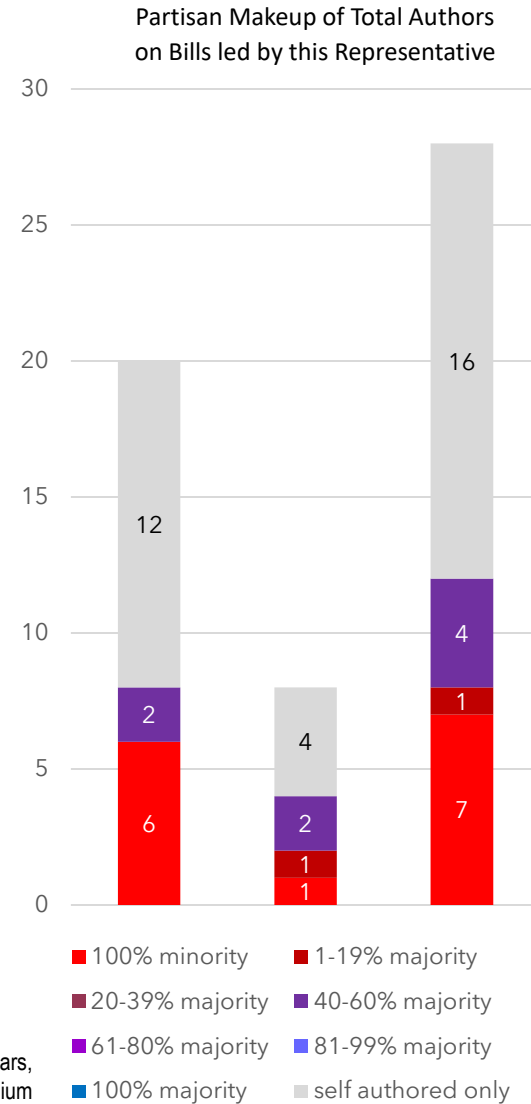
28 bills were introduced by Representative Bliss:

- 16 (12 in 2023; 4 in 2024) (57%) bills were sole-authored
- 7 (6 in 2023; 1 in 2024) (25%) bills had co-authors only from his own party
- 5 (2 in 2023; 3 in 2024) (18%) bills had at least one member of another party

Representative Bliss co-signed 64 bills:

- 57 (35 in 2023; 22 in 2024) (89%) of those bills had a chief author from his own party
- 7* (6 in 2023; 2 in 2024) (11%) had a chief author from another party

*Totals are not always the sum of individual years, due to changes made to bill authorship throughout the biennium



Representative Jeff Brand (DFL)

District 18A
2nd Term

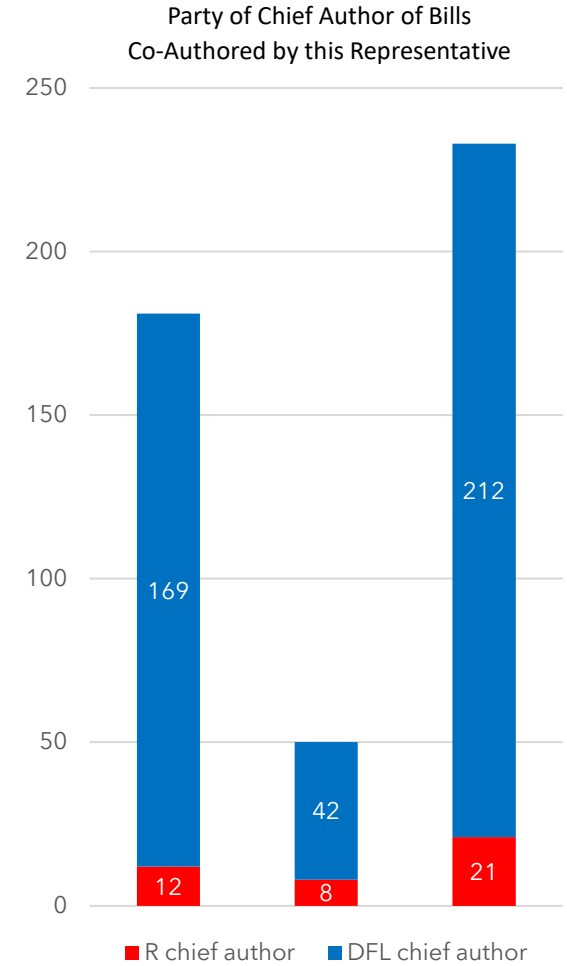
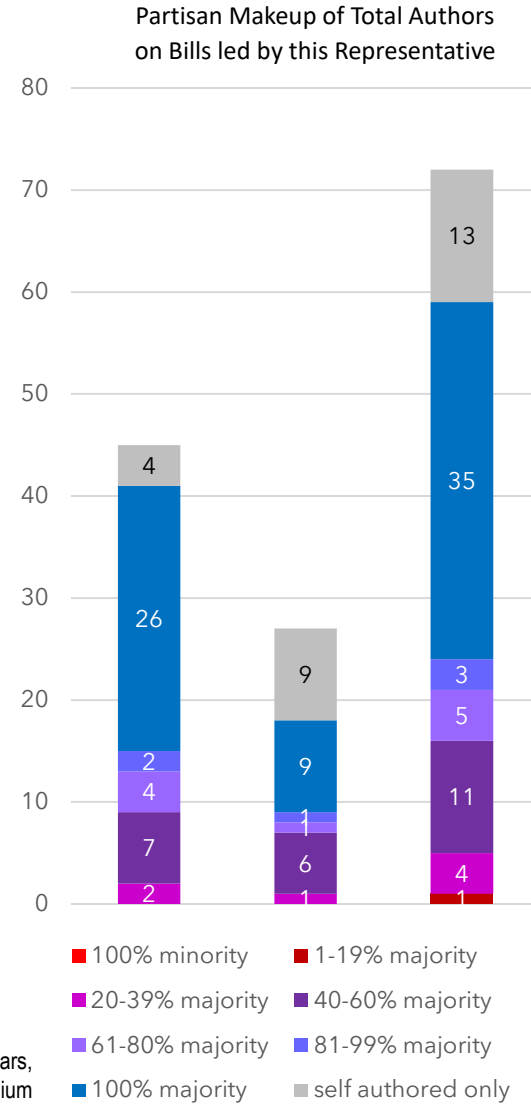
72 bills were introduced by Representative Brand:

- 13 (4 in 2023; 9 in 2024) (18%) bills were sole-authored
- 35 (26 in 2023; 9 in 2024) (49%) bills had co-authors only from his own party
- 24 (15 in 2023; 9 in 2024) (33%) bills had at least one member of another party

Representative Brand co-signed 233 bills:

- 212* (169 in 2023; 42 in 2024) (91%) of those bills had a chief author from his own party
- 21* (12 in 2023; 8 in 2024) (9%) had a chief author from another party

*Totals are not always the sum of individual years, due to changes made to bill authorship throughout the biennium



Representative John Burkel (R)

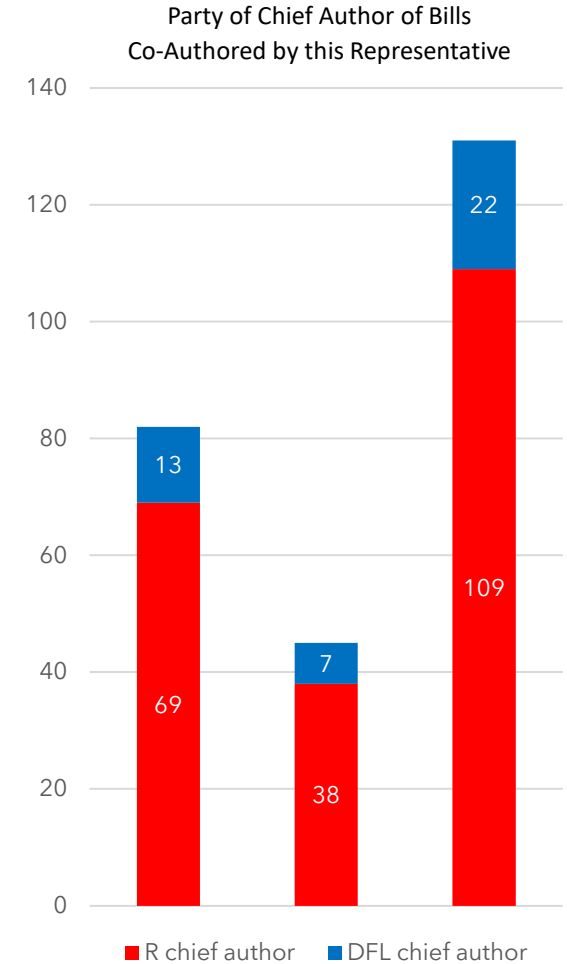
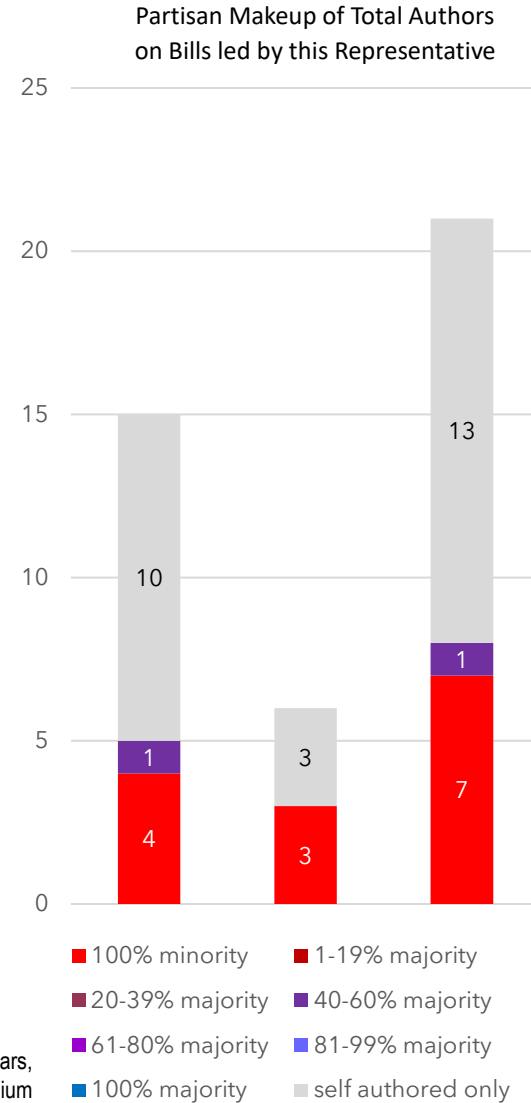
District 01A
2nd Term

21 bills were introduced by Representative Burkel:

- 13 (10 in 2023; 3 in 2024) (62%) bills were sole-authored
- 7 (4 in 2023; 3 in 2024) (33%) bills had co-authors only from his own party
- 1 (1 in 2023; 0 in 2024) (5%) bills had at least one member of another party

Representative Burkel co-signed 131 bills:

- 109* (69 in 2023; 38 in 2024) (83%) of those bills had a chief author from his own party
- 22* (13 in 2023; 7 in 2024) (16%) had a chief author from another party



*Totals are not always the sum of individual years, due to changes made to bill authorship throughout the biennium

Representative Ned Carroll (DFL)

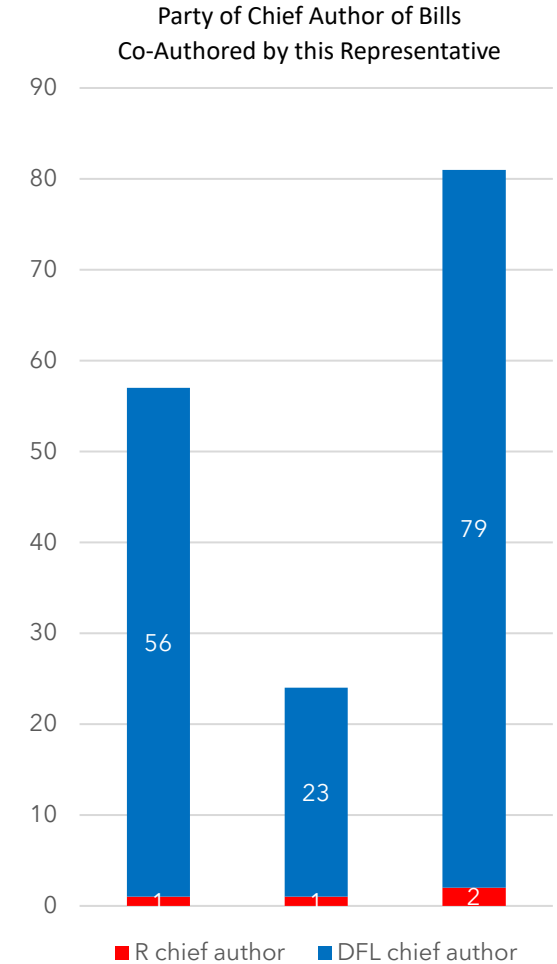
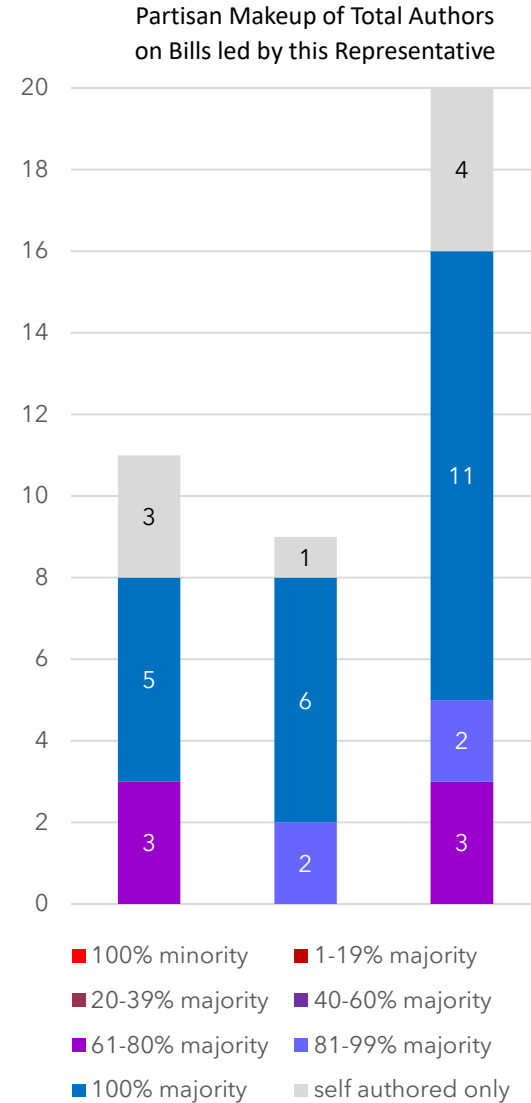
District 42A
1st Term

20 bills were introduced by Representative Carroll:

- 4 (3 in 2023; 1 in 2024) (20%) bills were sole-authored
- 11 (5 in 2023; 6 in 2024) (55%) bills had co-authors only from his own party
- 5 (3 in 2023; 2 in 2024) (25%) bills had at least one member of another party

Representative Carroll co-signed 81 bills:

- 79 (56 in 2023; 23 in 2024) (98%) of those bills had a chief author from his own party
- 2 (1 in 2023; 1 in 2024) (2%) had a chief author from another party



Representative Ethan Cha (DFL)

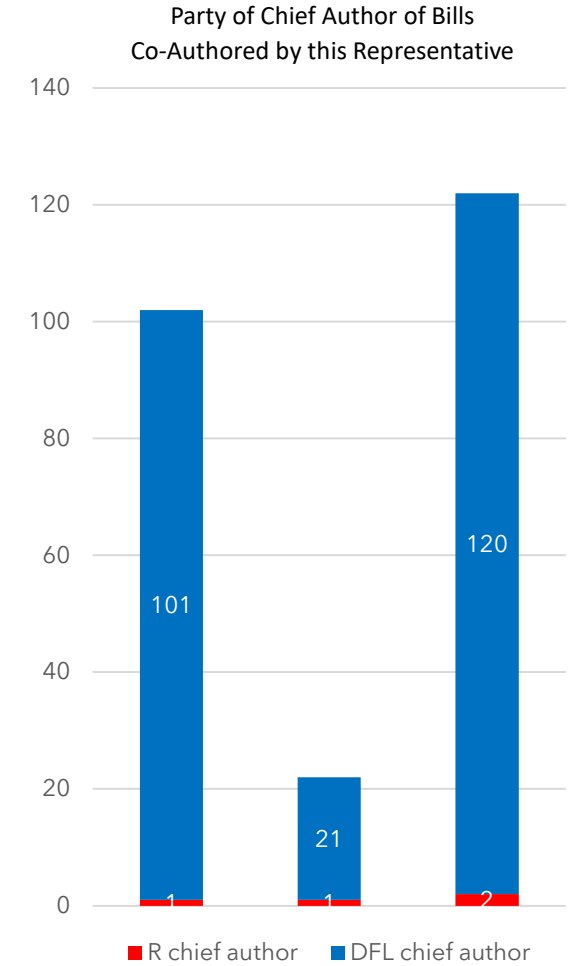
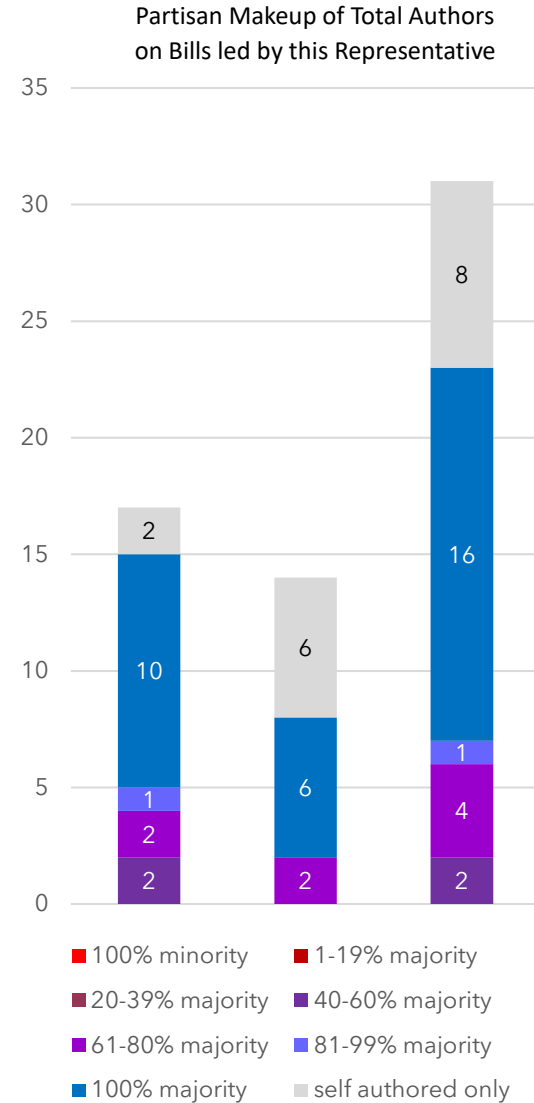
District 47B
1st Term

31 bills were introduced by Representative Cha:

- 8 (2 in 2023; 6 in 2024) (26%) bills were sole-authored
- 16 (10 in 2023; 6 in 2024) (52%) bills had co-authors only from his own party
- 7 (5 in 2023; 2 in 2024) (22%) bills had at least one member of another party

Representative Cha co-signed 122 bills:

- 120* (101 in 2023; 21 in 2024) (98%) of those bills had a chief author from his own party
- 2 (1 in 2023; 1 in 2024) (2%) had a chief author from another party



Representative Mary Frances Clardy (DFL)

District 53A
1st Term

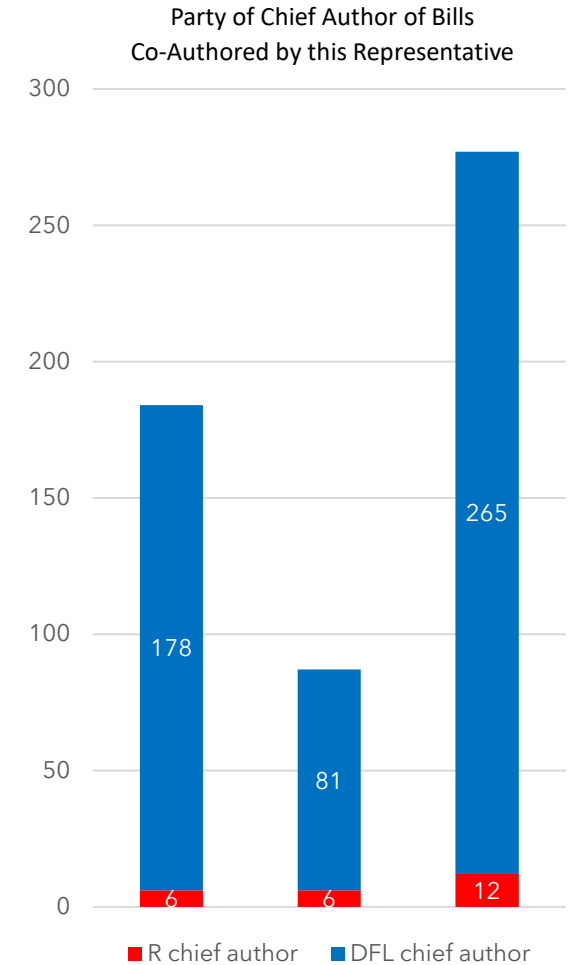
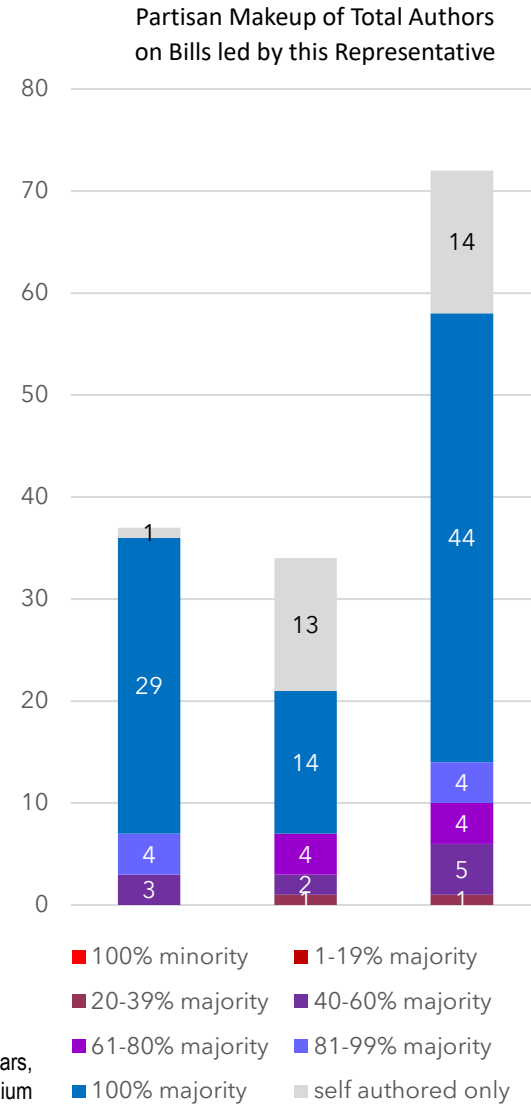
72 bills were introduced by Representative Clardy:

- 14 (1 in 2023; 13 in 2024) (19%) bills were sole-authored
- 44* (29 in 2023; 14 in 2024) (61%) bills had co-authors only from her own party
- 14 (7 in 2023; 7 in 2024) (19%) bills had at least one member of another party

Representative Clardy co-signed 277 bills:

- 265* (178 in 2023; 81 in 2024) (96%) of those bills had a chief author from her own party
- 12 (6 in 2023; 6 in 2024) (4%) had a chief author from another party

*Totals are not always the sum of individual years, due to changes made to bill authorship throughout the biennium



Representative Nathan Coulter (DFL)

District 51B
1st Term

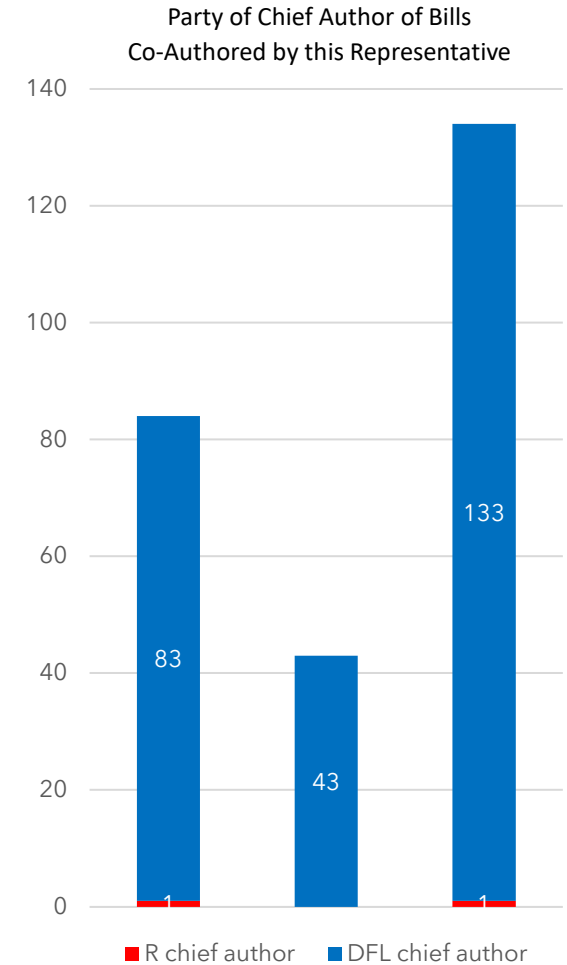
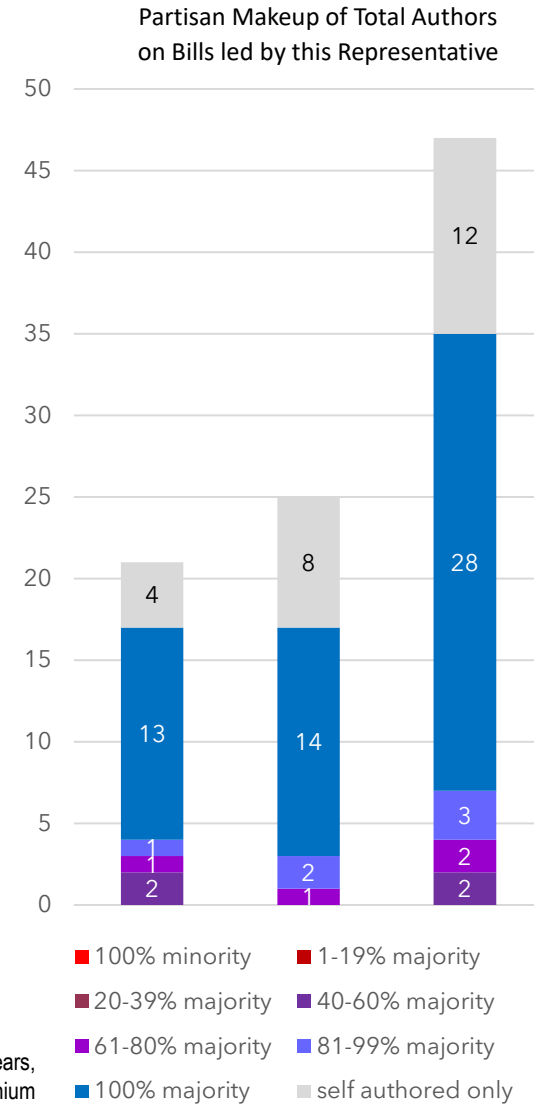
47 bills were introduced by Representative Coulter:

- 12 (4 in 2023; 8 in 2024) (26%) bills were sole-authored
- 28* (13 in 2023; 14 in 2024) (59%) bills had co-authors only from his own party
- 7 (4 in 2023; 3 in 2024) (15%) bills had at least one member of another party

Representative Coulter co-signed 134 bills:

- 133* (83 in 2023; 43 in 2024) (99%) of those bills had a chief author from his own party
- 1 (1 in 2023; 0 in 2024) (1%) had a chief author from another party

*Totals are not always the sum of individual years, due to changes made to bill authorship throughout the biennium



Representative Brion Curran (DFL)

District 36B
1st Term

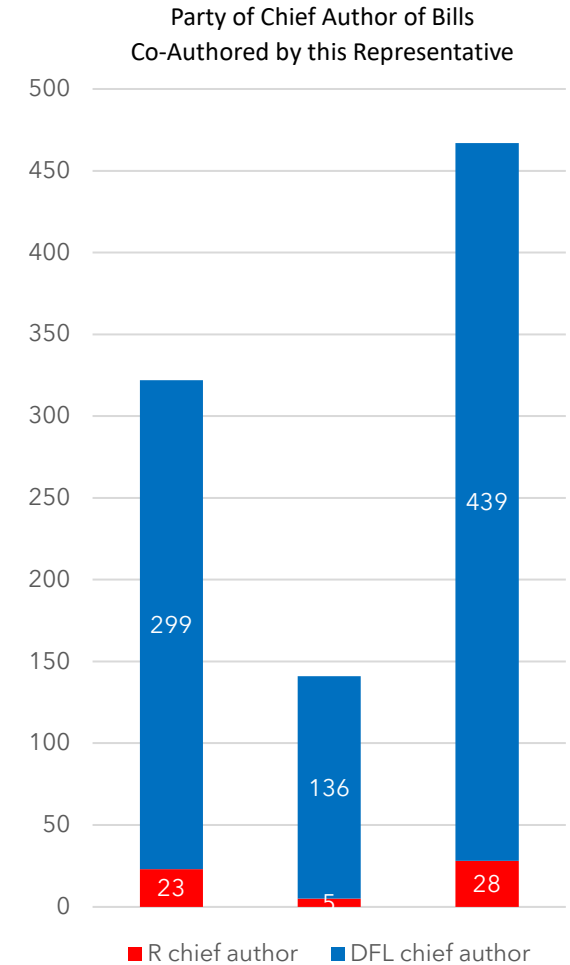
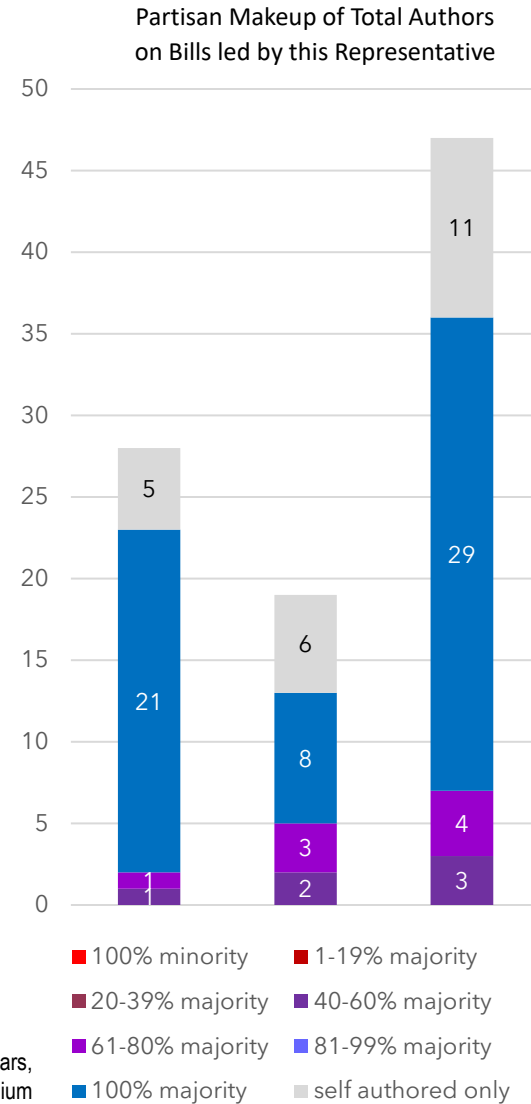
47 bills were introduced by Representative Curran:

- 11 (5 in 2023; 6 in 2024) (23%) bills were sole-authored
- 29 (21 in 2023; 8 in 2024) (62%) bills had co-authors only from their own party
- 7 (2 in 2023; 5 in 2024) (15%) bills had at least one member of another party

Representative Curran co-signed 467 bills:

- 439* (299 in 2023; 136 in 2024) (94%) of those bills had a chief author from their own party
- 28 (23 in 2023; 5 in 2024) (6%) had a chief author from another party

*Totals are not always the sum of individual years, due to changes made to bill authorship throughout the biennium



Representative Brian Daniels (R)

District 19A
5th Term

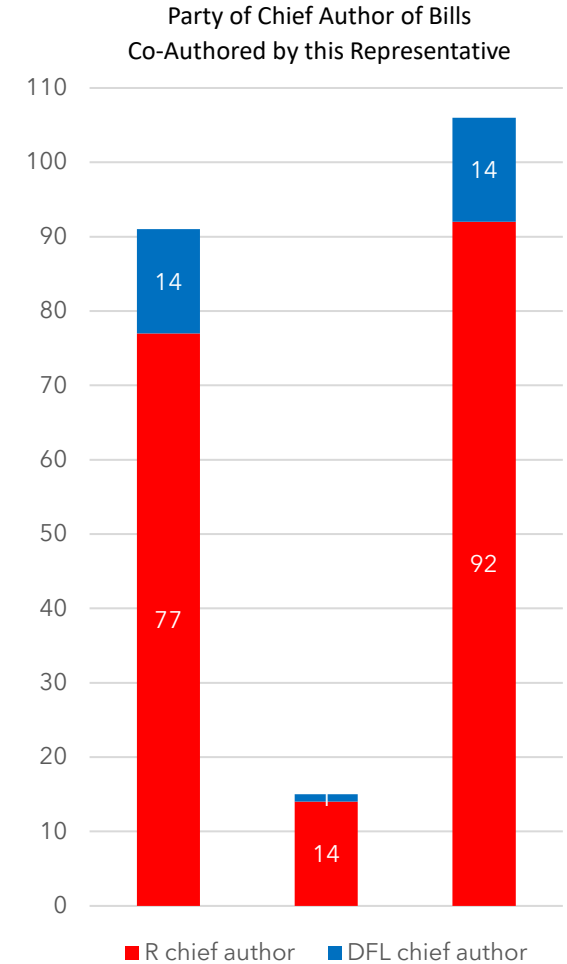
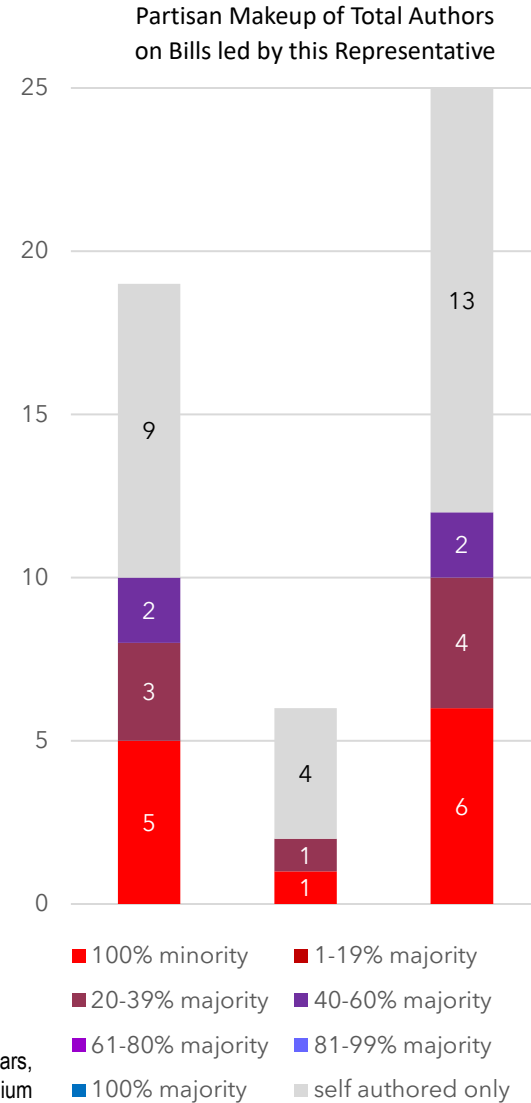
25 bills were introduced by Representative Daniels:

- 13 (9 in 2023; 4 in 2024) (52%) bills were sole-authored
- 6 (5 in 2023; 1 in 2024) (24%) bills had co-authors only from his own party
- 6 (5 in 2023; 1 in 2024) (24%) bills had at least one member of another party

Representative Daniels co-signed 106 bills:

- 92* (77 in 2023; 14 in 2024) (87%) of those bills had a chief author from his own party
- 14* (14 in 2023; 1 in 2024) (13%) had a chief author from another party

*Totals are not always the sum of individual years, due to changes made to bill authorship throughout the biennium



Representative Kurt Daudt (R)

District 27B
7th Term

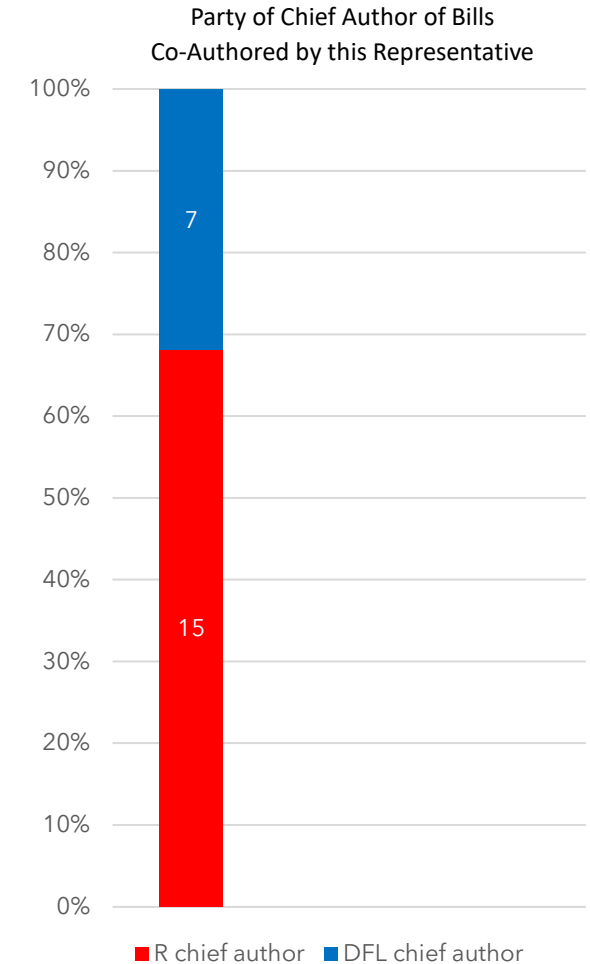
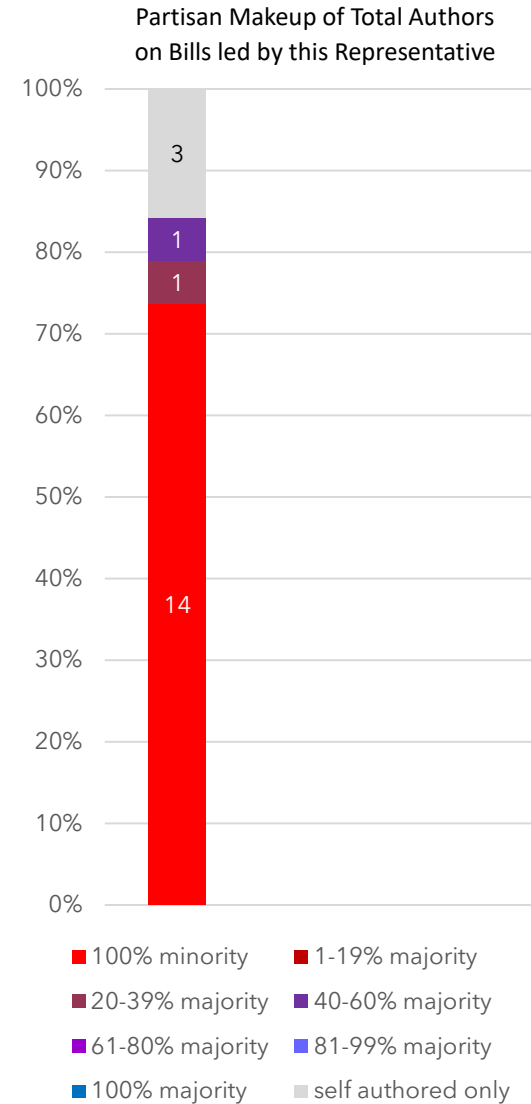
19 bills were introduced by Representative Daudt:

- 3 (3 in 2023; 0 in 2024) (16%) bills were sole-authored
- 14 (14 in 2023; 0 in 2024) (74%) bills had co-authors only from his own party
- 2 (2 in 2023; 0 in 2024) (10%) bills had at least one member of another party

Representative Daudt co-signed 22 bills:

- 15 (15 in 2023; 0 in 2024) (68%) of those bills had a chief author from his own party
- 7 (7 in 2023; 0 in 2024) (32%) had a chief author from another party

Representative Daudt resigned and left office in the interim between the 2023 and 2024 sessions.



Representative Greg Davids (R)

District 26B
16th Term

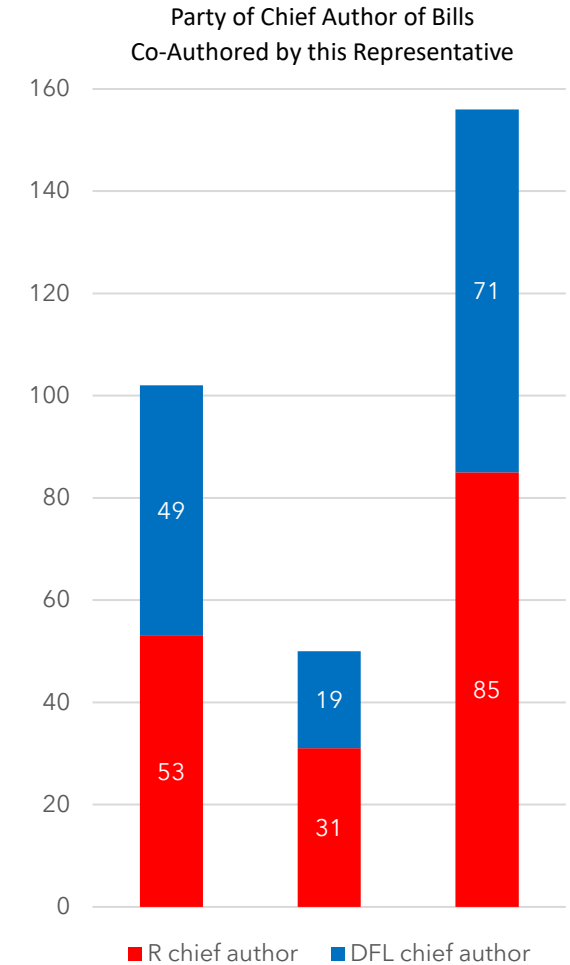
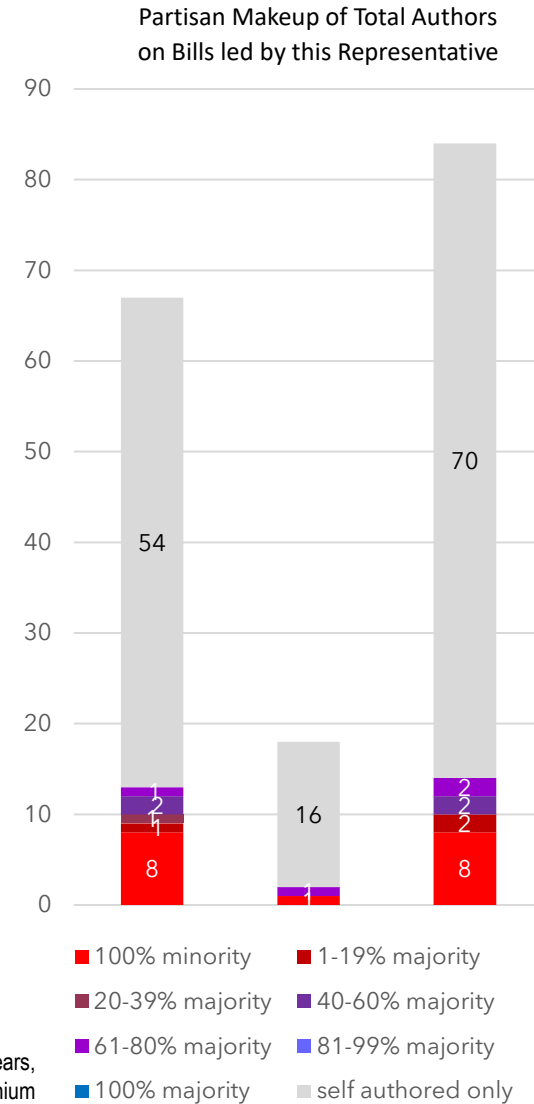
84 bills were introduced by Representative Davids:

- 70 (54 in 2023; 16 in 2024) (83%) bills were sole-authored
- 8* (8 in 2023; 1 in 2024) (10%) bills had co-authors only from his own party
- 6 (5 in 2023; 1 in 2024) (7%) bills had at least one member of another party

Representative Davids co-signed 156 bills:

- 85* (53 in 2023; 31 in 2024) (54%) of those bills had a chief author from his own party
- 71* (49 in 2023; 19 in 2024) (45%) had a chief author from another party

*Totals are not always the sum of individual years, due to changes made to bill authorship throughout the biennium



Representative Ben Davis (R)

District 06A
1st Term

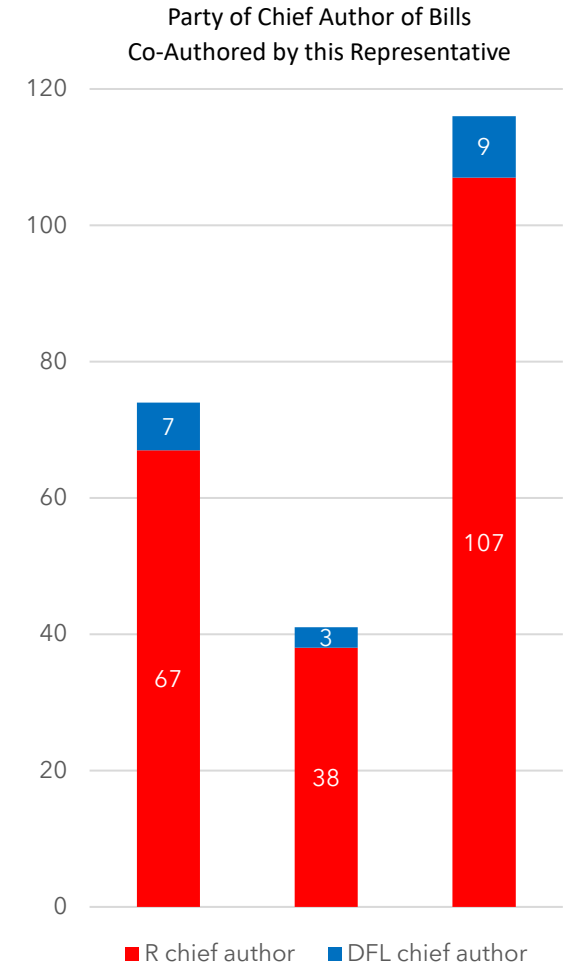
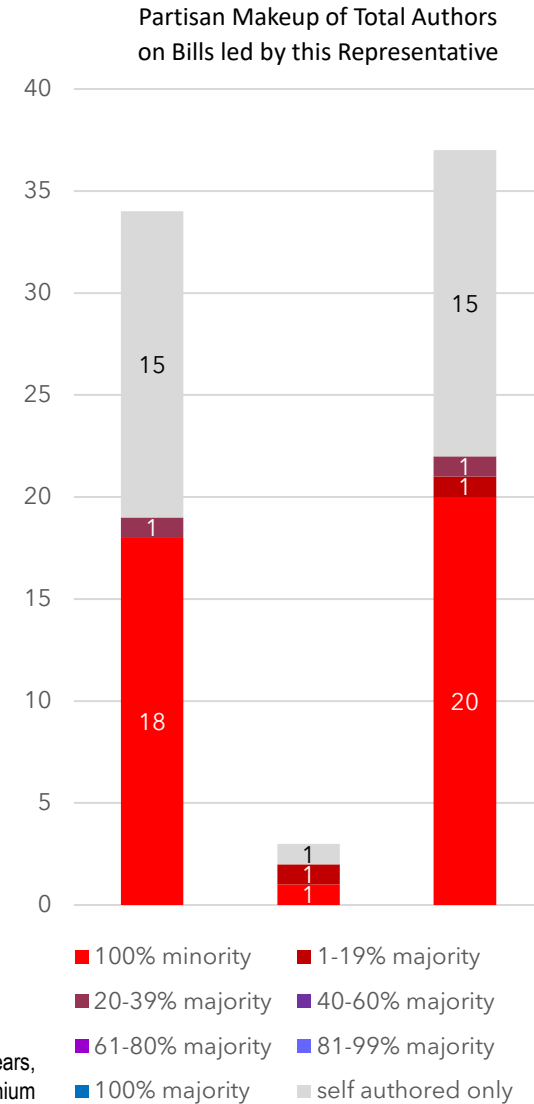
37 bills were introduced by Representative Davis:

- 15* (15 in 2023; 1 in 2024) (41%) bills were sole-authored
- 20* (18 in 2023; 1 in 2024) (54%) bills had co-authors only from his own party
- 2 (1 in 2023; 1 in 2024) (5%) bills had at least one member of another party

Representative Davis co-signed 116 bills:

- 107* (67 in 2023; 38 in 2024) (92%) of those bills had a chief author from his own party
- 9* (7 in 2023; 3 in 2024) (8%) had a chief author from another party

*Totals are not always the sum of individual years, due to changes made to bill authorship throughout the biennium



Representative Lisa Demuth (R)

District 13A
3rd Term

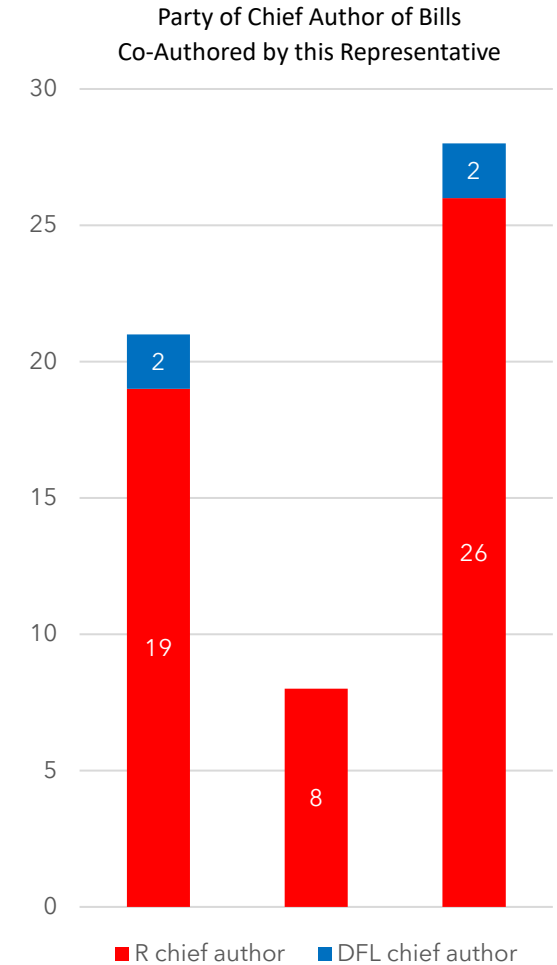
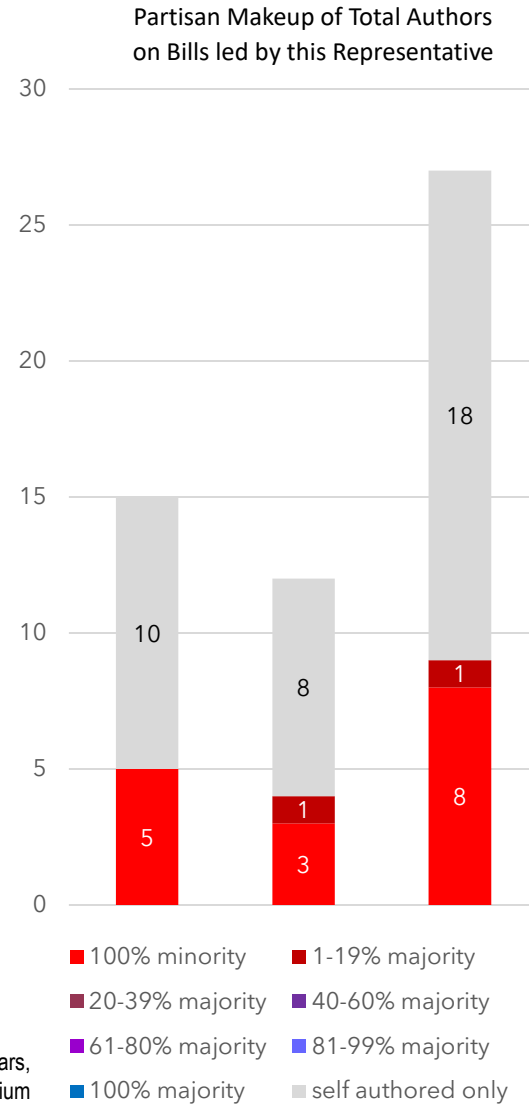
27 bills were introduced by Representative Demuth:

- 18 (10 in 2023; 8 in 2024) (67%) bills were sole-authored
- 8 (5 in 2023; 3 in 2024) (29%) bills had co-authors only from her own party
- 1 (0 in 2023; 1 in 2024) (4%) bills had at least one member of another party

Representative Demuth co-signed 28 bills:

- 26* (19 in 2023; 8 in 2024) (93%) of those bills had a chief author from her own party
- 2 (2 in 2023; 0 in 2024) (7%) had a chief author from another party

*Totals are not always the sum of individual years, due to changes made to bill authorship throughout the biennium



Representative Jeff Dotseth (R)

District 11A
1st Term

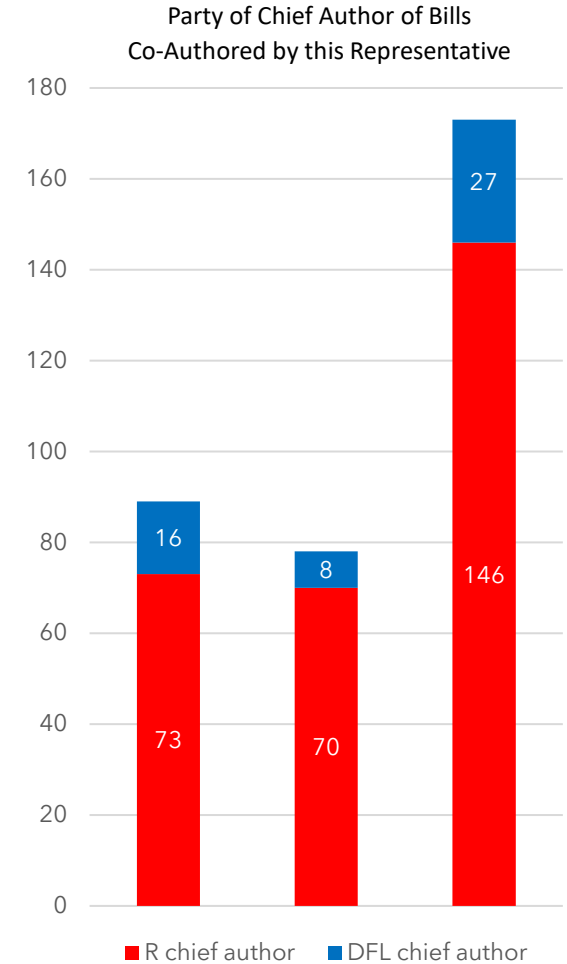
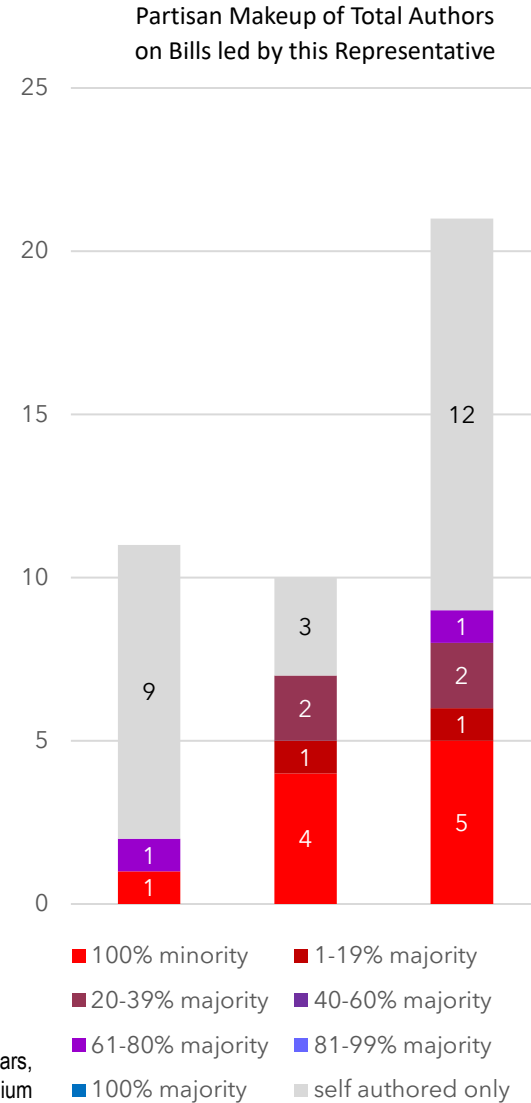
21 bills were introduced by Representative Dotseth:

- 12 (9 in 2023; 3 in 2024) (57%) bills were sole-authored
- 5 (1 in 2023; 4 in 2024) (24%) bills had co-authors only from his own party
- 4 (1 in 2023; 3 in 2024) (19%) bills had at least one member of another party

Representative Dotseth co-signed 173 bills:

- 146* (73 in 2023; 70 in 2024) (84%) of those bills had a chief author from his own party
- 27* (16 in 2023; 8 in 2024) (16%) had a chief author from another party

*Totals are not always the sum of individual years, due to changes made to bill authorship throughout the biennium



Representative Heather Edelson (DFL)

District 50A
3rd Term

61 bills were introduced by Representative Edelson:

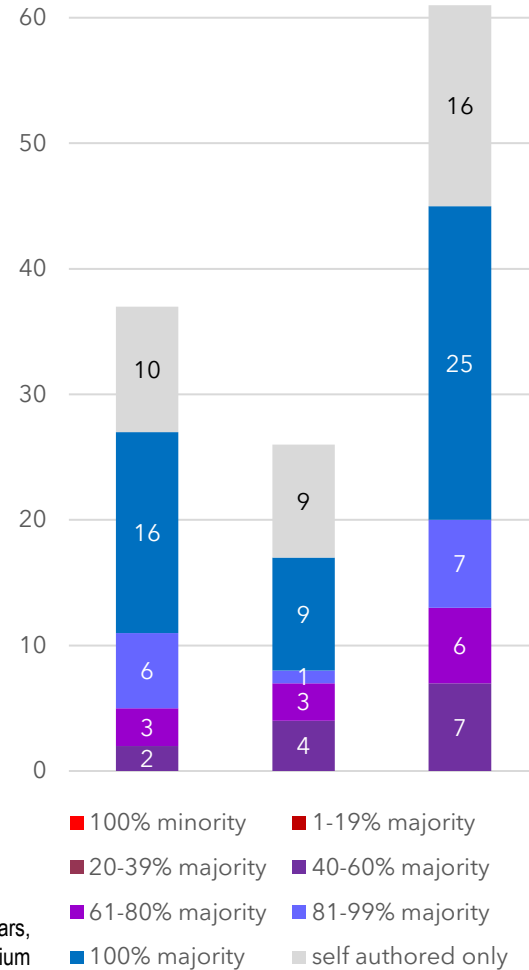
- 16* (10 in 2023; 9 in 2024) (26%) bills were sole-authored
- 25 (16 in 2023; 9 in 2024) (41%) bills had co-authors only from her own party
- 20* (11 in 2023; 8 in 2024) (33%) bills had at least one member of another party

Representative Edelson co-signed 194 bills:

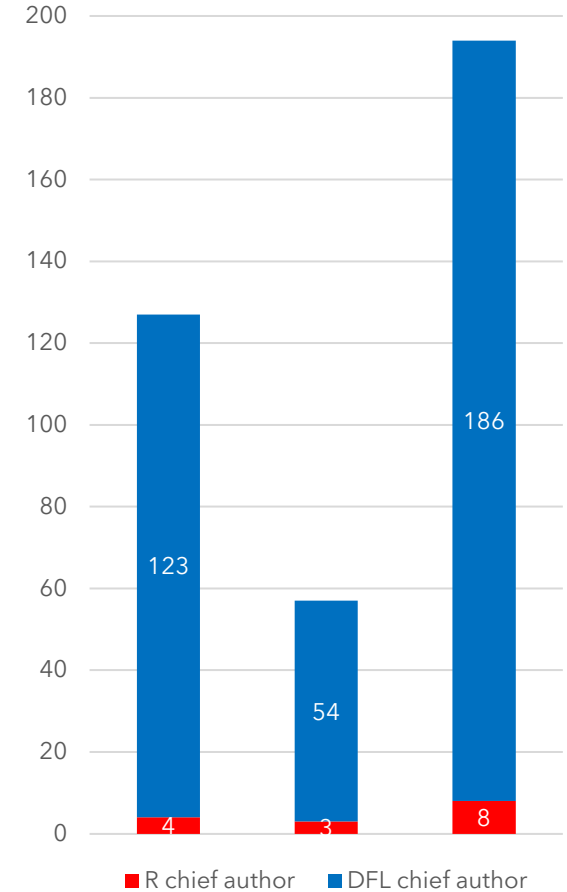
- 186* (123 in 2023; 54 in 2024) (96%) of those bills had a chief author from her own party
- 8* (4 in 2023; 3 in 2024) (4%) had a chief author from another party

*Totals are not always the sum of individual years, due to changes made to bill authorship throughout the biennium

Partisan Makeup of Total Authors on Bills led by this Representative



Party of Chief Author of Bills Co-Authored by this Representative



Representative Steve Elkins (DFL)

District 50B
3rd Term

51 bills were introduced by Representative Elkins:

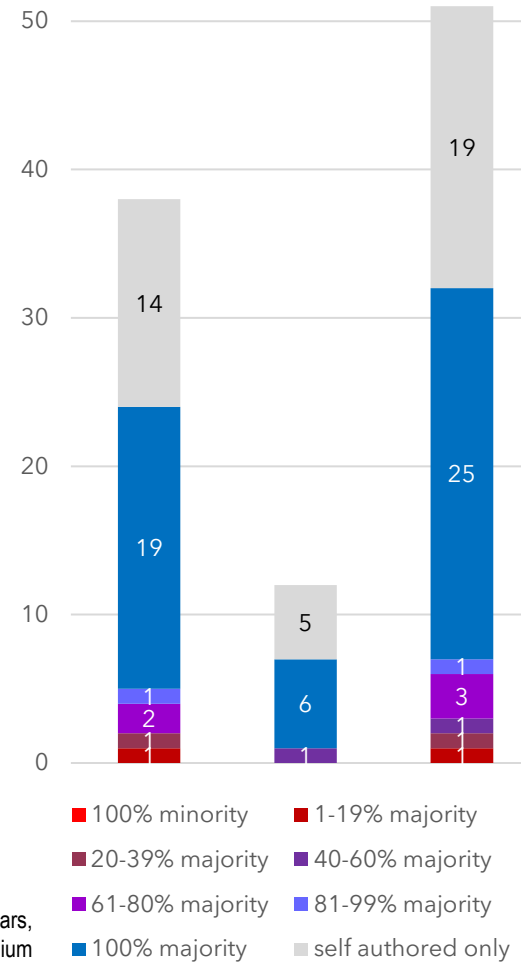
- 19 (14 in 2023; 5 in 2024) (37%) bills were sole-authored
- 25 (19 in 2023; 6 in 2024) (49%) bills had co-authors only from his own party
- 7* (5 in 2023; 1 in 2024) (14%) bills had at least one member of another party

Representative Elkins co-signed 210 bills:

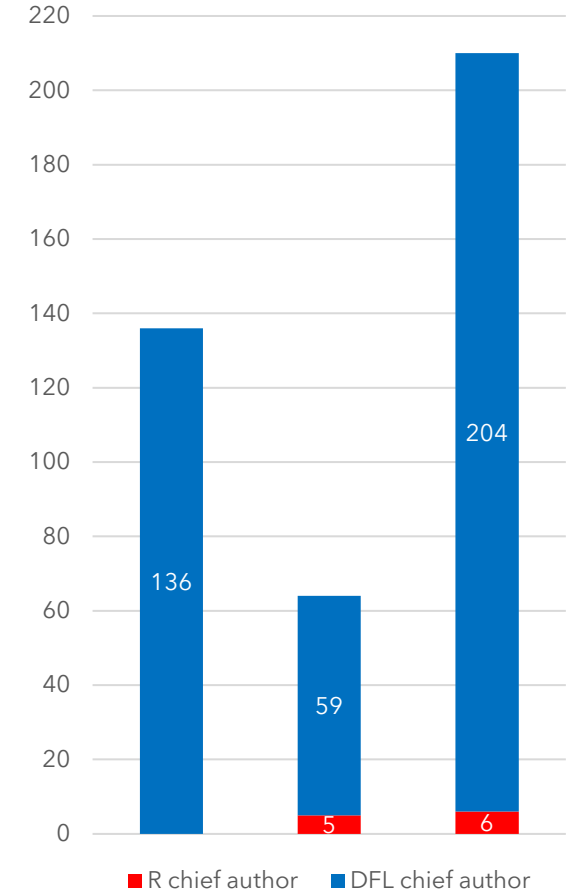
- 204* (136 in 2023; 59 in 2024) (97%) of those bills had a chief author from his own party
- 6* (0 in 2023; 5 in 2024) (3%) had a chief author from another party

*Totals are not always the sum of individual years, due to changes made to bill authorship throughout the biennium

Partisan Makeup of Total Authors on Bills led by this Representative



Party of Chief Author of Bills Co-Authored by this Representative



Representative Elliott Engen (R)

District 36A
1st Term

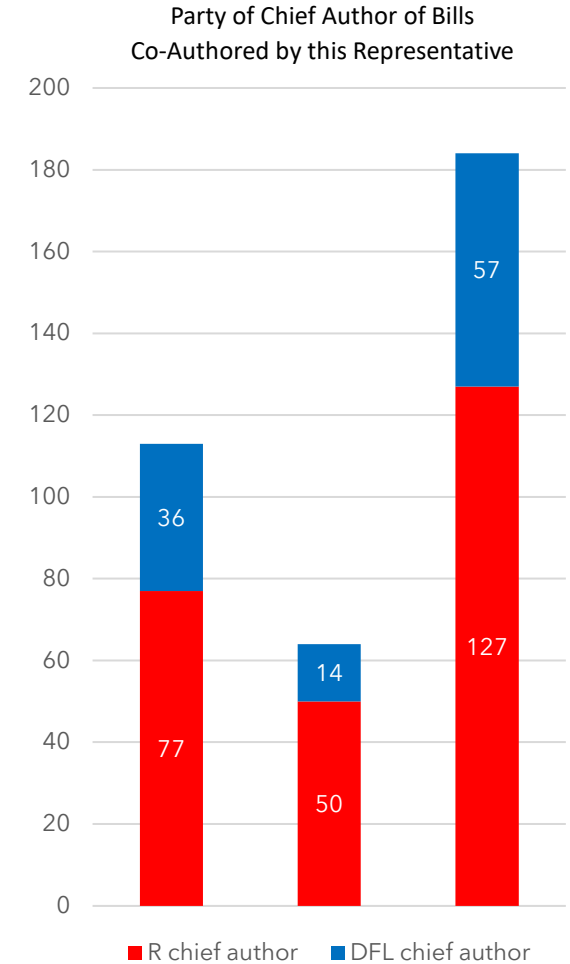
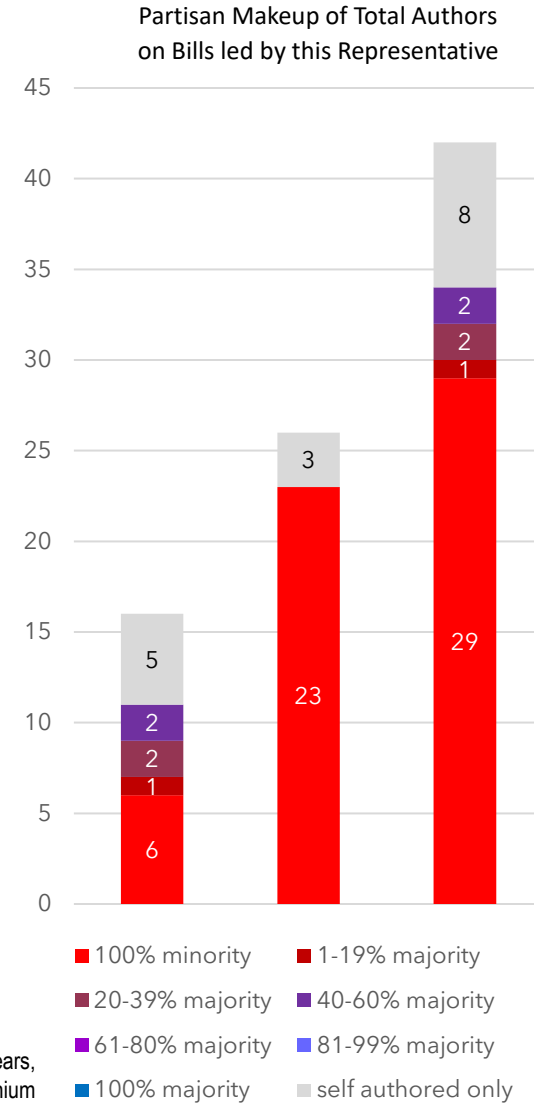
42 bills were introduced by Representative Engen:

- 8 (5 in 2023; 3 in 2024) (19%) bills were sole-authored
- 29 (6 in 2023; 23 in 2024) (69%) bills had co-authors only from his own party
- 5 (5 in 2023; 0 in 2024) (12%) bills had at least one member of another party

Representative Engen co-signed 184 bills:

- 127 (77 in 2023; 50 in 2024) (69%) of those bills had a chief author from his own party
- 57* (36 in 2023; 14 in 2024) (31%) had a chief author from another party

*Totals are not always the sum of individual years, due to changes made to bill authorship throughout the biennium



Representative Sandra Feist (DFL)

District 39B
2nd Term

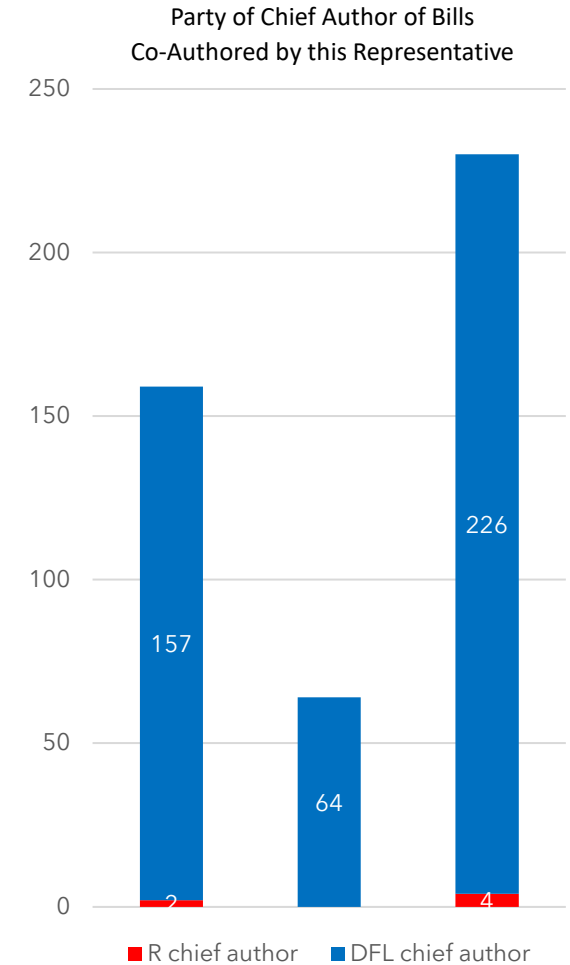
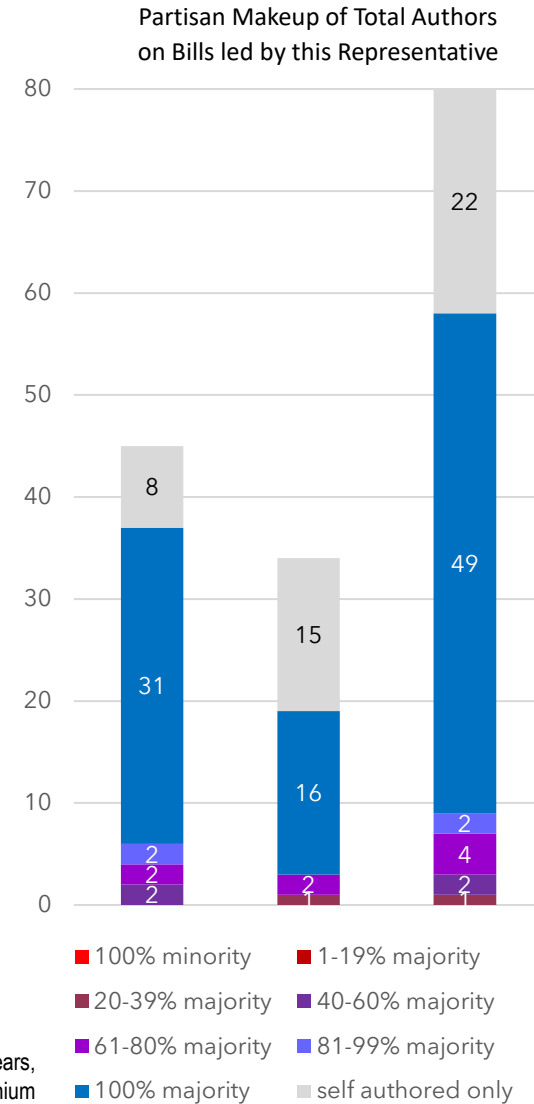
80 bills were introduced by Representative Feist:

- 22* (8 in 2023; 15 in 2024) (28%) bills were sole-authored
- 49* (31 in 2023; 16 in 2024) (61%) bills had co-authors only from her own party
- 9 (6 in 2023; 3 in 2024) (11%) bills had at least one member of another party

Representative Feist co-signed 230 bills:

- 226* (157 in 2023; 64 in 2024) (98%) of those bills had a chief author from her own party
- 4 (2 in 2023; 0 in 2024) (2%) had a chief author from another party

*Totals are not always the sum of individual years, due to changes made to bill authorship throughout the biennium



Representative Leigh Finke (DFL)

District 66A
1st Term

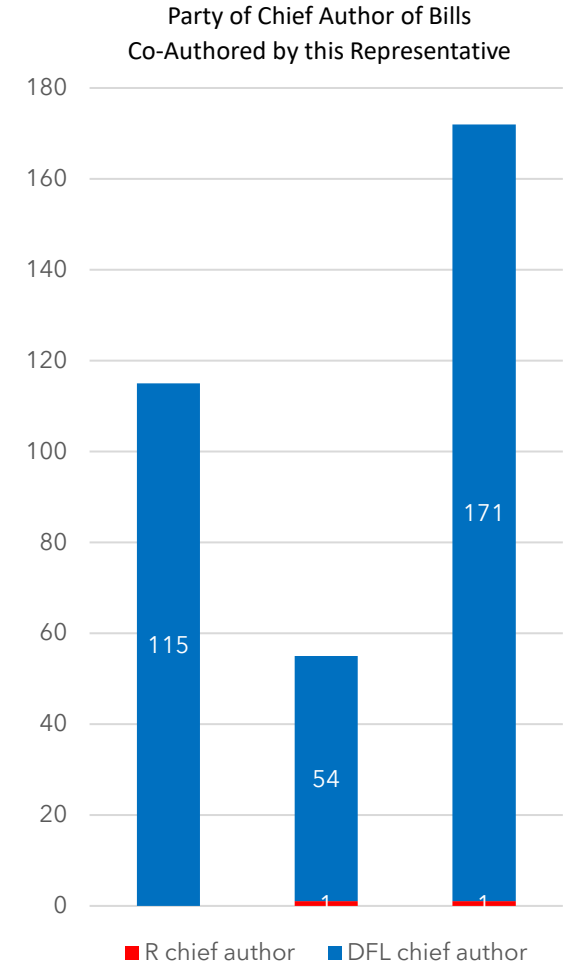
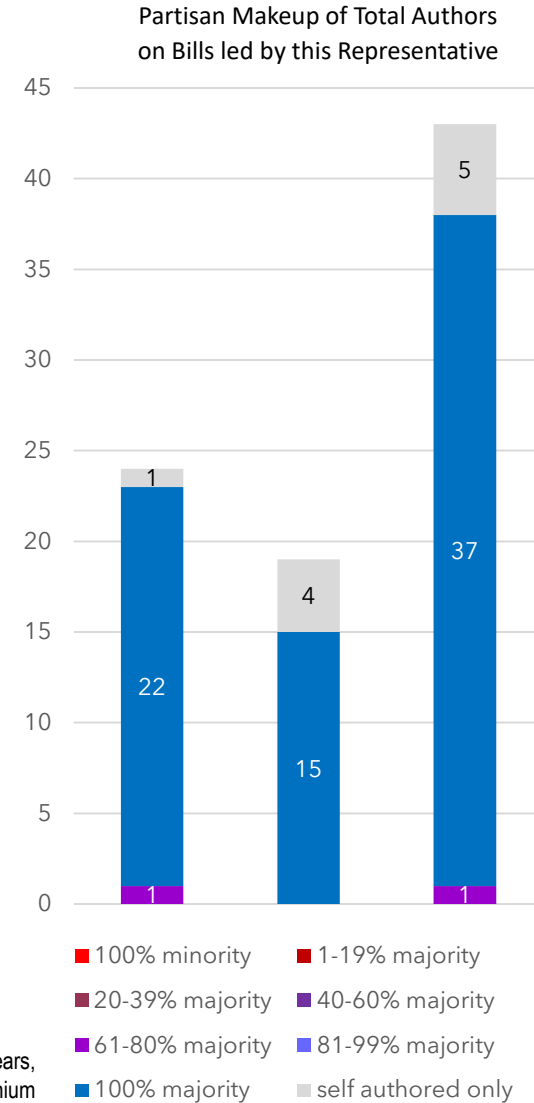
43 bills were introduced by Representative Finke:

- 5 (1 in 2023; 4 in 2024) (12%) bills were sole-authored
- 37 (22 in 2023; 15 in 2024) (86%) bills had co-authors only from her own party
- 1 (1 in 2023; 0 in 2024) (2%) bills had at least one member of another party

Representative Finke co-signed 172 bills:

- 171* (115 in 2023; 54 in 2024) (99%) of those bills had a chief author from her own party
- 1 (0 in 2023; 1 in 2024) (1%) had a chief author from another party

*Totals are not always the sum of individual years, due to changes made to bill authorship throughout the biennium



Representative Peter Fischer (DFL)

District 44A
6th Term

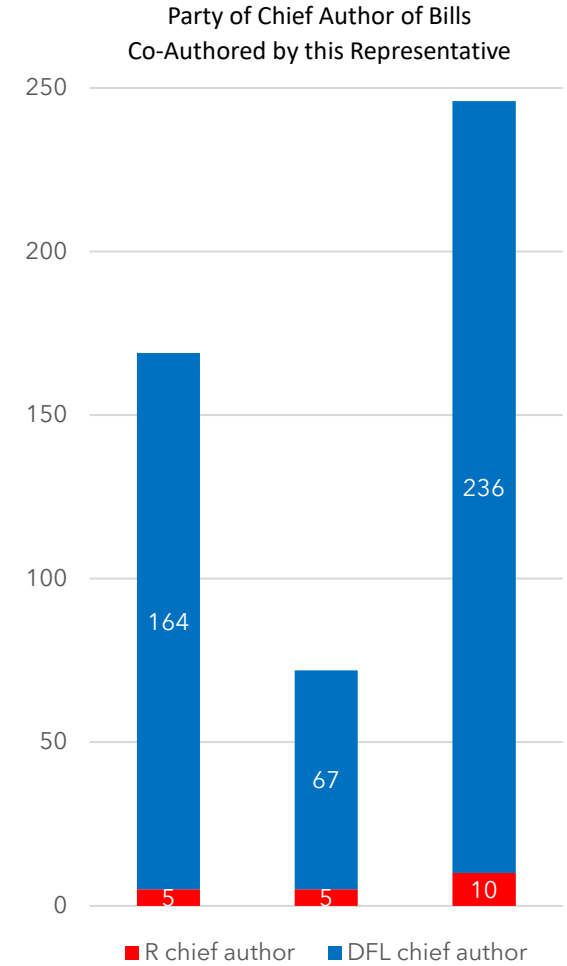
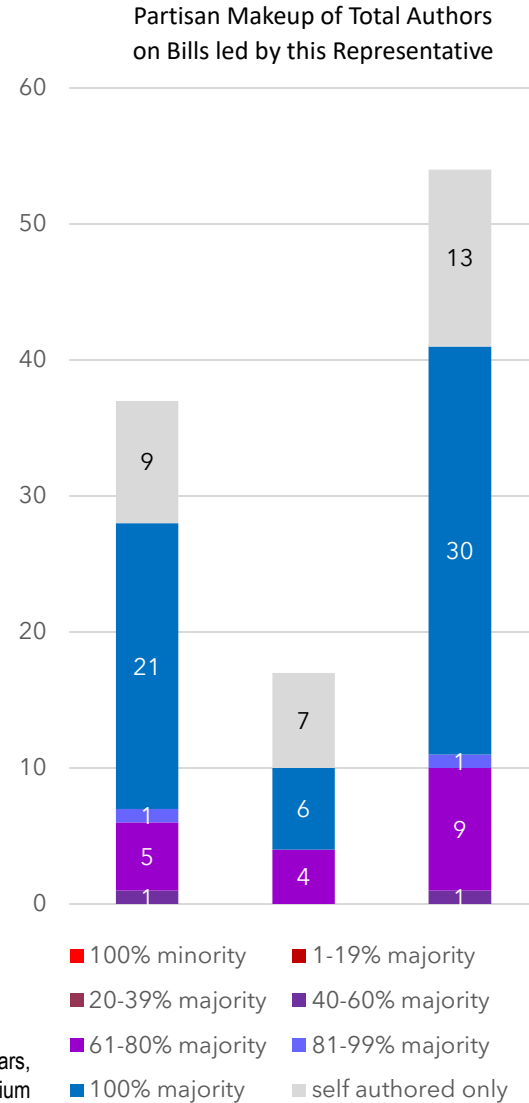
54 bills were introduced by Representative Fischer:

- 13* (9 in 2023; 7 in 2024) (24%) bills were sole-authored
- 30* (21 in 2023; 6 in 2024) (56%) bills had co-authors only from his own party
- 11 (7 in 2023; 4 in 2024) (20%) bills had at least one member of another party

Representative Fischer co-signed 246 bills:

- 236* (164 in 2023; 67 in 2024) (96%) of those bills had a chief author from his own party
- 10 (5 in 2023; 5 in 2024) (4%) had a chief author from another party

*Totals are not always the sum of individual years, due to changes made to bill authorship throughout the biennium



Representative Marj Fogelman (R)

District 21B
1st Term

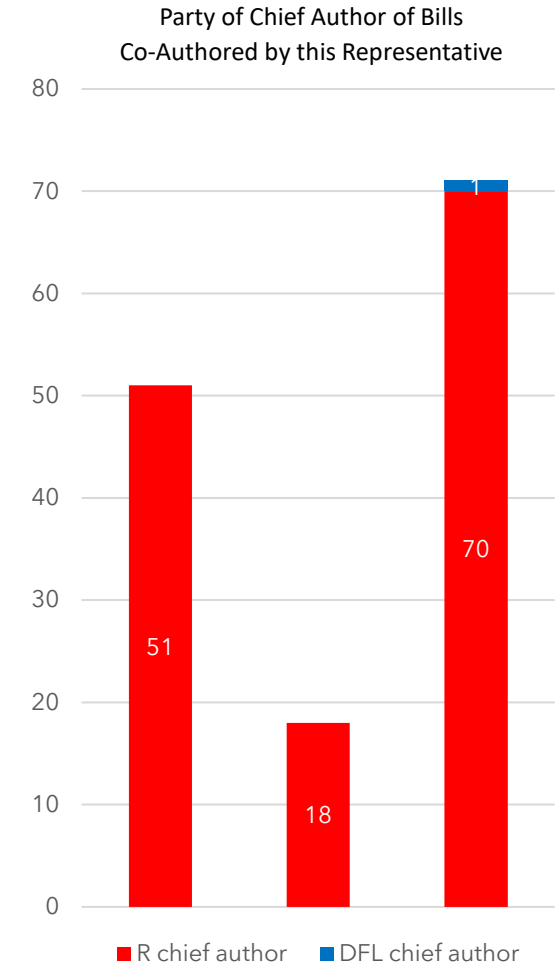
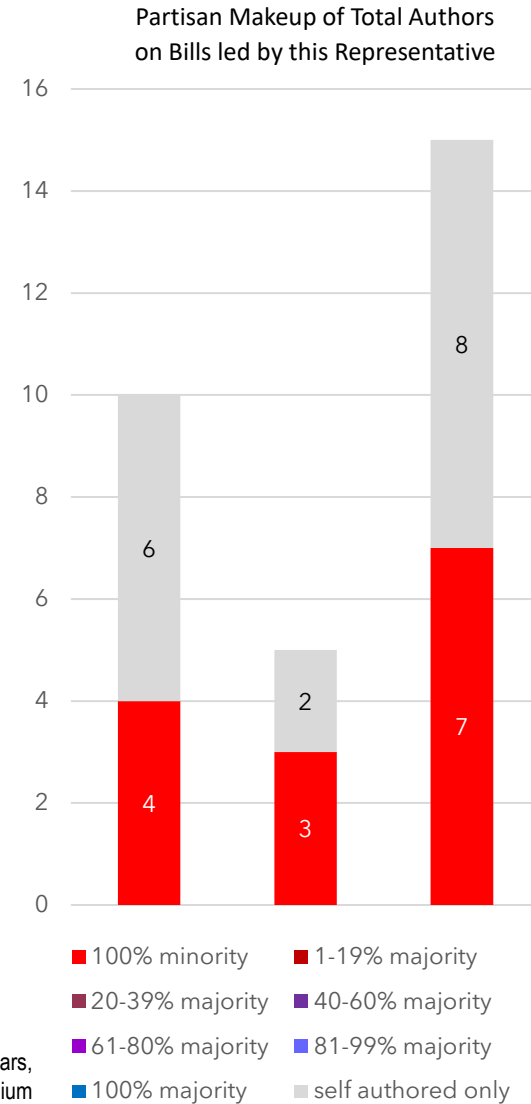
15 bills were introduced by Representative Fogelman:

- 8 (6 in 2023; 2 in 2024) (53%) bills were sole-authored
- 7 (4 in 2023; 3 in 2024) (47%) bills had co-authors only from her own party
- 0 (0 in 2023; 0 in 2024) (0%) bills had at least one member of another party

Representative Fogelman co-signed 71 bills:

- 70* (51 in 2023; 18 in 2024) (99%) of those bills had a chief author from her own party
- 1 (0 in 2023; 0 in 2024) (1%) had a chief author from another party

*Totals are not always the sum of individual years, due to changes made to bill authorship throughout the biennium



Representative Mary Franson (R)

District 12B
7th Term

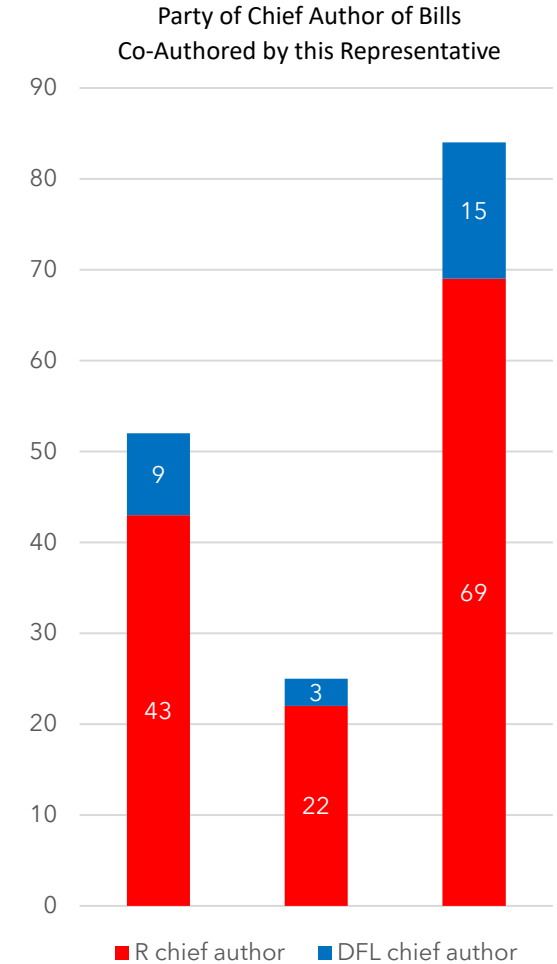
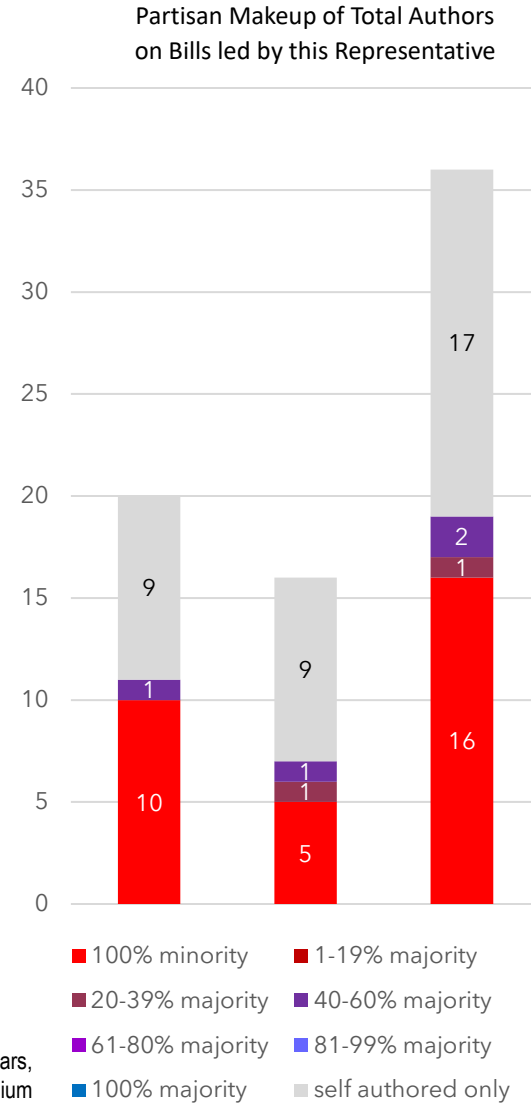
36 bills were introduced by Representative Franson:

- 17* (9 in 2023; 9 in 2024) (47%) bills were sole-authored
- 16* (10 in 2023; 5 in 2024) (44%) bills had co-authors only from her own party
- 3 (1 in 2023; 2 in 2024) (8%) bills had at least one member of another party

Representative Franson co-signed 84 bills:

- 69* (43 in 2023; 22 in 2024) (82%) of those bills had a chief author from her own party
- 15* (9 in 2023; 3 in 2024) (18%) had a chief author from another party

*Totals are not always the sum of individual years, due to changes made to bill authorship throughout the biennium



Representative Cedrick Frazier (DFL)

District 43A
2nd Term

72 bills were introduced by Representative Frazier:

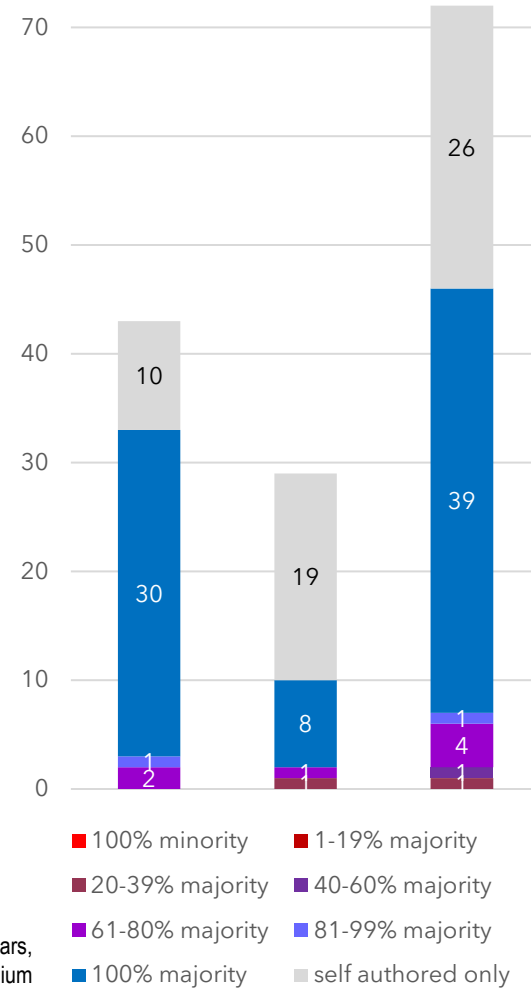
- 26* (10 in 2023; 19 in 2024) (36%) bills were sole-authored
- 39* (30 in 2023; 8 in 2024) (54%) bills had co-authors only from his own party
- 7* (3 in 2023; 2 in 2024) (10%) bills had at least one member of another party

Representative Frazier co-signed 288 bills:

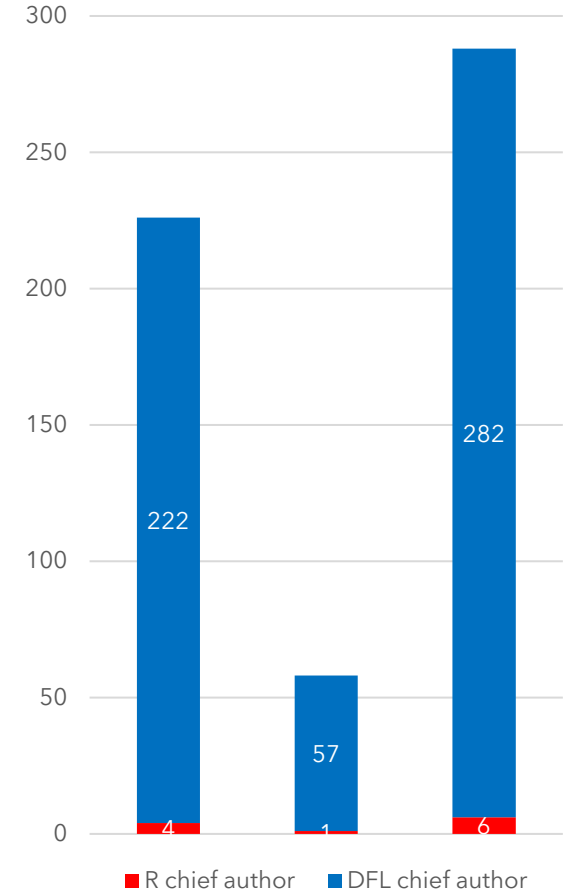
- 282* (222 in 2023; 57 in 2024) (98%) of those bills had a chief author from his own party
- 6* (4 in 2023; 1 in 2024) (2%) had a chief author from another party

*Totals are not always the sum of individual years, due to changes made to bill authorship throughout the biennium

Partisan Makeup of Total Authors on Bills led by this Representative



Party of Chief Author of Bills Co-Authored by this Representative



Representative Luke Frederick (DFL)

District 18B
2nd Term

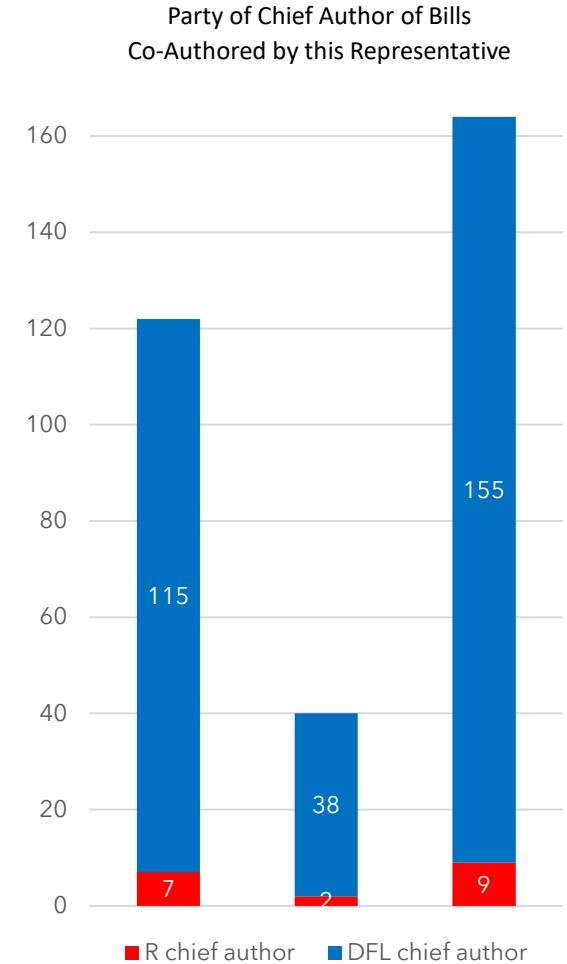
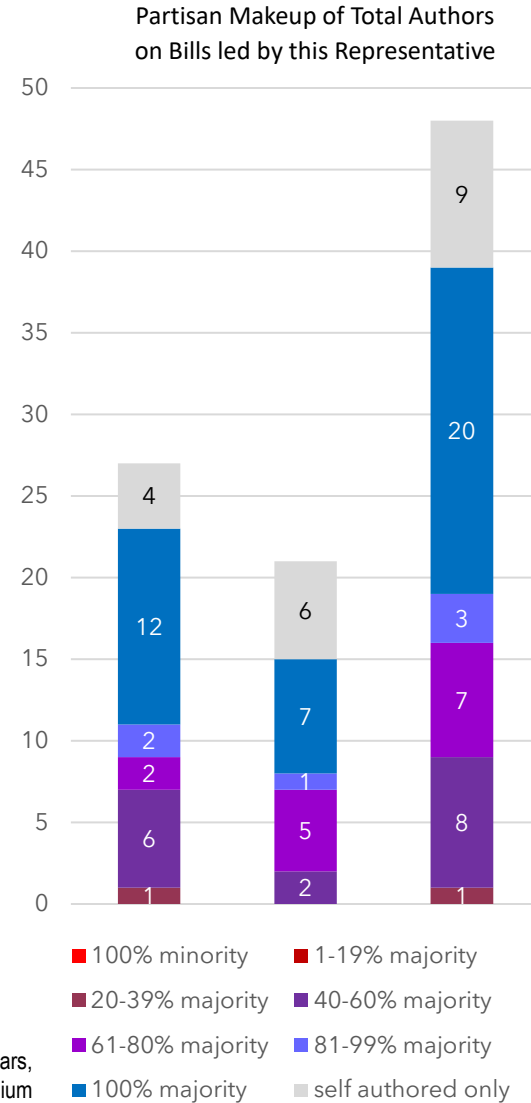
48 bills were introduced by Representative Frederick:

- 9* (4 in 2023; 6 in 2024) (19%) bills were sole-authored
- 20* (12 in 2023; 7 in 2024) (41%) bills had co-authors only from his own party
- 19 (11 in 2023; 8 in 2024) (40%) bills had at least one member of another party

Representative Frederick co-signed 164 bills:

- 155* (115 in 2023; 38 in 2024) (95%) of those bills had a chief author from his own party
- 9 (7 in 2023; 2 in 2024) (5%) had a chief author from another party

*Totals are not always the sum of individual years, due to changes made to bill authorship throughout the biennium



Representative Mike Freiberg (DFL)

District 43B
6th Term

61 bills were introduced by Representative Freiberg:

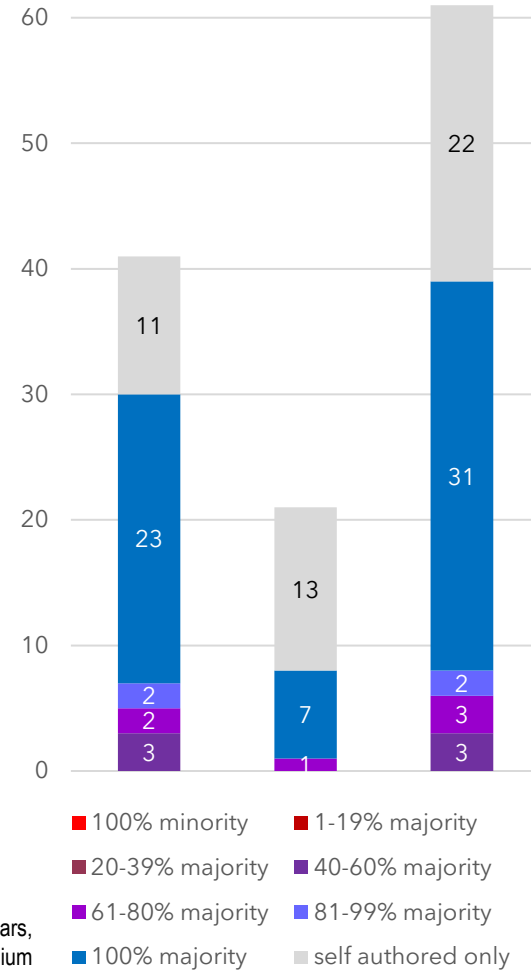
- 22* (11 in 2023; 13 in 2024) (36%) bills were sole-authored
- 31* (23 in 2023; 7 in 2024) (51%) bills had co-authors only from his own party
- 8 (7 in 2023; 1 in 2024) (13%) bills had at least one member of another party

Representative Freiberg co-signed 238 bills:

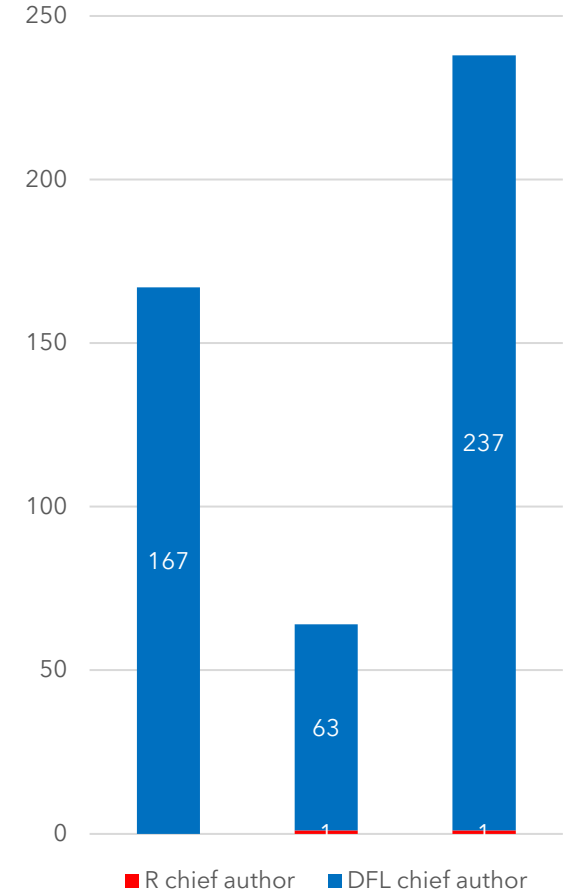
- 237* (167 in 2023; 63 in 2024) (99.5%) of those bills had a chief author from his own party
- 1 (0 in 2023; 1 in 2024) (0.5%) had a chief author from another party

*Totals are not always the sum of individual years, due to changes made to bill authorship throughout the biennium

Partisan Makeup of Total Authors on Bills led by this Representative



Party of Chief Author of Bills Co-Authored by this Representative



Representative Pat Garofalo

District 58B
10th Term

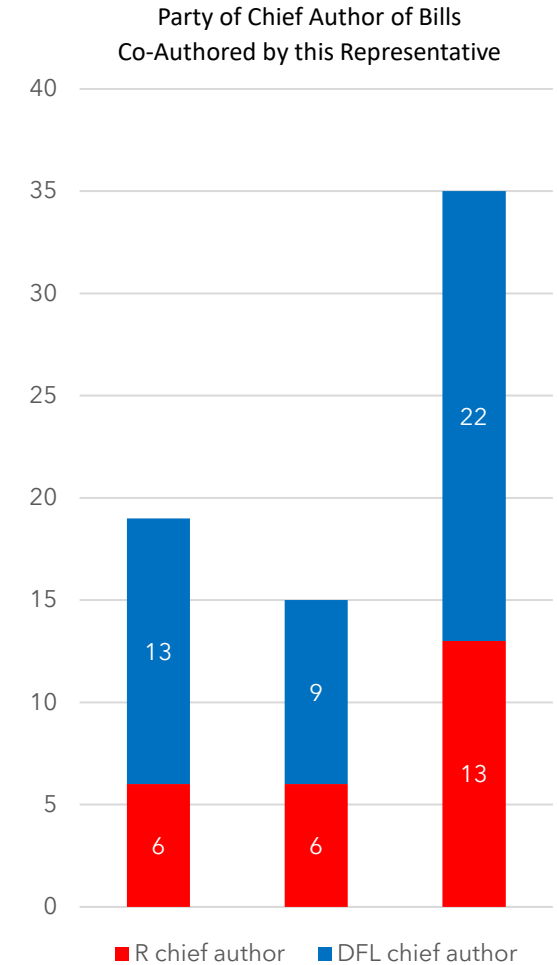
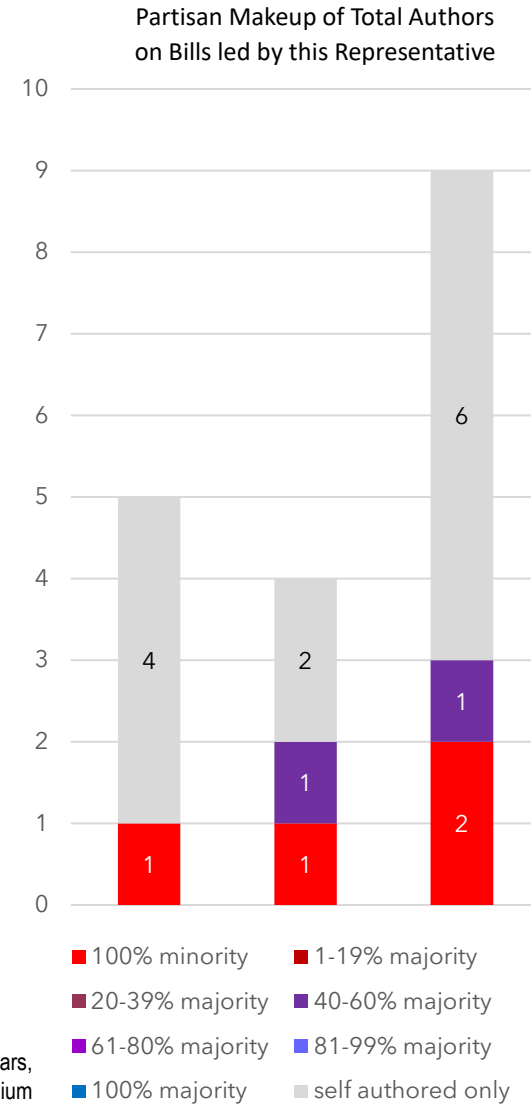
9 bills were introduced by Representative Garofalo:

- 6 (4 in 2023; 2 in 2024) (67%) bills were sole-authored
- 2 (1 in 2023; 1 in 2024) (22%) bills had co-authors only from his own party
- 1 (0 in 2023; 1 in 2024) (11%) bills had at least one member of another party

Representative Garofalo co-signed 35 bills:

- 13* (6 in 2023; 6 in 2024) (37%) of those bills had a chief author from his own party
- 22 (13 in 2023; 9 in 2024) (63%) had a chief author from another party

*Totals are not always the sum of individual years, due to changes made to bill authorship throughout the biennium



Representative Dawn Gillman (R)

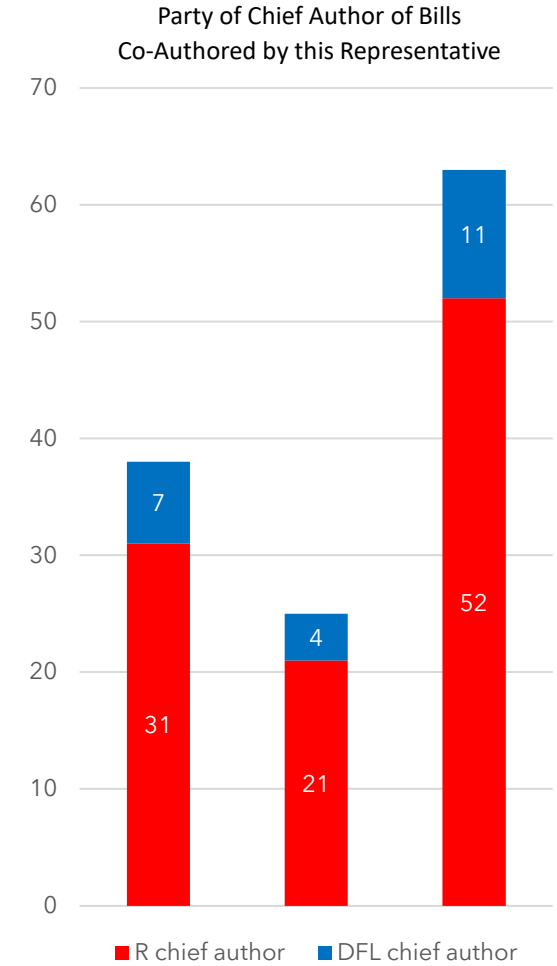
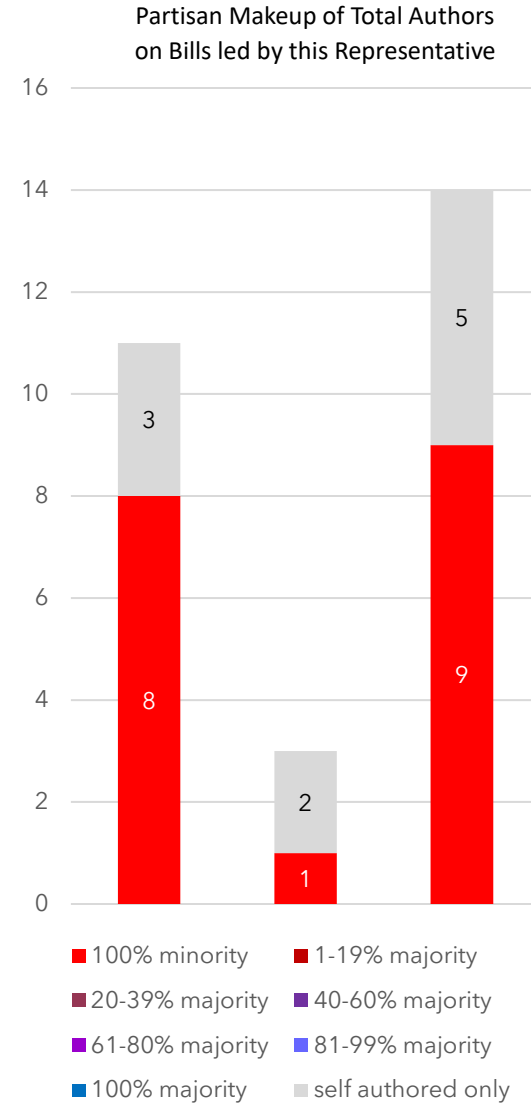
District 17A
1st Term

14 bills were introduced by Representative Gillman:

- 5 (3 in 2023; 2 in 2024) (36%) bills were sole-authored
- 9 (8 in 2023; 1 in 2024) (64%) bills had co-authors only from her own party
- 0 (0 in 2023; 0 in 2024) (0%) bills had at least one member of another party

Representative Gillman co-signed 63 bills:

- 52 (31 in 2023; 21 in 2024) (83%) of those bills had a chief author from her own party
- 11 (7 in 2023; 4 in 2024) (17%) had a chief author from another party



Representative Aisha Gomez (DFL)

District 62A
3rd Term

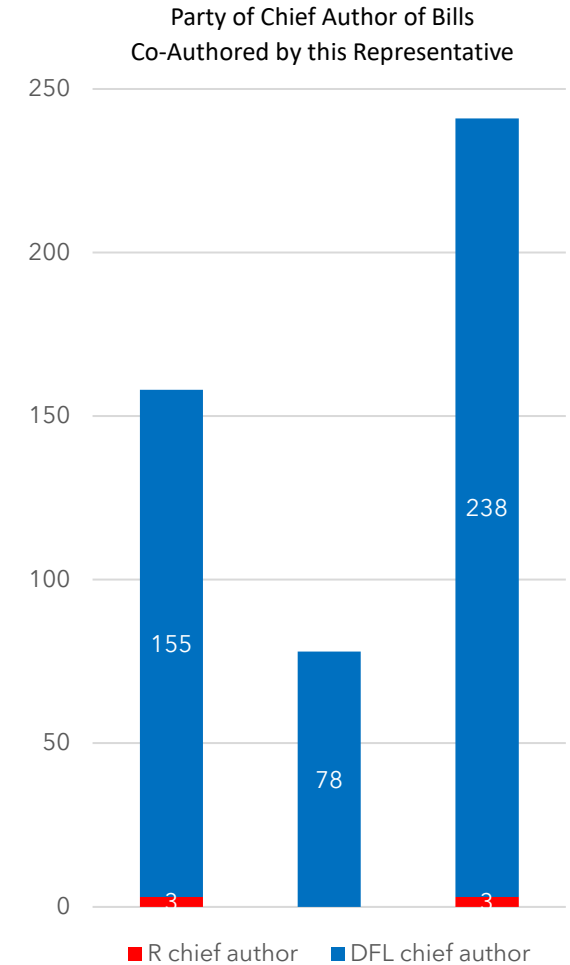
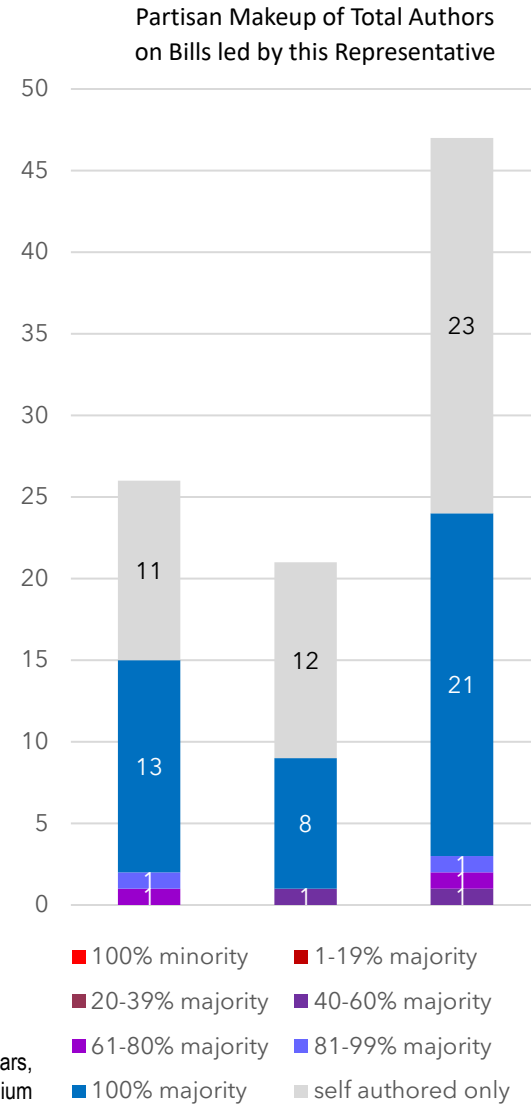
47 bills were introduced by Representative Gomez:

- 23 (11 in 2023; 12 in 2024) (49%) bills were sole-authored
- 21 (13 in 2023; 8 in 2024) (45%) bills had co-authors only from her own party
- 3 (2 in 2023; 1 in 2024) (6%) bills had at least one member of another party

Representative Gomez co-signed 241 bills:

- 238* (155 in 2023; 78 in 2024) (99%) of those bills had a chief author from her own party
- 3 (3 in 2023; 0 in 2024) (1%) had a chief author from another party

*Totals are not always the sum of individual years, due to changes made to bill authorship throughout the biennium



Representative Emma Greenman (DFL)

District 63B
2nd Term

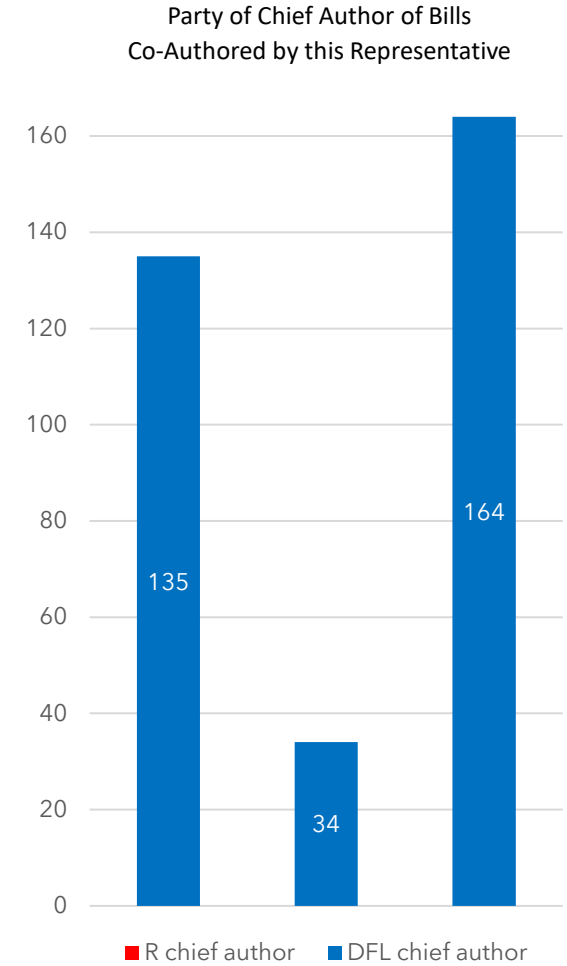
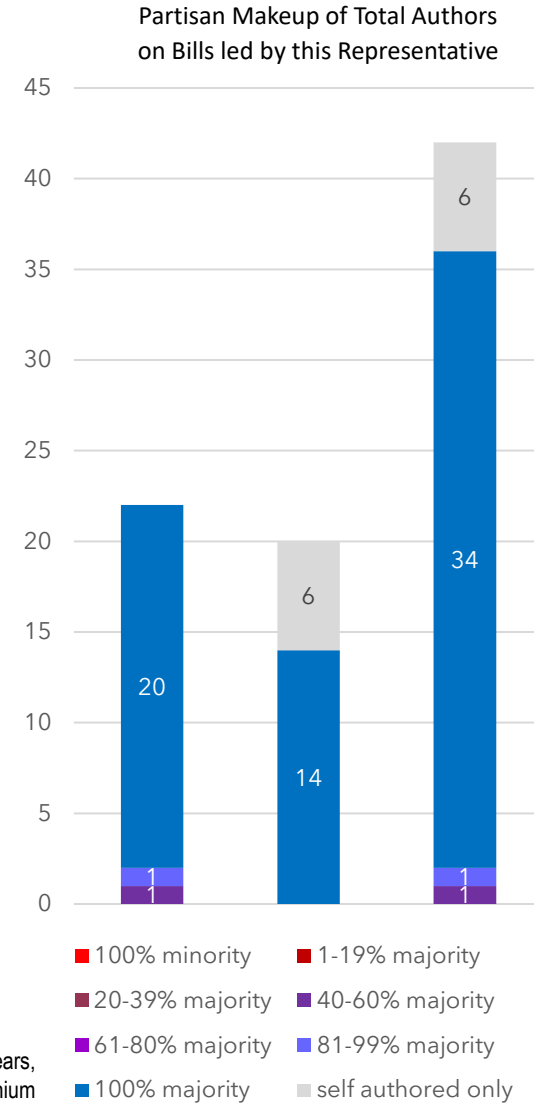
42 bills were introduced by Representative Greenman:

- 6 (0 in 2023; 6 in 2024) (14%) bills were sole-authored
- 34 (20 in 2023; 14 in 2024) (81%) bills had co-authors only from her own party
- 2 (2 in 2023; 0 in 2024) (5%) bills had at least one member of another party

Representative Greenman co-signed 164 bills:

- 164* (135 in 2023; 34 in 2024) (100%) of those bills had a chief author from her own party
- 0 (0 in 2023; 0 in 2024) (0%) had a chief author from another party

*Totals are not always the sum of individual years, due to changes made to bill authorship throughout the biennium



Representative Matt Grossell (R)

District 02A
4th Term

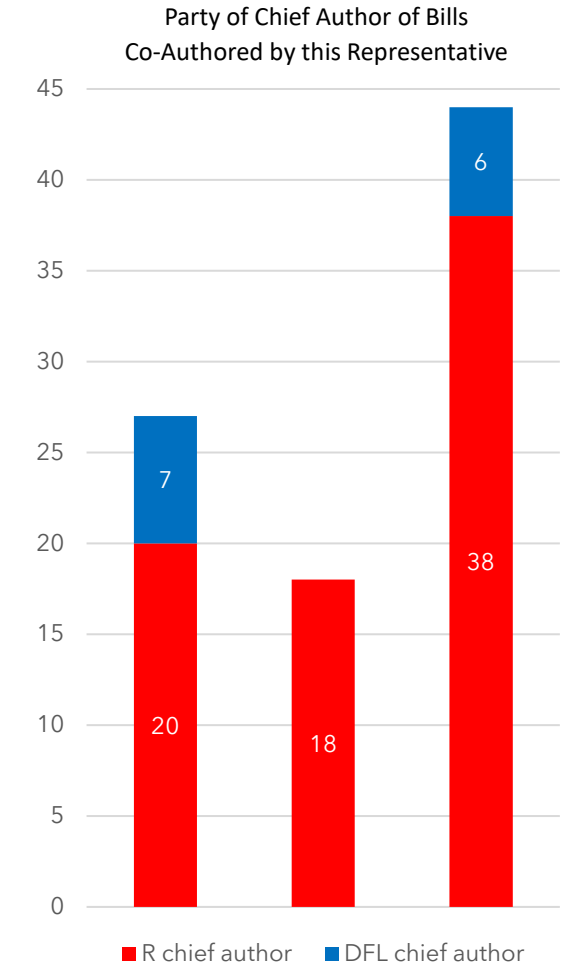
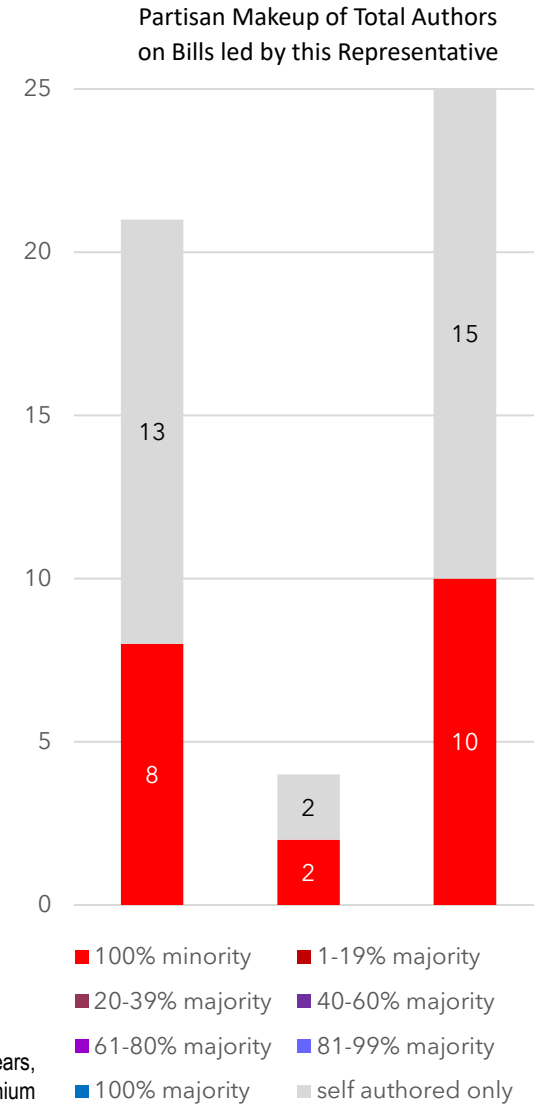
25 bills were introduced by Representative Grossell:

- 15 (13 in 2023; 2 in 2024) (60%) bills were sole-authored
- 10 (8 in 2023; 2 in 2024) (40%) bills had co-authors only from his own party
- 0 (0 in 2023; 0 in 2024) (0%) bills had at least one member of another party

Representative Grossell co-signed 44 bills:

- 38 (20 in 2023; 18 in 2024) (86%) of those bills had a chief author from his own party
- 6* (7 in 2023; 0 in 2024) (14%) had a chief author from another party

*Totals are not always the sum of individual years, due to changes made to bill authorship throughout the biennium



Representative Rick Hansen (DFL)

District 453B
10th Term

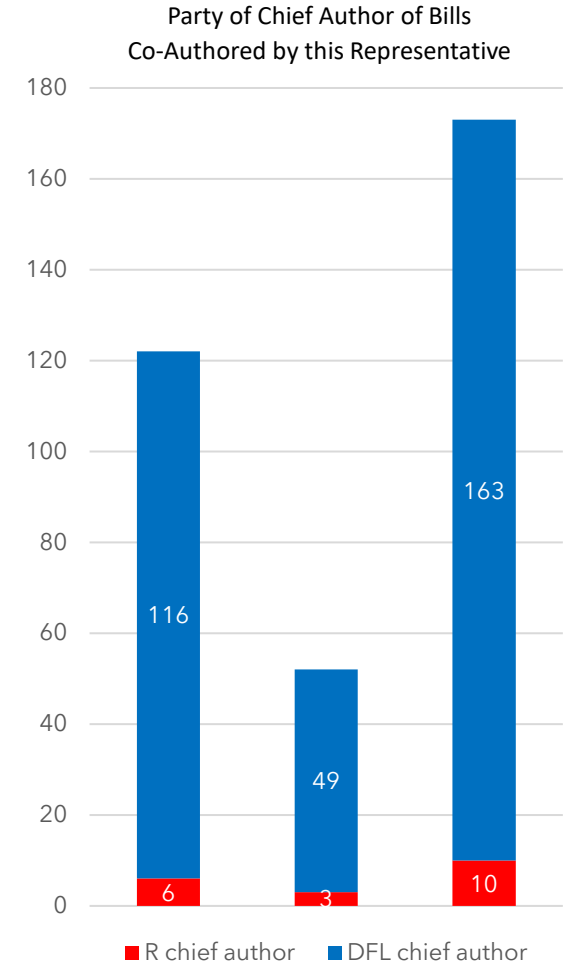
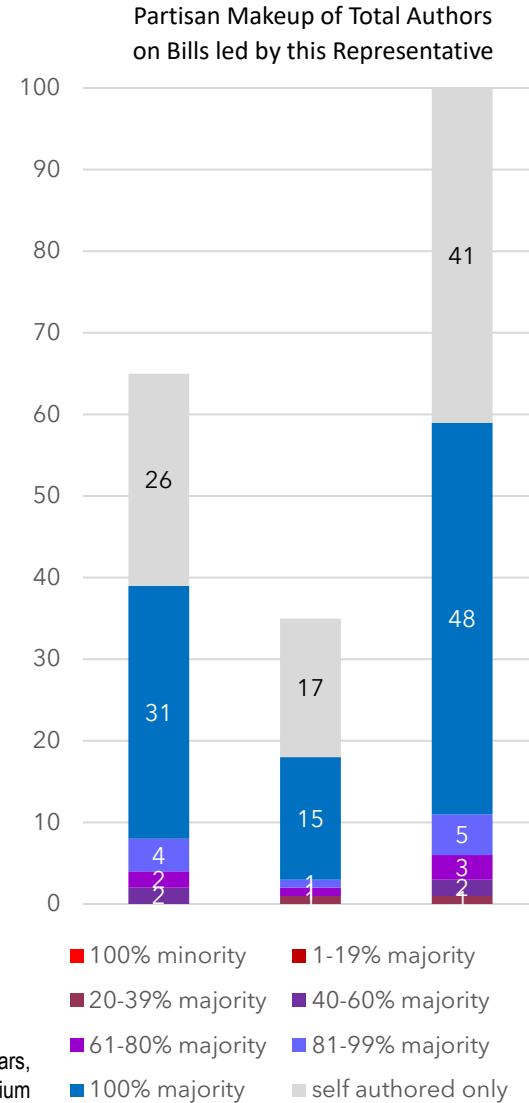
100 bills were introduced by Representative Hansen:

- 41* (26 in 2023; 17 in 2024) (41%) bills were sole-authored
- 48* (31 in 2023; 15 in 2024) (48%) bills had co-authors only from his own party
- 11 (8 in 2023; 3 in 2024) (11%) bills had at least one member of another party

Representative Hansen co-signed 173 bills:

- 163* (116 in 2023; 49 in 2024) (94%) of those bills had a chief author from his own party
- 10* (6 in 2023; 3 in 2024) (6%) had a chief author from another party

*Totals are not always the sum of individual years, due to changes made to bill authorship throughout the biennium



Representative Jessica Hanson (DFL)

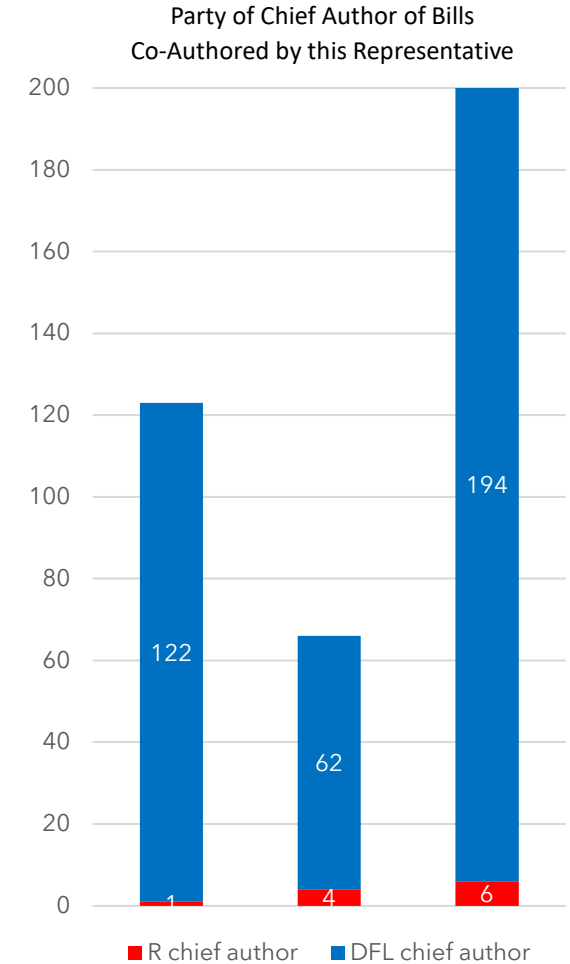
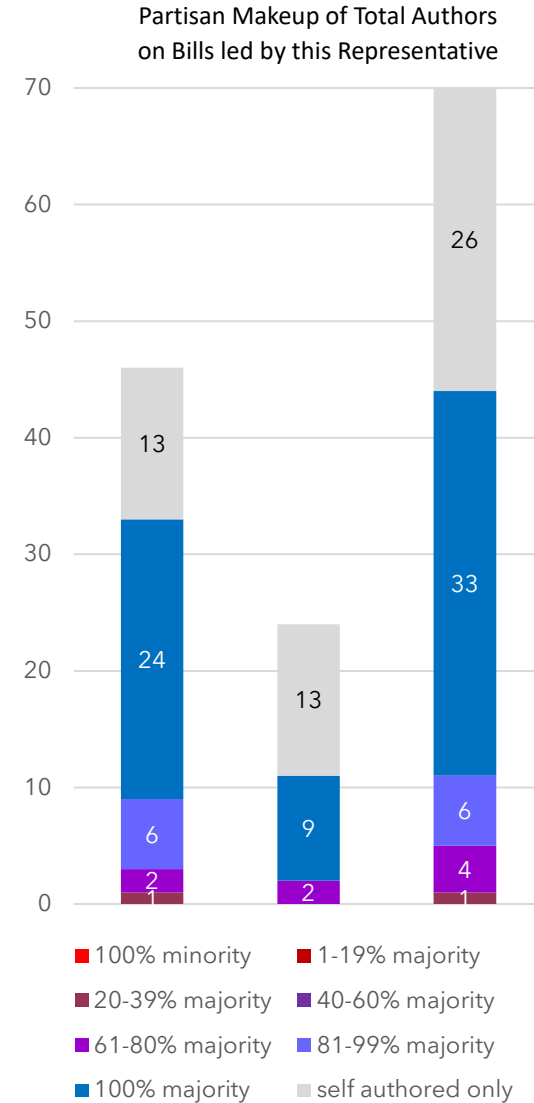
District 55A
2nd Term

70 bills were introduced by Representative Hanson:

- 26 (13 in 2023; 13 in 2024) (37%) bills were sole-authored
- 33 (24 in 2023; 9 in 2024) (47%) bills had co-authors only from her own party
- 11 (9 in 2023; 2 in 2024) (16%) bills had at least one member of another party

Representative Hanson co-signed 200 bills:

- 194* (122 in 2023; 62 in 2024) (97%) of those bills had a chief author from her own party
- 6* (1 in 2023; 4 in 2024) (3%) had a chief author from another party



Representative Bobbie Harder (R)

District 17B
1st Term

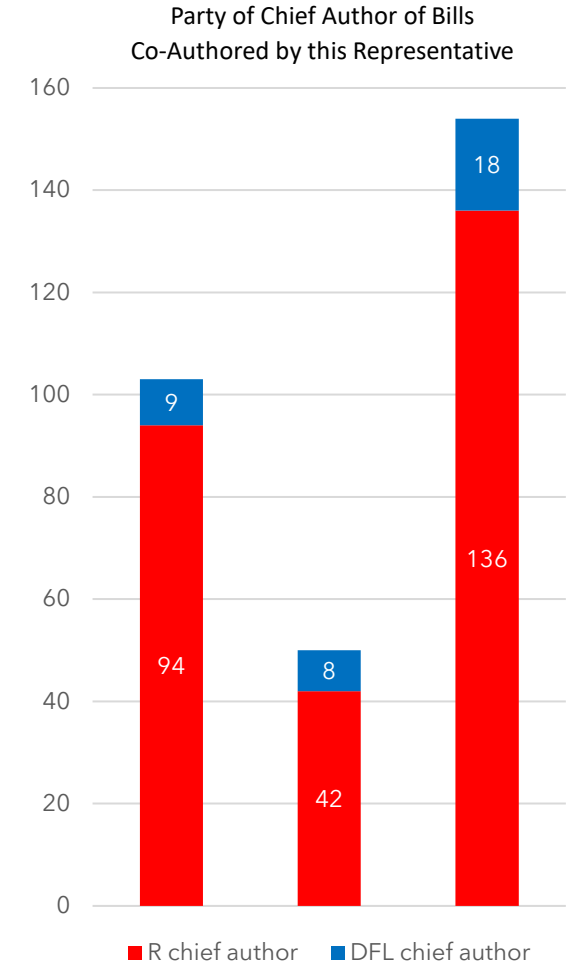
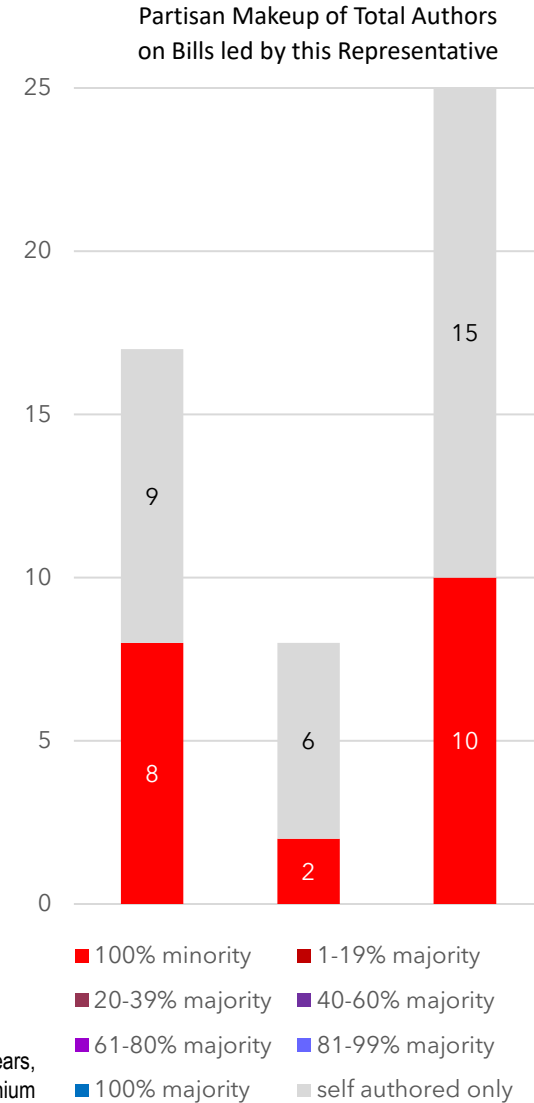
25 bills were introduced by Representative Harder:

- 15 (9 in 2023; 6 in 2024) (60%) bills were sole-authored
- 10 (8 in 2023; 2 in 2024) (40%) bills had co-authors only from her own party
- 0 (0 in 2023; 0 in 2024) (0%) bills had at least one member of another party

Representative Harder co-signed 154 bills:

- 136 (94 in 2023; 42 in 2024) (88%) of those bills had a chief author from her own party
- 18* (9 in 2023; 8 in 2024) (12%) had a chief author from another party

*Totals are not always the sum of individual years, due to changes made to bill authorship throughout the biennium



Representative Hodan Hassan (DFL)

District 62B
3rd Term

83 bills were introduced by Representative Hassan:

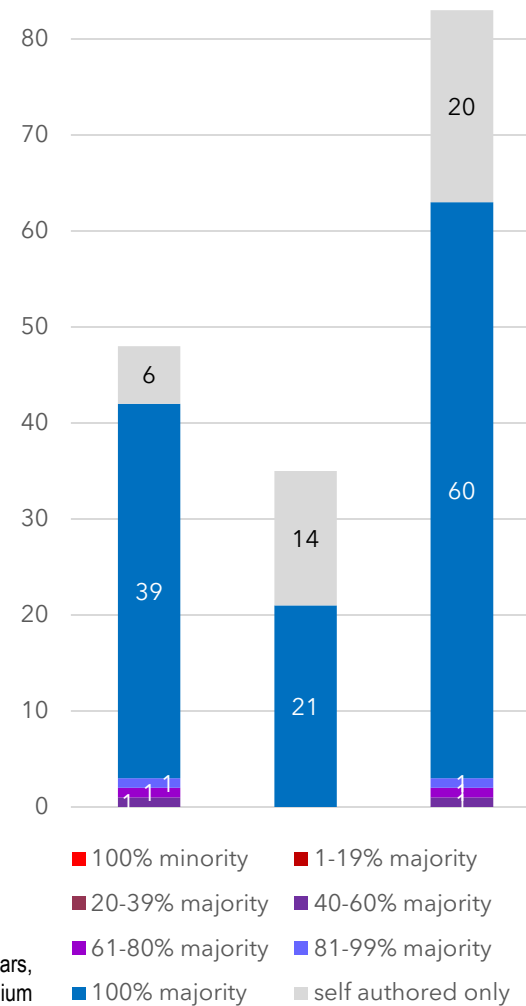
- 20 (6 in 2023; 14 in 2024) (24%) bills were sole-authored
- 60 (39 in 2023; 21 in 2024) (72%) bills had co-authors only from her own party
- 3 (3 in 2023; 0 in 2024) (4%) bills had at least one member of another party

Representative Hassan co-signed 239 bills:

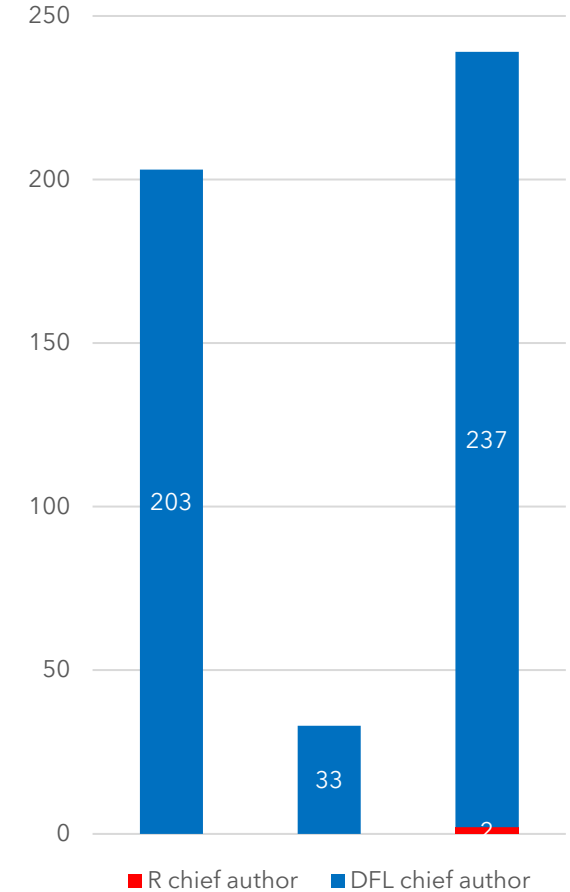
- 237* (203 in 2023; 33 in 2024) (99%) of those bills had a chief author from her own party
- 2 (0 in 2023; 0 in 2024) (1%) had a chief author from another party

*Totals are not always the sum of individual years, due to changes made to bill authorship throughout the biennium

Partisan Makeup of Total Authors on Bills led by this Representative



Party of Chief Author of Bills Co-Authored by this Representative



Representative Josh Heintzeman (R)

District 06B
5th Term

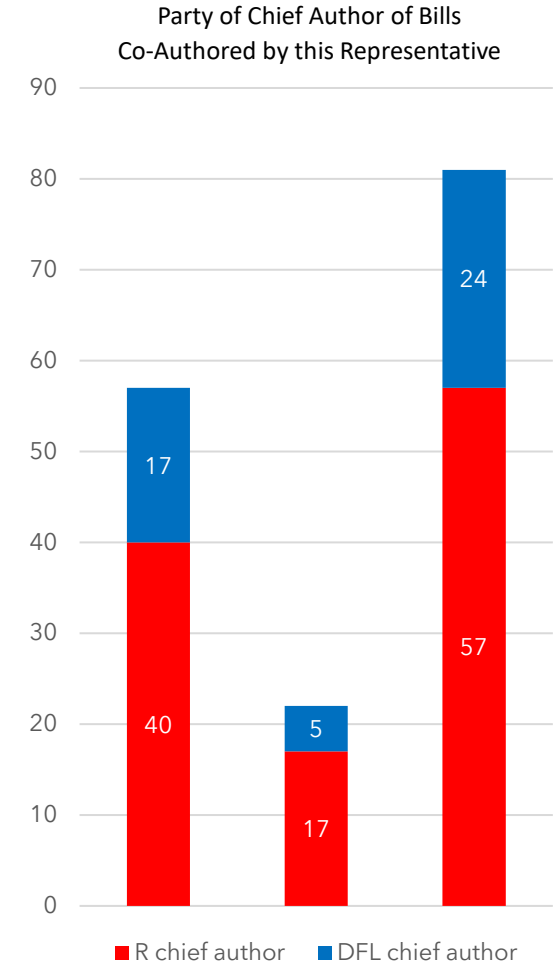
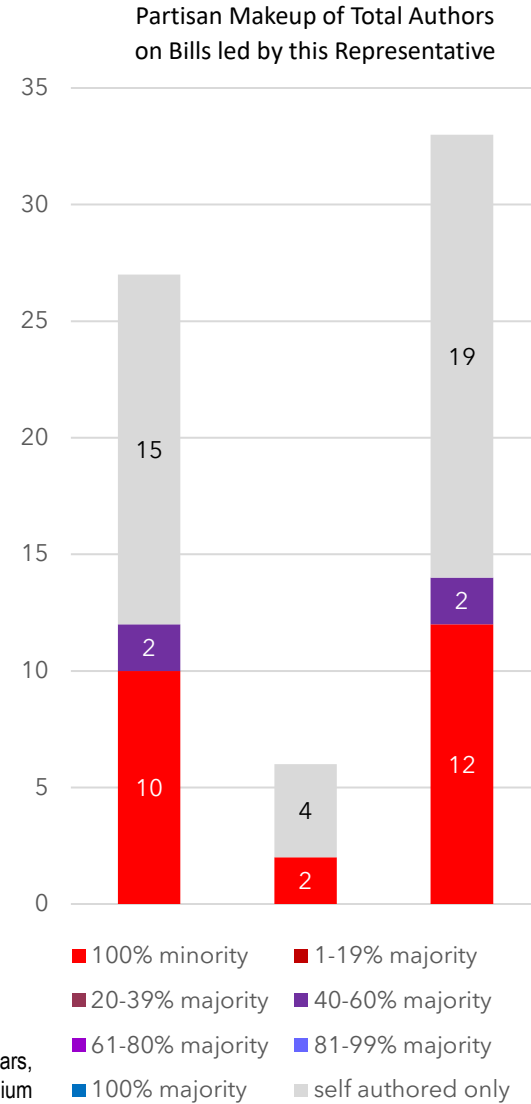
33 bills were introduced by Representative Heintzeman:

- 19 (15 in 2023; 4 in 2024) (58%) bills were sole-authored
- 12 (10 in 2023; 2 in 2024) (36%) bills had co-authors only from his own party
- 2 (2 in 2023; 0 in 2024) (6%) bills had at least one member of another party

Representative Heintzeman co-signed 81 bills:

- 57 (40 in 2023; 17 in 2024) (70%) of those bills had a chief author from his own party
- 24* (17 in 2023; 5 in 2024) (30%) had a chief author from another party

*Totals are not always the sum of individual years, due to changes made to bill authorship throughout the biennium



Representative Amanda Hemmingsen-Jaeger (DFL)

District 47A
1st Term

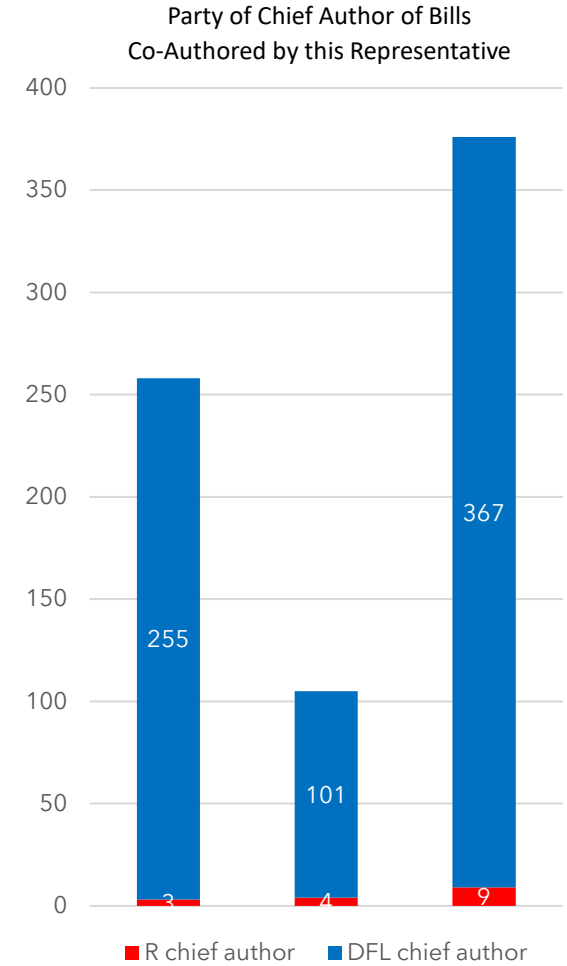
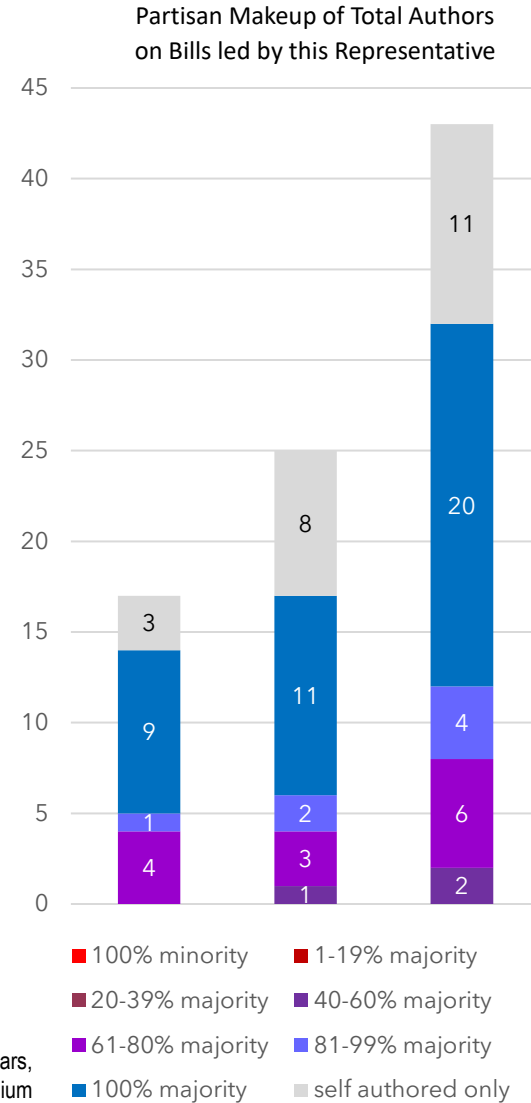
43 bills were introduced by Representative Hemmingsen-Jaeger:

- 11 (3 in 2023; 8 in 2024) (26%) bills were sole-authored
- 20 (9 in 2023; 11 in 2024) (47%) bills had co-authors only from her own party
- 12* (5 in 2023; 6 in 2024) (28%) bills had at least one member of another party

Representative Hemmingsen-Jaeger co-signed 376 bills:

- 367* (255 in 2023; 101 in 2024) (98%) of those bills had a chief author from her own party
- 9* (3 in 2023; 4 in 2024) (2%) had a chief author from another party

*Totals are not always the sum of individual years, due to changes made to bill authorship throughout the biennium



Representative Kaohly Vang Her (DFL)

District 64A
3rd Term

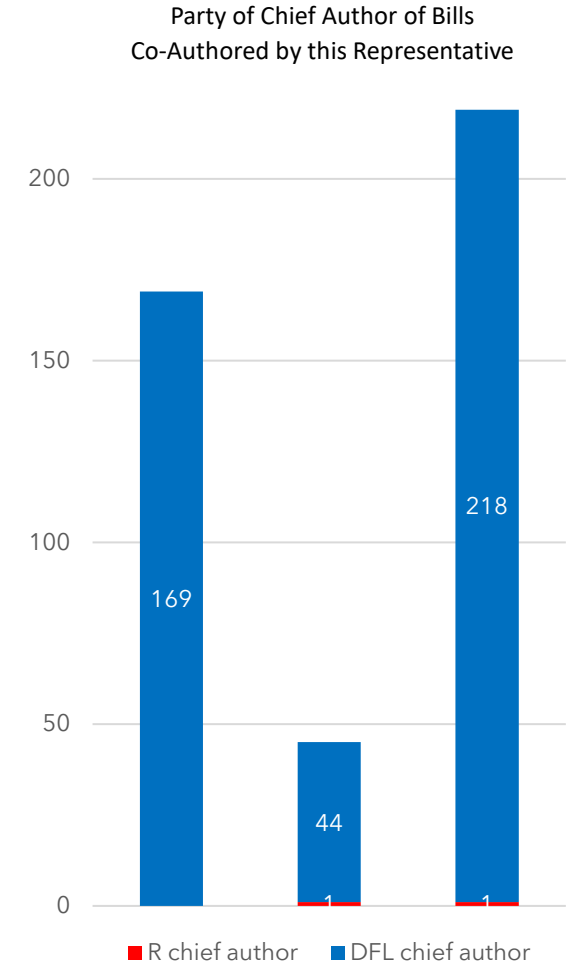
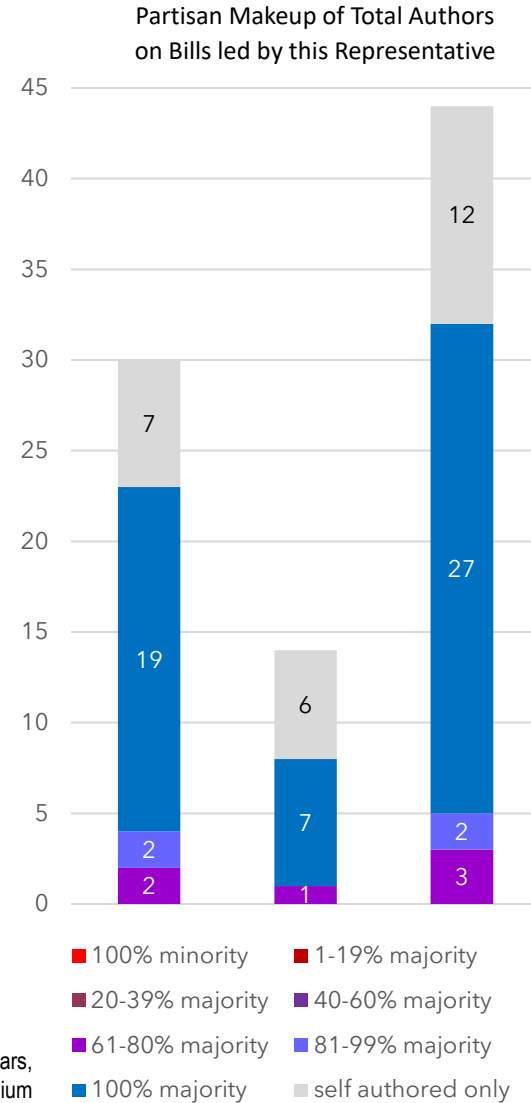
44 bills were introduced by Representative Her:

- 12* (7 in 2023; 6 in 2024) (27%) bills were sole-authored
- 27* (19 in 2023; 7 in 2024) (61%) bills had co-authors only from her own party
- 5 (4 in 2023; 1 in 2024) (11%) bills had at least one member of another party

Representative Her co-signed 219 bills:

- 218* (169 in 2023; 44 in 2024) (99%) of those bills had a chief author from her own party
- 1 (0 in 2023; 1 in 2024) (1%) had a chief author from another party

*Totals are not always the sum of individual years, due to changes made to bill authorship throughout the biennium



Representative Kim Hicks (DFL)

District 25A
1st Term

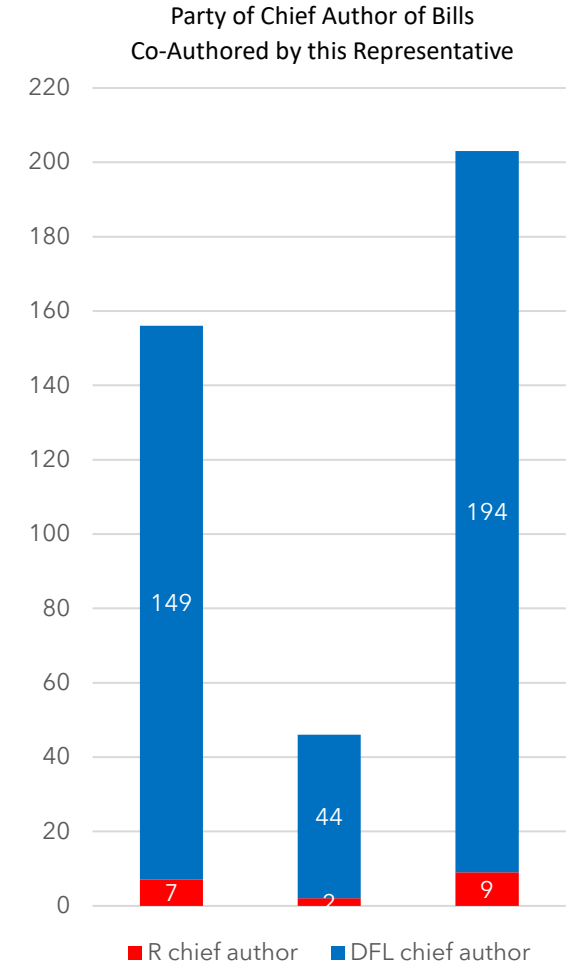
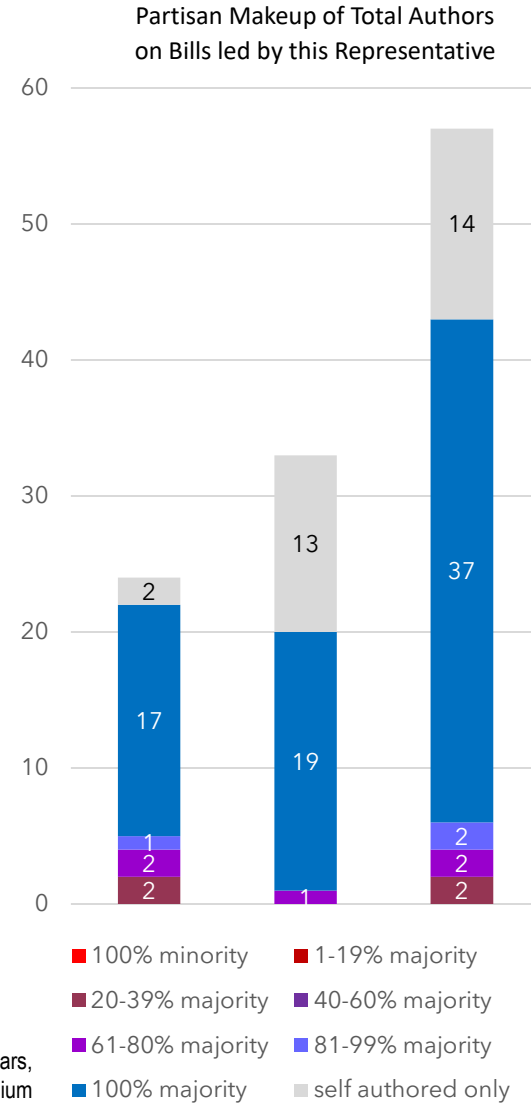
57 bills were introduced by Representative Hicks:

- 14* (2 in 2023; 13 in 2024) (25%) bills were sole-authored
- 37* (17 in 2023; 19 in 2024) (65%) bills had co-authors only from her own party
- 6 (5 in 2023; 1 in 2024) (11%) bills had at least one member of another party

Representative Hicks co-signed 203 bills:

- 194* (149 in 2023; 44 in 2024) (96%) of those bills had a chief author from her own party
- 9 (7 in 2023; 2 in 2024) (4%) had a chief author from another party

*Totals are not always the sum of individual years, due to changes made to bill authorship throughout the biennium



Representative Josiah Hill (DFL)

District 33B
1st Term

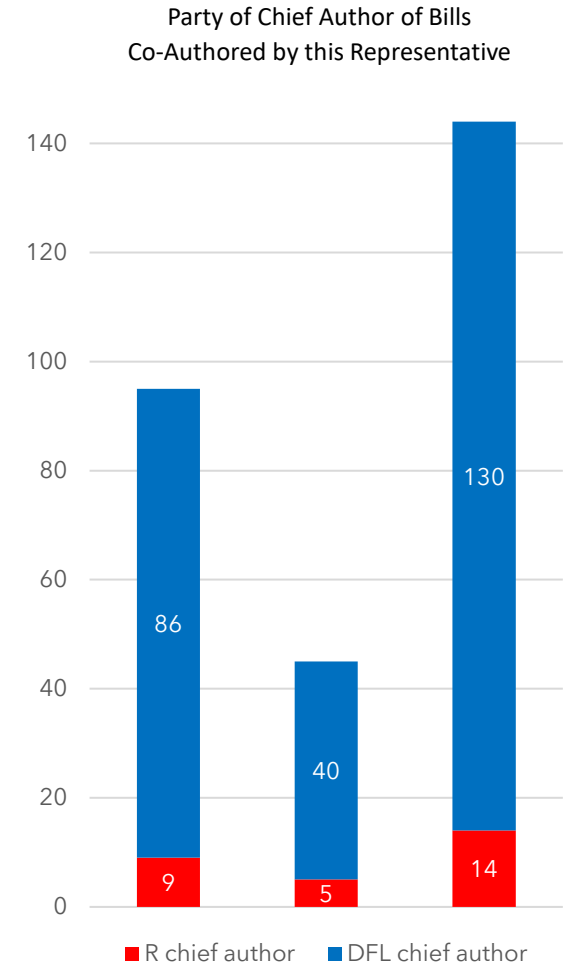
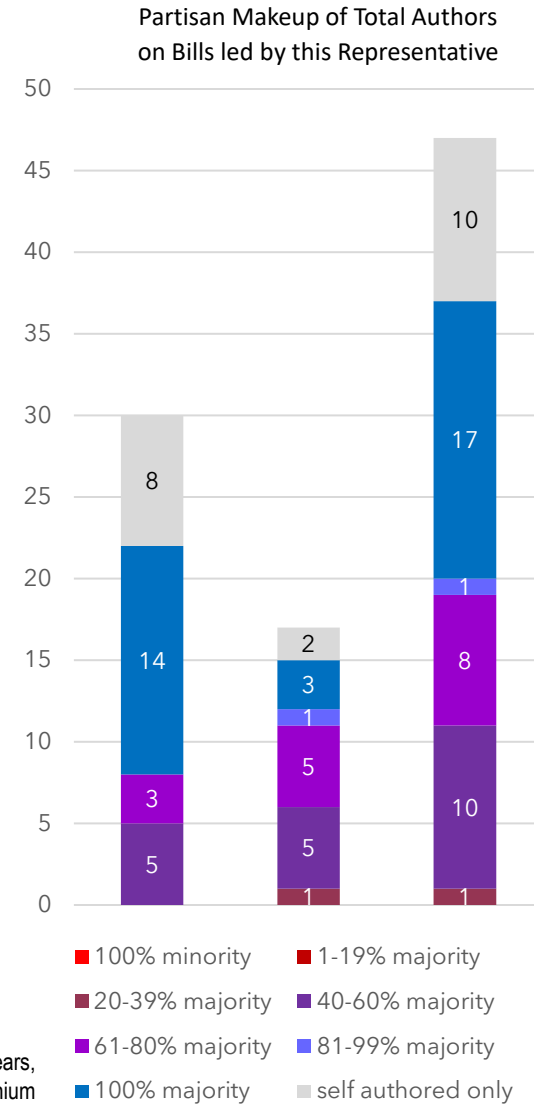
47 bills were introduced by Representative Hill:

- 10 (8 in 2023; 2 in 2024) (21%) bills were sole-authored
- 17 (14 in 2023; 3 in 2024) (36%) bills had co-authors only from his own party
- 20 (8 in 2023; 12 in 2024) (43%) bills had at least one member of another party

Representative Hill co-signed 144 bills:

- 130* (86 in 2023; 40 in 2024) (90%) of those bills had a chief author from his own party
- 14* (9 in 2023; 5 in 2024) (10%) had a chief author from another party

*Totals are not always the sum of individual years, due to changes made to bill authorship throughout the biennium



Representative Athena Hollins (DFL)

District 66B
2nd Term

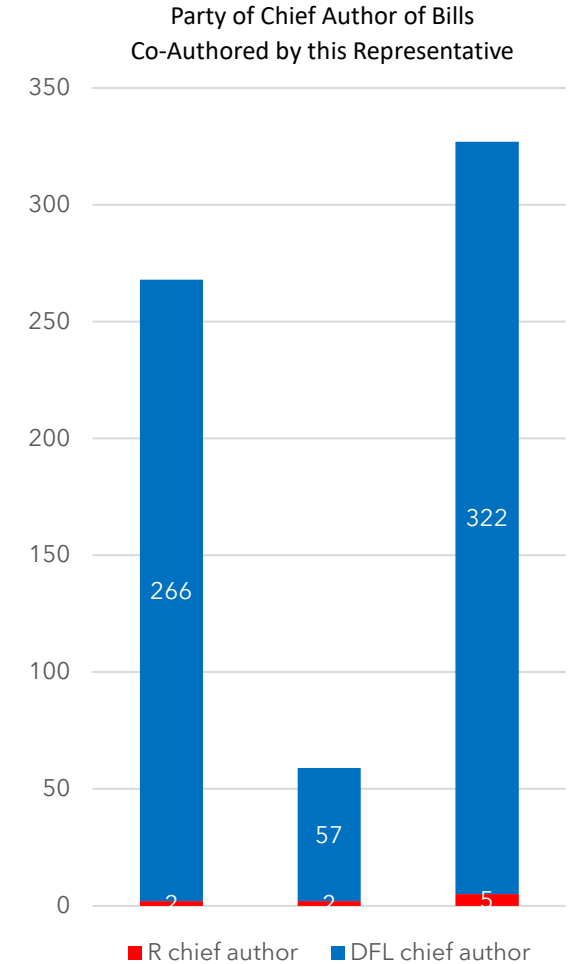
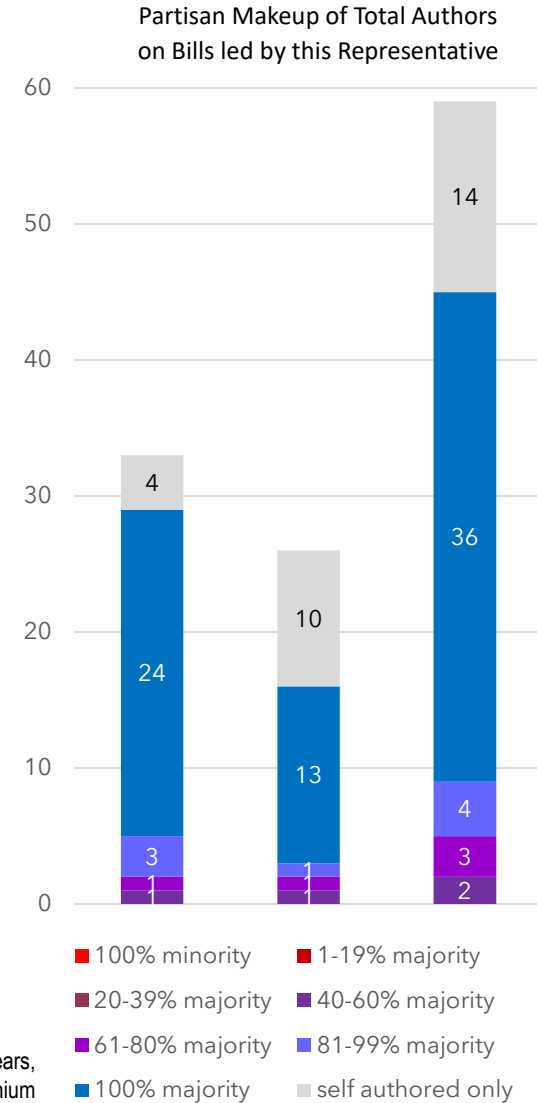
59 bills were introduced by Representative Hollins:

- 14 (4 in 2023; 10 in 2024) (24%) bills were sole-authored
- 36* (24 in 2023; 13 in 2024) (61%) bills had co-authors only from her own party
- 9* (5 in 2023; 3 in 2024) (15%) bills had at least one member of another party

Representative Hollins co-signed 327 bills:

- 322* (266 in 2023; 57 in 2024) (98%) of those bills had a chief author from her own party
- 5* (2 in 2023; 2 in 2024) (2%) had a chief author from another party

*Totals are not always the sum of individual years, due to changes made to bill authorship throughout the biennium



Representative Frank Hornstein (DFL)

District 61A
11th Term

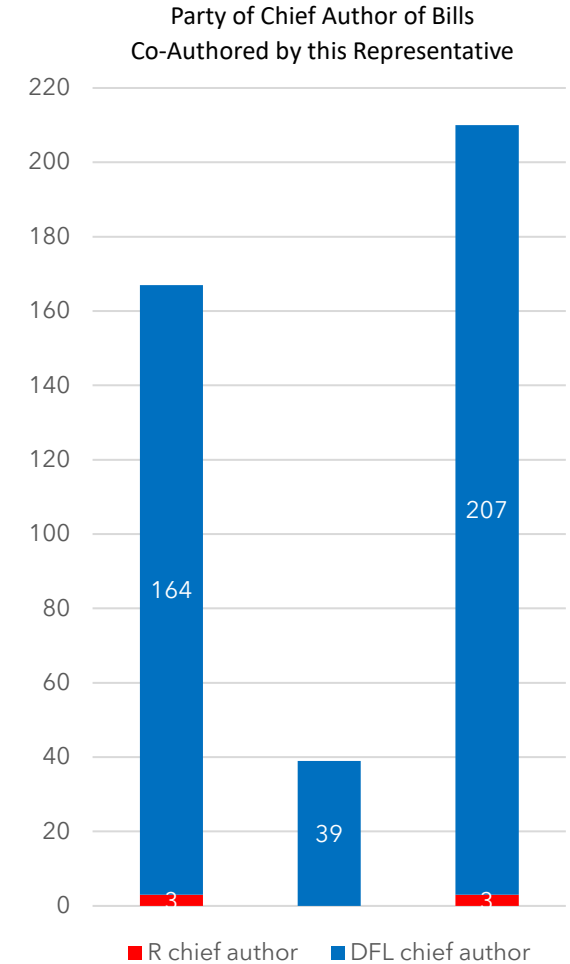
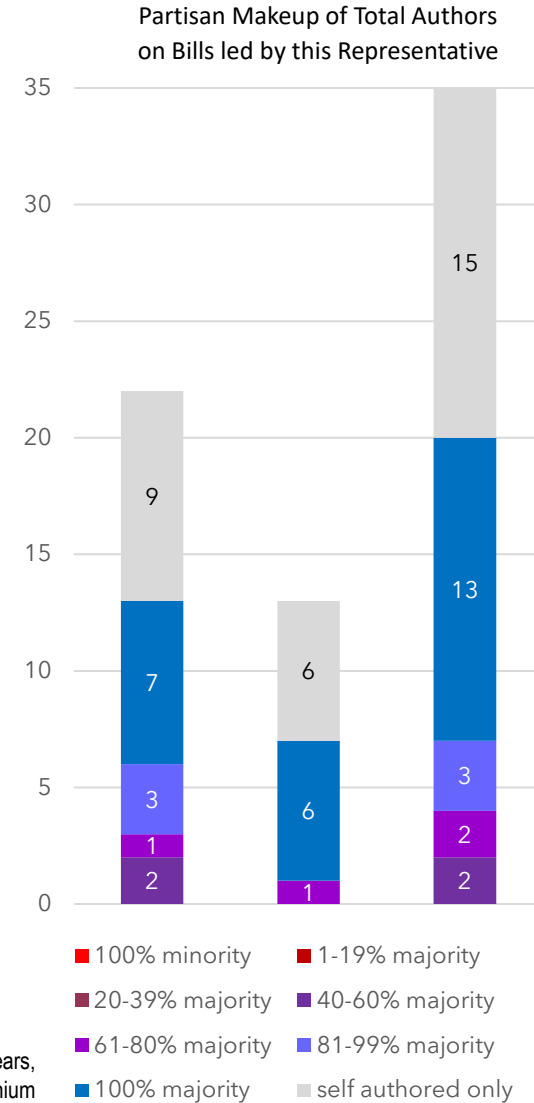
35 bills were introduced by Representative Hornstein:

- 15 (9 in 2023; 6 in 2024) (43%) bills were sole-authored
- 13 (7 in 2023; 6 in 2024) (37%) bills had co-authors only from his own party
- 7 (6 in 2023; 1 in 2024) (20%) bills had at least one member of another party

Representative Hornstein co-signed 210 bills:

- 207* (164 in 2023; 39 in 2024) (99%) of those bills had a chief author from his own party
- 3 (3 in 2023; 0 in 2024) (1%) had a chief author from another party

*Totals are not always the sum of individual years, due to changes made to bill authorship throughout the biennium



Representative Melissa Hortman (DFL)

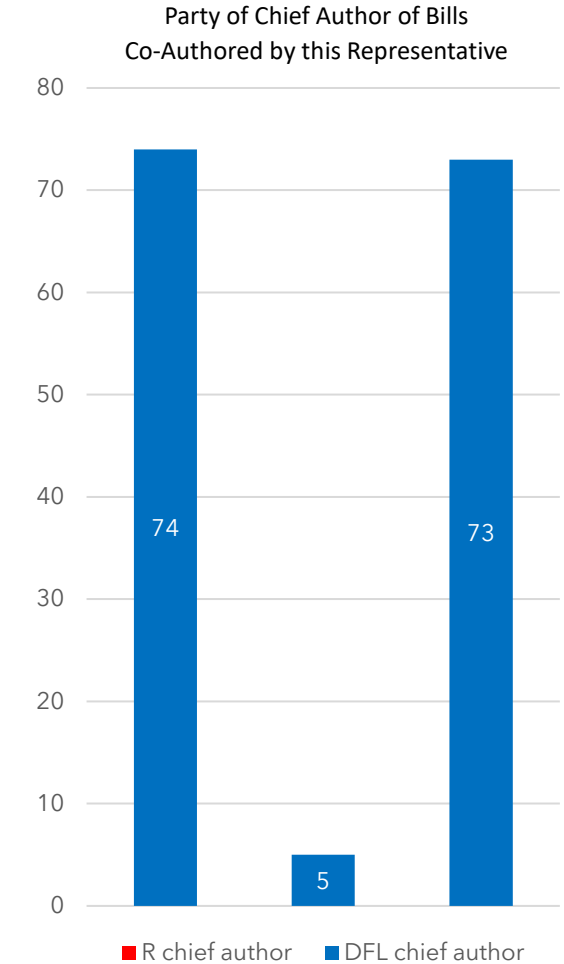
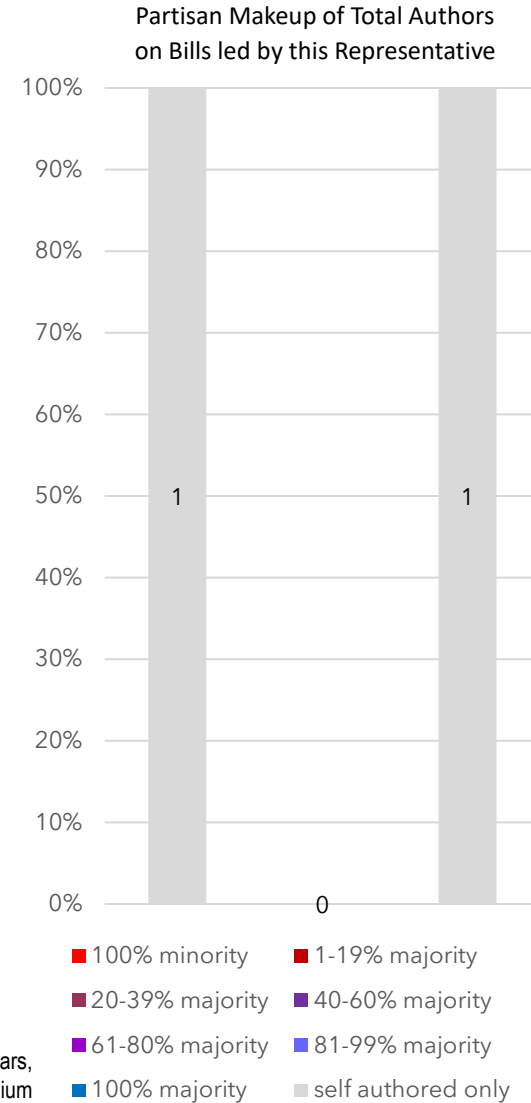
District 34B
10th Term

1 bill was introduced by Representative Hortman:

- 1 (1 in 2023; 0 in 2024) (50%) bill were sole-authored
- 0 (0 in 2023; 0 in 2024) (50%) bill had co-authors only from her own party
- 0 (0 in 2023; 0 in 2024) (0%) bills had at least one member of another party

Representative Hortman co-signed 73 bills:

- 73* (74 in 2023; 5 in 2024) (100%) of those bills had a chief author from her own party
- 0 (0 in 2023; 0 in 2024) (0%) had a chief author from another party



*Totals are not always the sum of individual years, due to changes made to bill authorship throughout the biennium

Representative Michael Howard (DFL)

District 51A
3rd Term

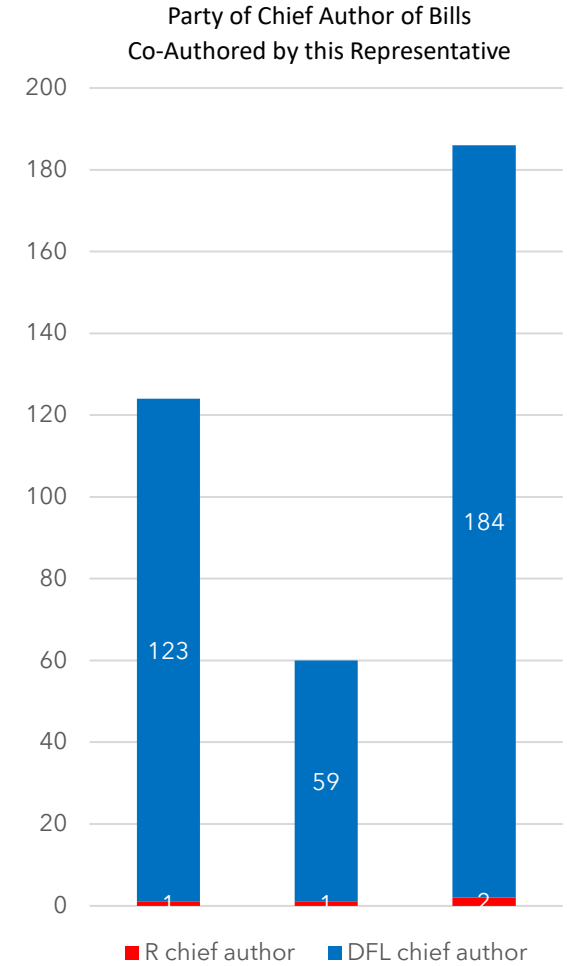
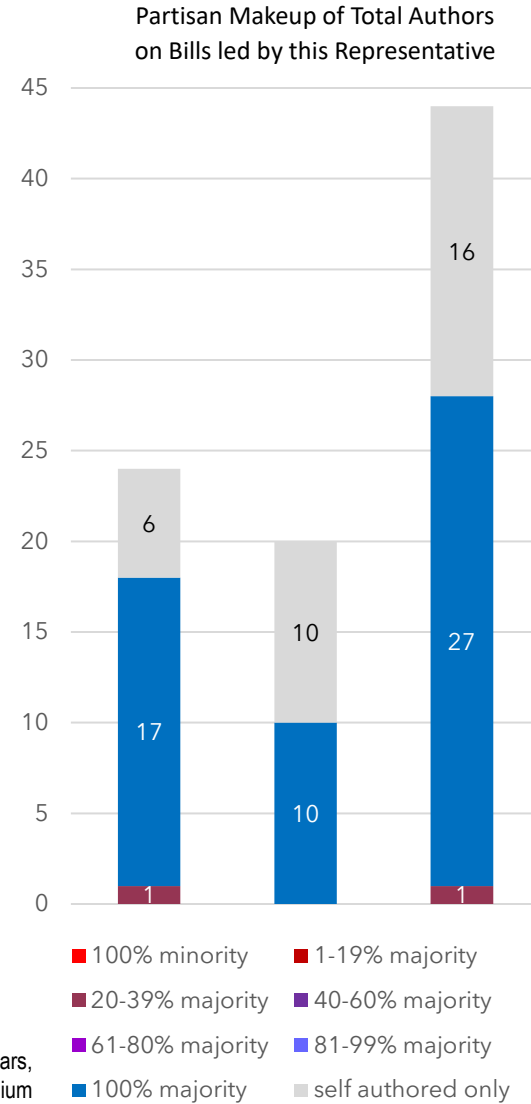
44 bills were introduced by Representative Howard:

- 16 (6 in 2023; 10 in 2024) (36%) bills were sole-authored
- 27 (17 in 2023; 10 in 2024) (61%) bills had co-authors only from his own party
- 1 (1 in 2023; 0 in 2024) (2%) bills had at least one member of another party

Representative Howard co-signed 186 bills:

- 184* (123 in 2023; 59 in 2024) (99%) of those bills had a chief author from his own party
- 2 (1 in 2023; 1 in 2024) (1%) had a chief author from another party

*Totals are not always the sum of individual years, due to changes made to bill authorship throughout the biennium



Representative Shane Hudella (R)

District 41B
1st Term

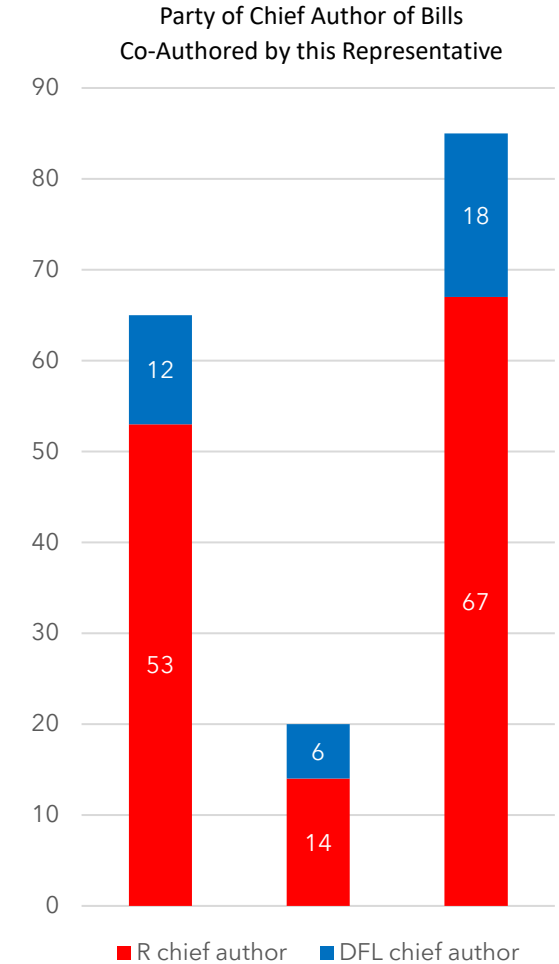

28 bills were introduced by Representative Hudella:

- 5 (3 in 2023; 2 in 2024) (18%) bills were sole-authored
- 12* (10 in 2023; 3 in 2024) (43%) bills had co-authors only from his own party
- 11* (10 in 2023; 0 in 2024) (39%) bills had at least one member of another party

Representative Hudella co-signed 85 bills:

- 67 (53 in 2023; 14 in 2024) (79%) of those bills had a chief author from his own party
- 18 (12 in 2023; 6 in 2024) (21%) had a chief author from another party

*Totals are not always the sum of individual years, due to changes made to bill authorship throughout the biennium



Representative Walter Hudson (R)

District 30A
1st Term

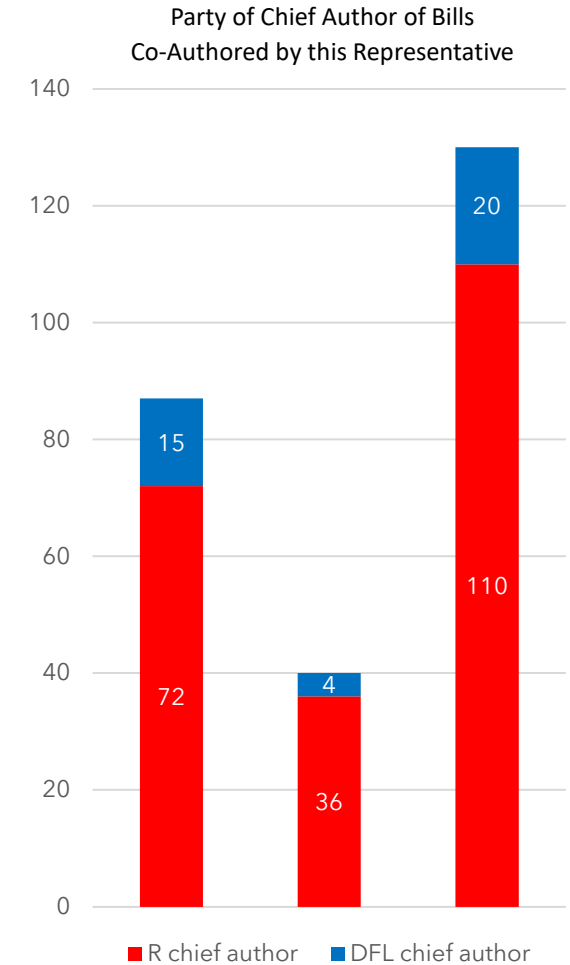
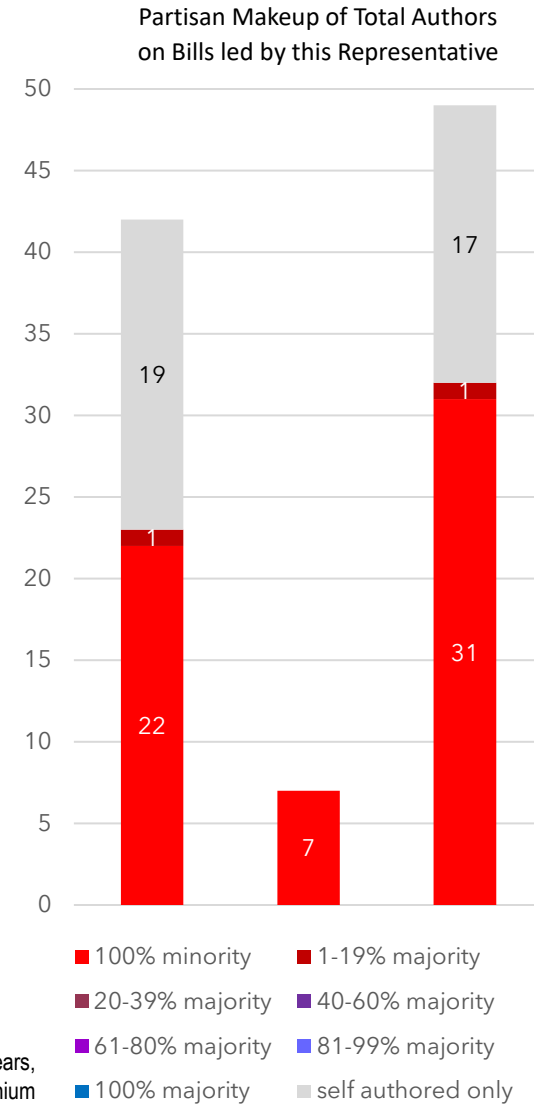
49 bills were introduced by Representative Hudson:

- 17* (19 in 2023; 0 in 2024) (35%) bills were sole-authored
- 31* (22 in 2023; 7 in 2024) (63%) bills had co-authors only from his own party
- 1 (1 in 2023; 0 in 2024) (2%) bills had at least one member of another party

Representative Hudson co-signed 130 bills:

- 110* (72 in 2023; 36 in 2024) (85%) of those bills had a chief author from his own party
- 20* (15 in 2023; 4 in 2024) (15%) had a chief author from another party

*Totals are not always the sum of individual years, due to changes made to bill authorship throughout the biennium



Representative John Huot (DFL)

District 56B
3rd Term

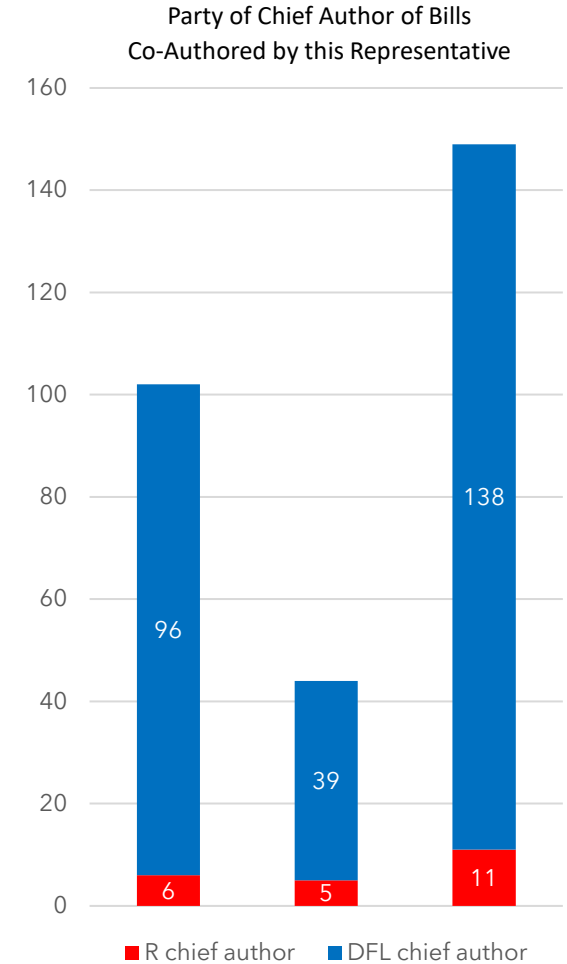
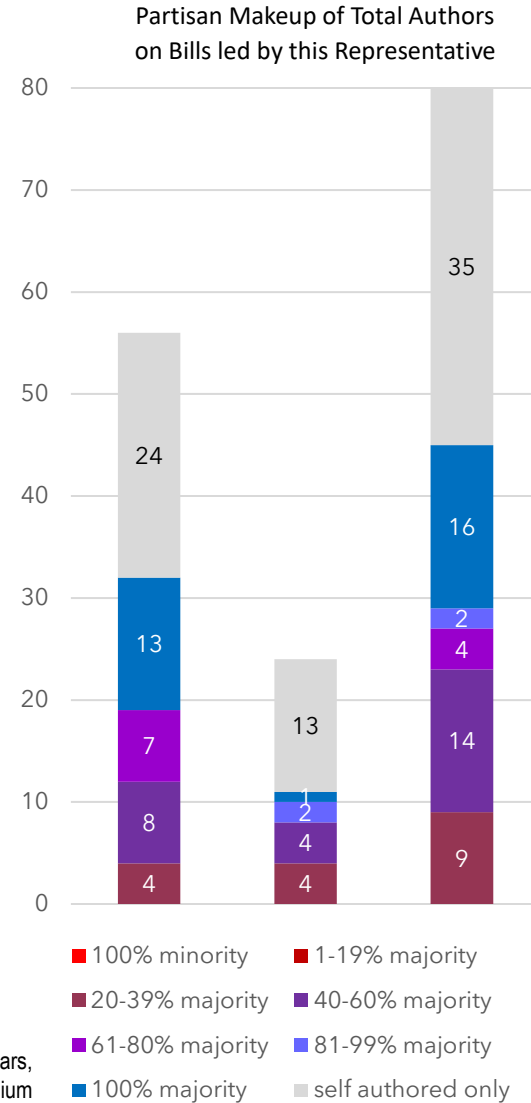
80 bills were introduced by Representative Huot:

- 35* (24 in 2023; 13 in 2024) (44%) bills were sole-authored
- 16* (13 in 2023; 1 in 2024) (20%) bills had co-authors only from his own party
- 29 (19 in 2023; 10 in 2024) (36%) bills had at least one member of another party

Representative Huot co-signed 149 bills:

- 138* (96 in 2023; 39 in 2024) (93%) of those bills had a chief author from his own party
- 11 (6 in 2023; 5 in 2024) (7%) had a chief author from another party

*Totals are not always the sum of individual years, due to changes made to bill authorship throughout the biennium



Representative Samakab Hussein (DFL)

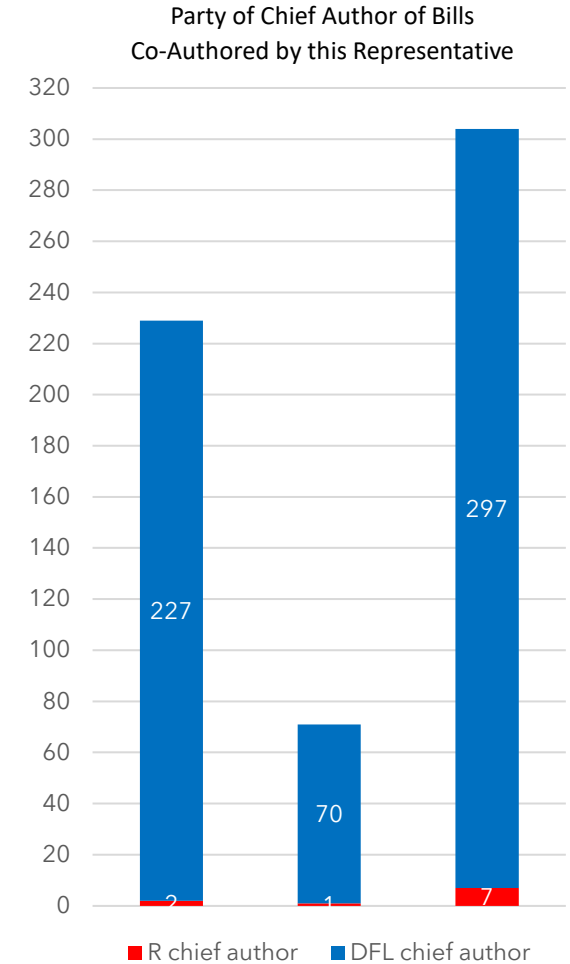
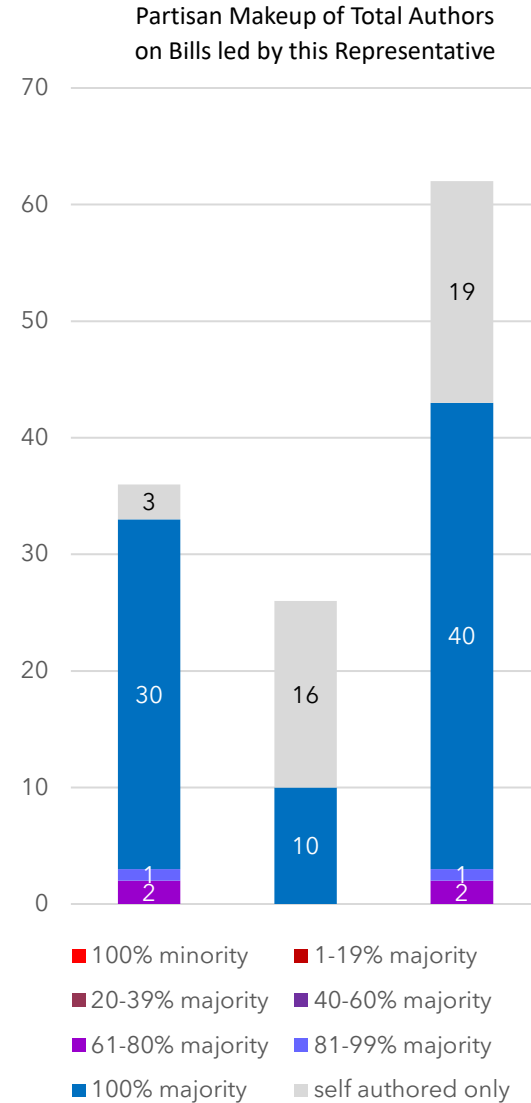
District 65A
1st Term

62 bills were introduced by Representative Hussein:

- 19 (3 in 2023; 16 in 2024) (30%) bills were sole-authored
- 40 (30 in 2023; 10 in 2024) (65%) bills had co-authors only from his own party
- 3 (3 in 2023; 0 in 2024) (5%) bills had at least one member of another party

Representative Hussein co-signed 304 bills:

- 297 (227 in 2023; 70 in 2024) (98%) of those bills had a chief author from his own party
- 7* (2 in 2023; 1 in 2024) (2%) had a chief author from another party



Representative Spencer Igo (R)

District 07A
2ndTerm

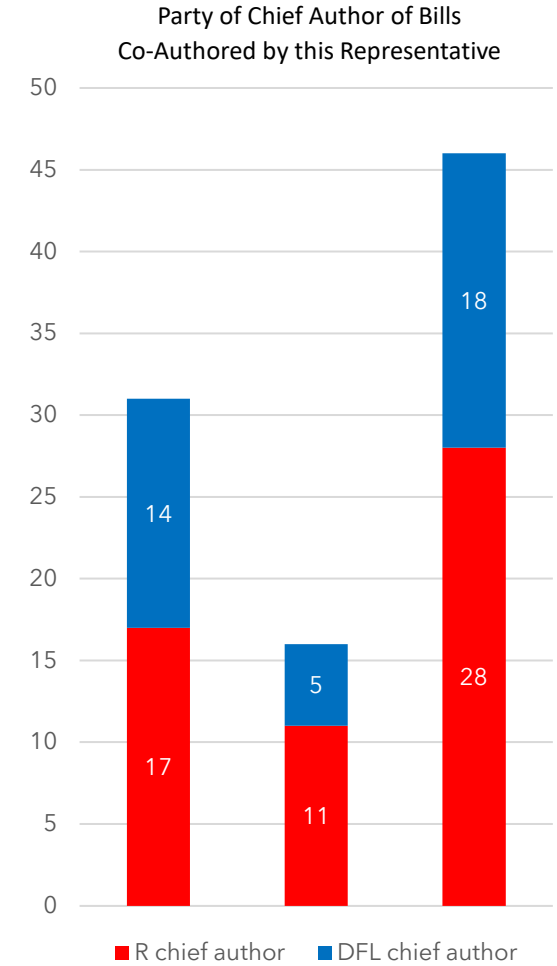
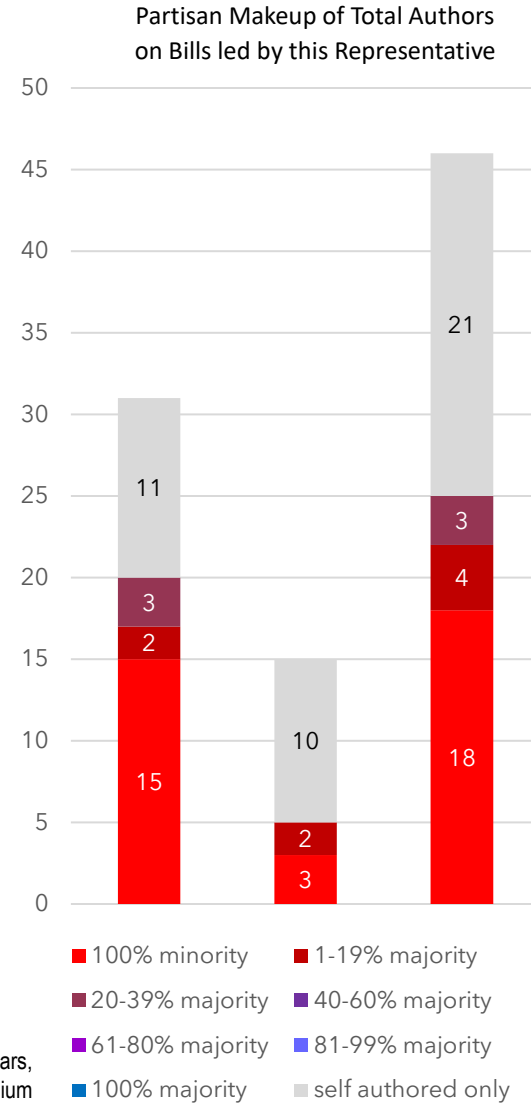
46 bills were introduced by Representative Igo:

- 21 (11 in 2023; 10 in 2024) (46%) bills were sole-authored
- 18 (15 in 2023; 3 in 2024) (39%) bills had co-authors only from his own party
- 7 (5 in 2023; 2 in 2024) (15%) bills had at least one member of another party

Representative Igo co-signed 46 bills:

- 28 (17 in 2023; 11 in 2024) (61%) of those bills had a chief author from his own party
- 18* (14 in 2023; 5 in 2024) (39%) had a chief author from another party

*Totals are not always the sum of individual years, due to changes made to bill authorship throughout the biennium



Representative Steven Jacob (R)

District 20B
1st Term

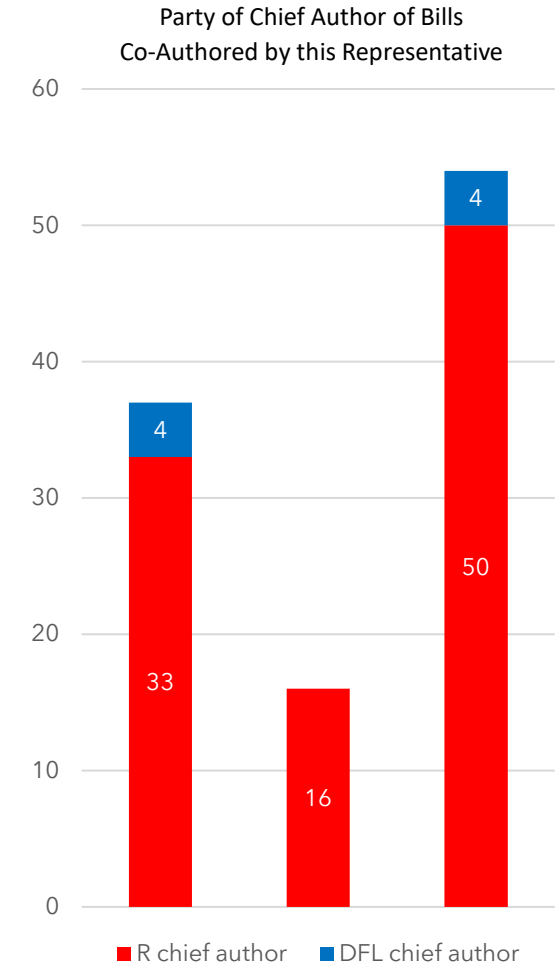
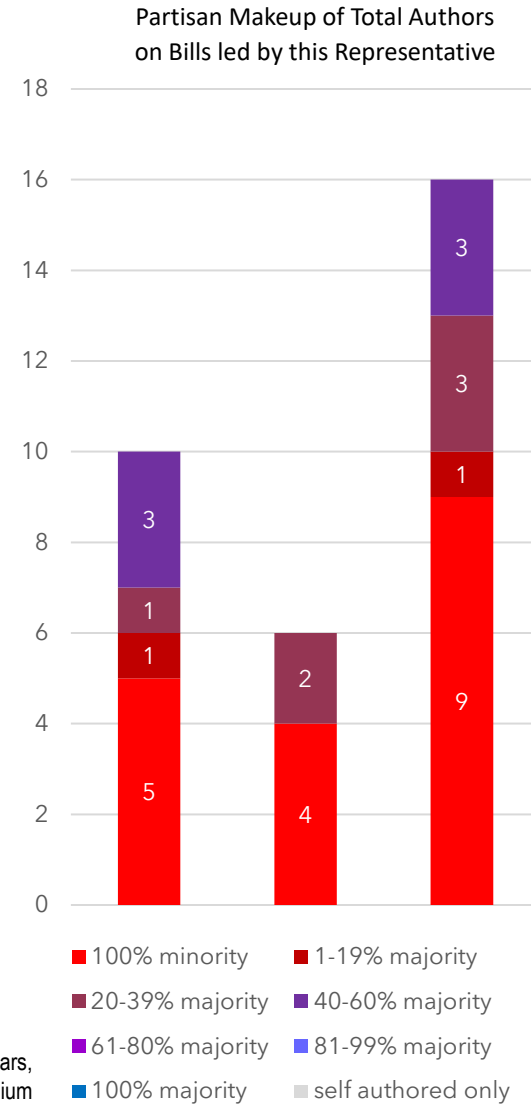
16 bills were introduced by Representative Jacob:

- 0 (0 in 2023; 0 in 2024) (0%) bills were sole-authored
- 9 (5 in 2023; 4 in 2024) (56%) bills had co-authors only from his own party
- 7 (5 in 2023; 2 in 2024) (44%) bills had at least one member of another party

Representative Jacob co-signed 54 bills:

- 50* (33 in 2023; 16 in 2024) (93%) of those bills had a chief author from his own party
- 4 (4 in 2023; 0 in 2024) (7%) had a chief author from another party

*Totals are not always the sum of individual years, due to changes made to bill authorship throughout the biennium



Representative Brian Johnson (R)

District 28A
6th Term

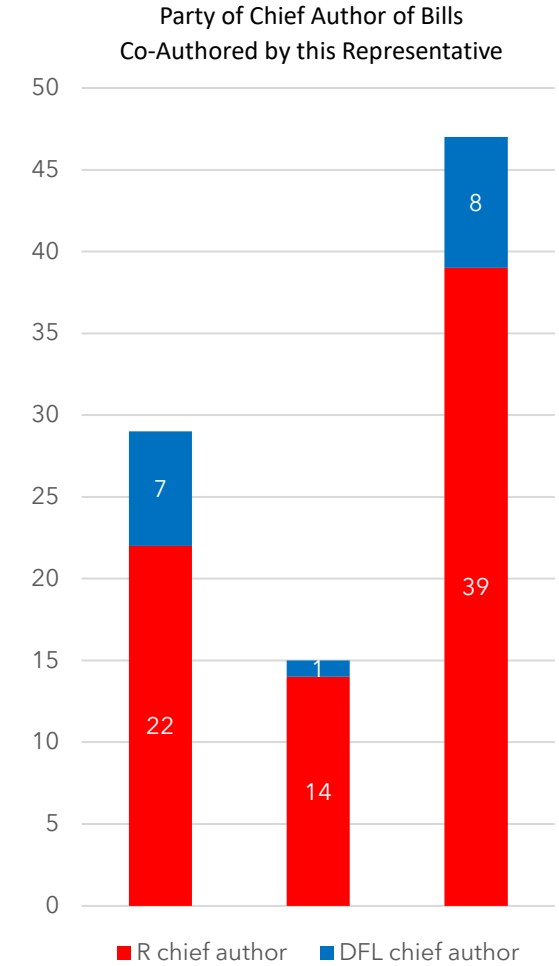
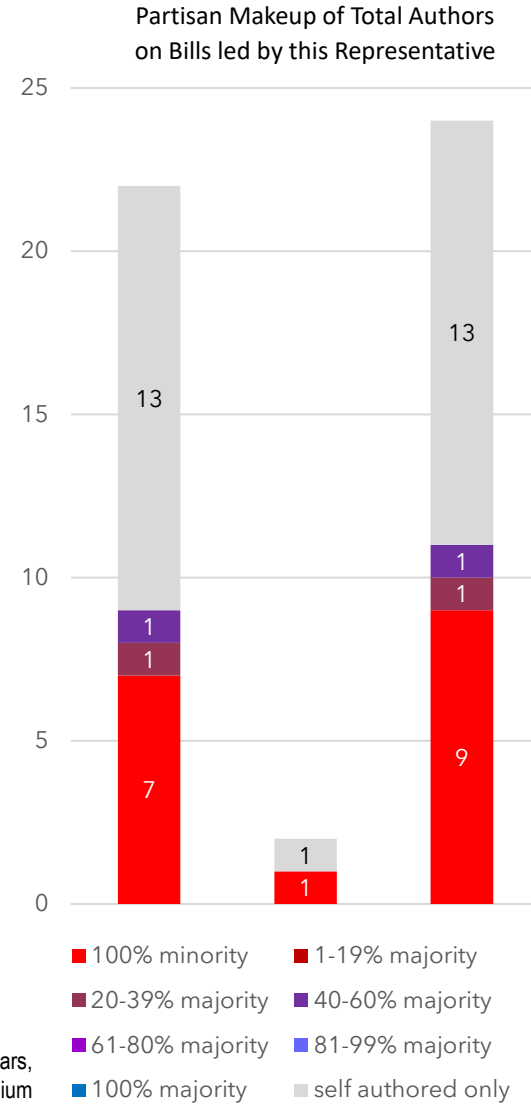
24 bills were introduced by Representative Johnson:

- 13* (13 in 2023; 1 in 2024) (54%) bills were sole-authored
- 9* (7 in 2023; 1 in 2024) (38%) bills had co-authors only from his own party
- 2 (2 in 2023; 0 in 2024) (8%) bills had at least one member of another party

Representative Johnson co-signed 47 bills:

- 39* (22 in 2023; 14 in 2024) (83%) of those bills had a chief author from his own party
- 8 (7 in 2023; 1 in 2024) (17%) had a chief author from another party

*Totals are not always the sum of individual years, due to changes made to bill authorship throughout the biennium



Representative Sydney Jordan (DFL)

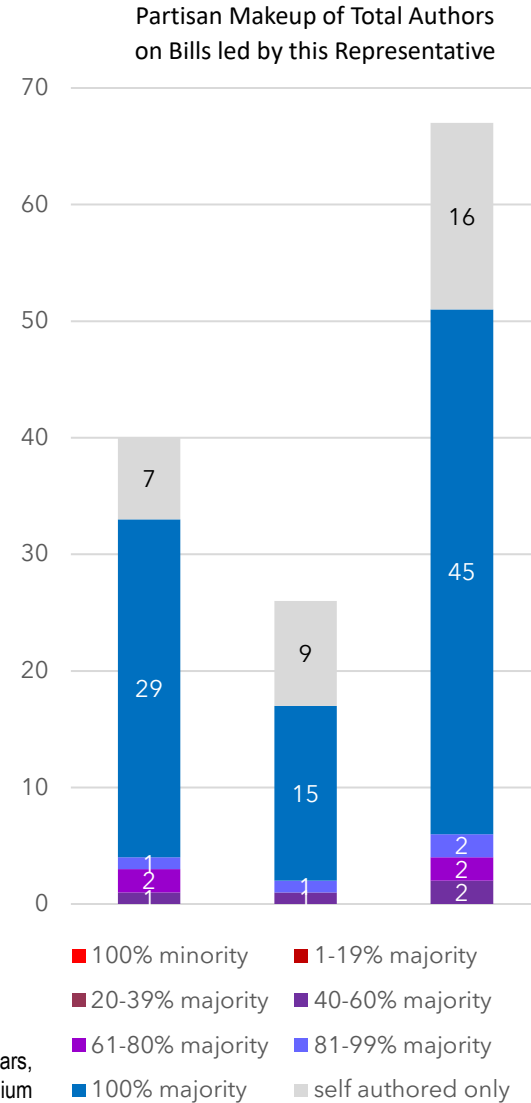
District 60A
3rd Term

67 bills were introduced by Representative Jordan:

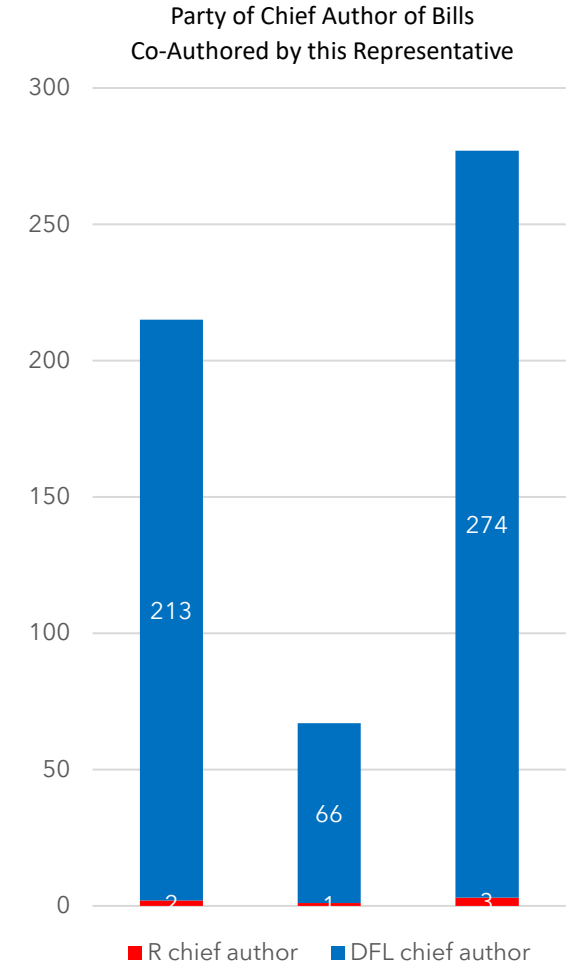
- 16 (7 in 2023; 9 in 2024) (24%) bills were sole-authored
- 45* (29 in 2023; 15 in 2024) (67%) bills had co-authors only from her own party
- 6 (4 in 2023; 2 in 2024) (9%) bills had at least one member of another party

Representative Jordan co-signed 277 bills:

- 274 (213 in 2023; 66 in 2024) (99%) of those bills had a chief author from her own party
- 3 (2 in 2023; 1 in 2024) (1%) had a chief author from another party



*Totals are not always the sum of individual years, due to changes made to bill authorship throughout the biennium



Representative Jim Joy (R)

District 04B
1st Term

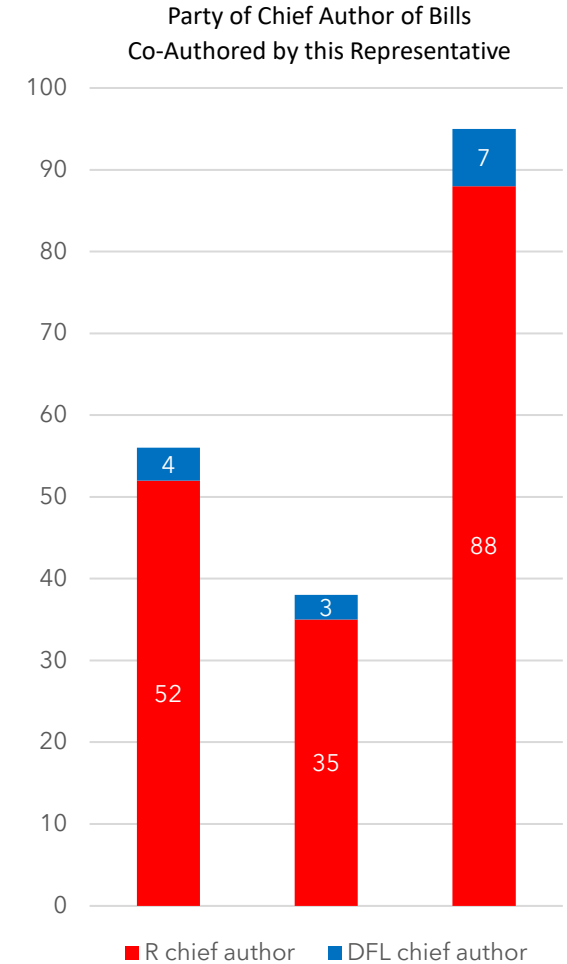
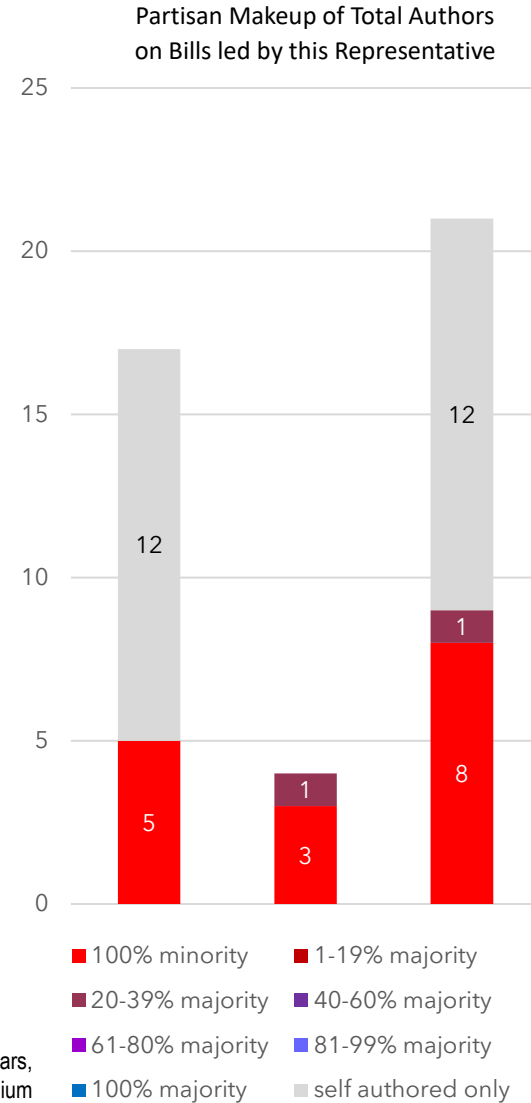
21 bills were introduced by Representative Joy:

- 12 (12 in 2023; 0 in 2024) (57%) bills were sole-authored
- 8 (5 in 2023; 3 in 2024) (38%) bills had co-authors only from his own party
- 1 (0 in 2023; 1 in 2024) (5%) bills had at least one member of another party

Representative Joy co-signed 95 bills:

- 88* (52 in 2023; 35 in 2024) (93%) of those bills had a chief author from his own party
- 7 (4 in 2023; 3 in 2024) (7%) had a chief author from another party

*Totals are not always the sum of individual years, due to changes made to bill authorship throughout the biennium



Representative Heather Keeler (DFL)

District 04A
2nd Term

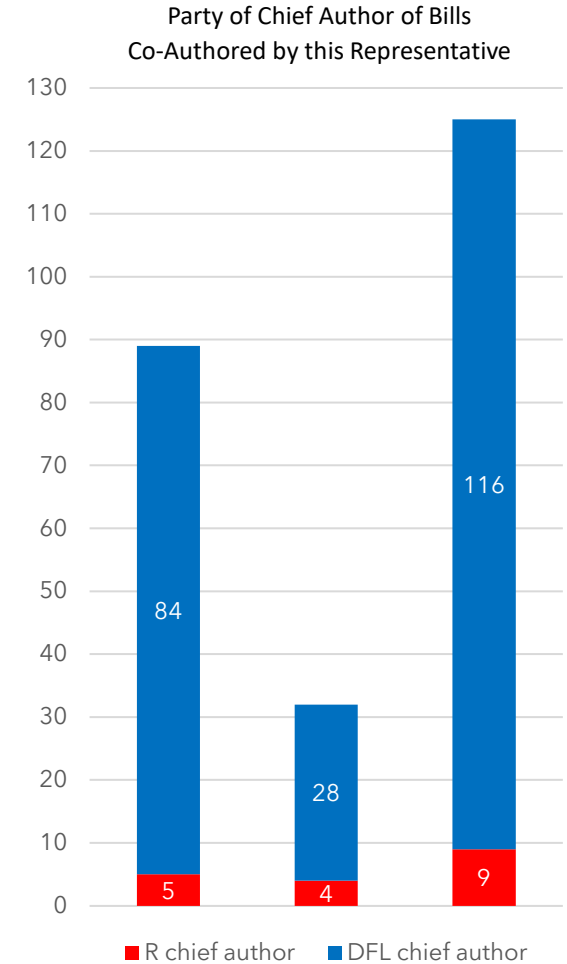
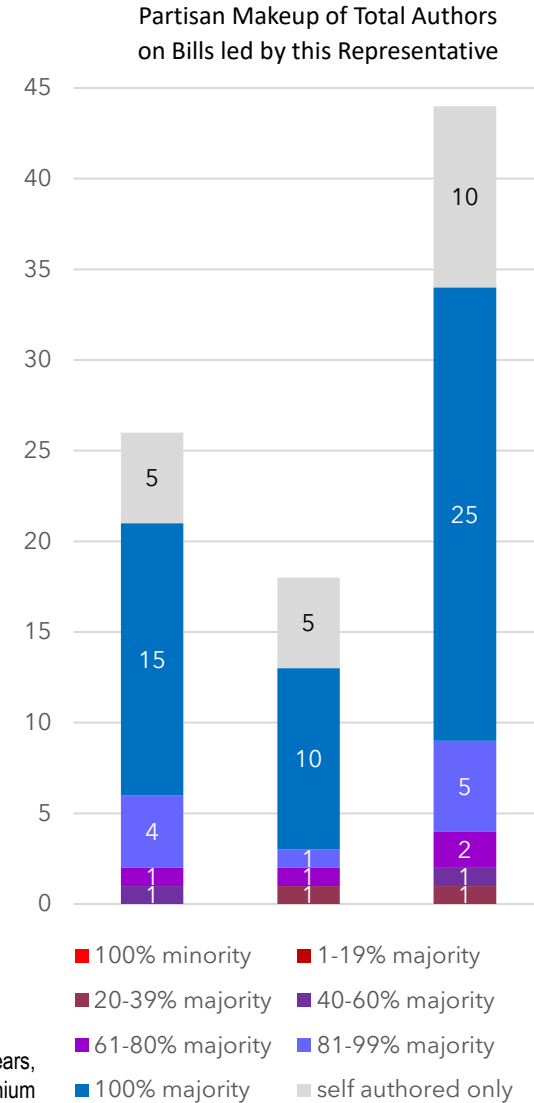
44 bills were introduced by Representative Keeler:

- 10 (5 in 2023; 5 in 2024) (23%) bills were sole-authored
- 25 (15 in 2023; 10 in 2024) (57%) bills had co-authors only from her own party
- 9 (6 in 2023; 3 in 2024) (20%) bills had at least one member of another party

Representative Keeler co-signed 125 bills:

- 116* (84 in 2023; 28 in 2024) (93%) of those bills had a chief author from her own party
- 9 (5 in 2023; 4 in 2024) (7%) had a chief author from another party

*Totals are not always the sum of individual years, due to changes made to bill authorship throughout the biennium



Representative Debra Kiel (R)

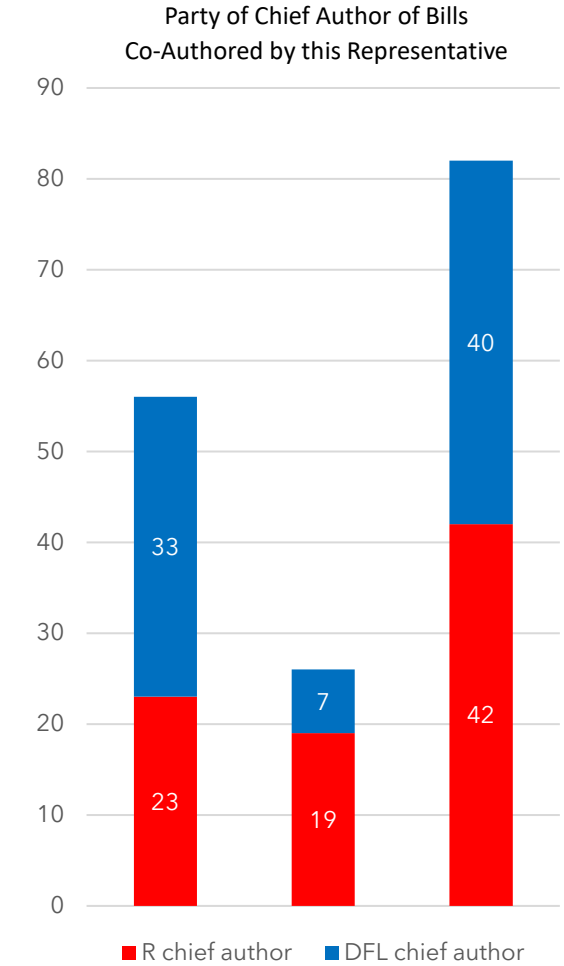
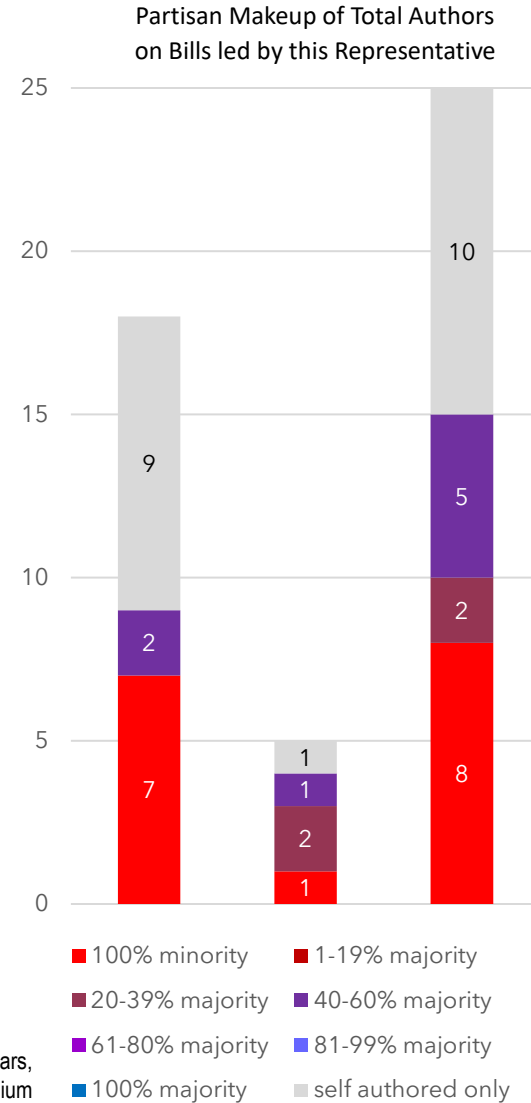
District 01B
7th Term

25 bills were introduced by Representative Kiel:

- 10 (9 in 2023; 1 in 2024) (40%) bills were sole-authored
- 8 (7 in 2023; 1 in 2024) (32%) bills had co-authors only from her own party
- 7* (2 in 2023; 3 in 2024) (28%) bills had at least one member of another party

Representative Kiel co-signed 82 bills:

- 42 (23 in 2023; 19 in 2024) (51%) of those bills had a chief author from her own party
- 40 (33 in 2023; 7 in 2024) (49%) had a chief author from another party



*Totals are not always the sum of individual years, due to changes made to bill authorship throughout the biennium

Representative Ginny Klevorn (DFL)

District 42B
3rd Term

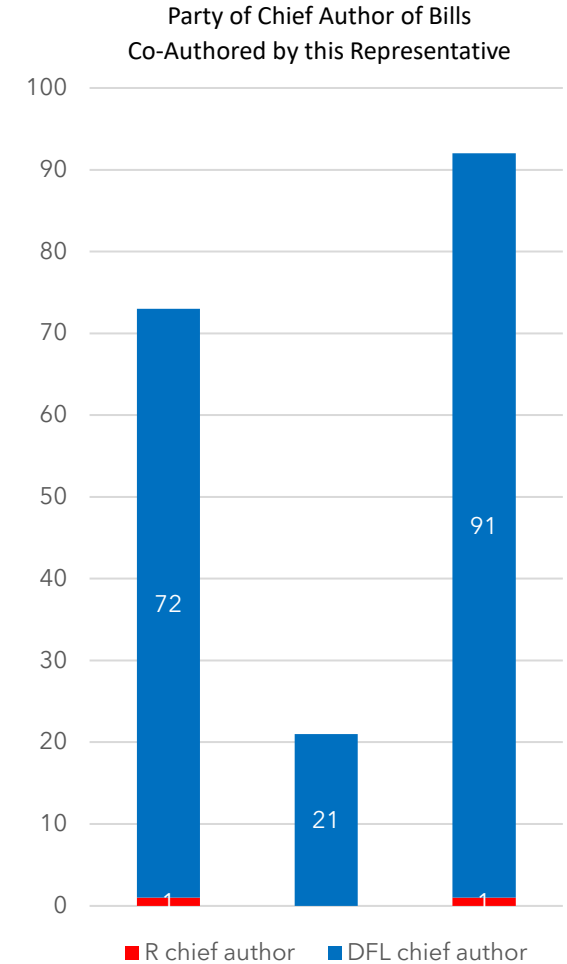
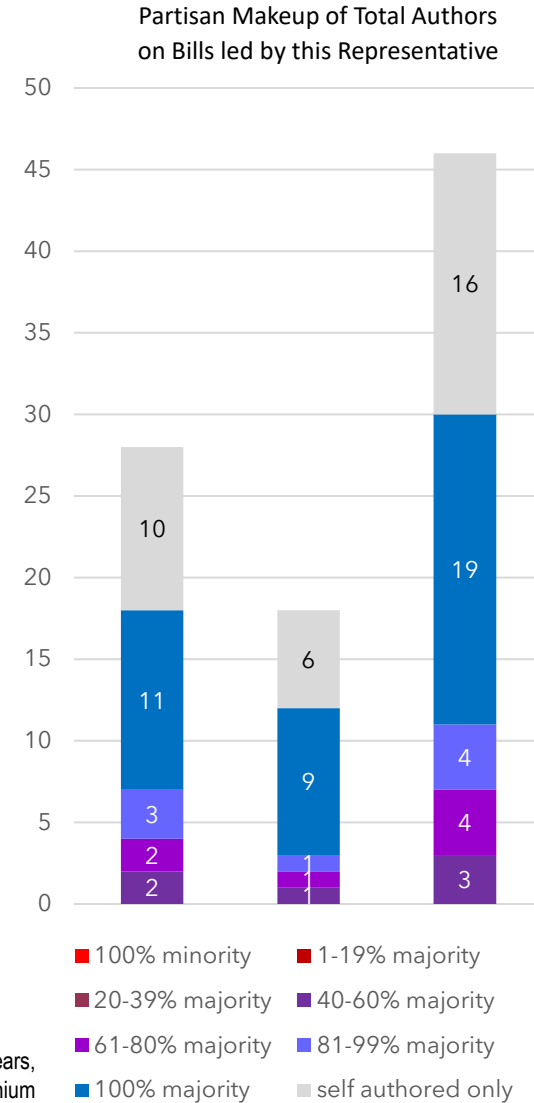
46 bills were introduced by Representative Klevorn:

- 16 (10 in 2023; 6 in 2024) (35%) bills were sole-authored
- 19* (11 in 2023; 9 in 2024) (41%) bills had co-authors only from her own party
- 11* (7 in 2023; 3 in 2024) (24%) bills had at least one member of another party

Representative Klevorn co-signed 92 bills:

- 91* (72 in 2023; 21 in 2024) (99%) of those bills had a chief author from her own party
- 1 (1 in 2023; 0 in 2024) (1%) had a chief author from another party

*Totals are not always the sum of individual years, due to changes made to bill authorship throughout the biennium



Representative Krista Knudsen (R)

District 05A
1st Term

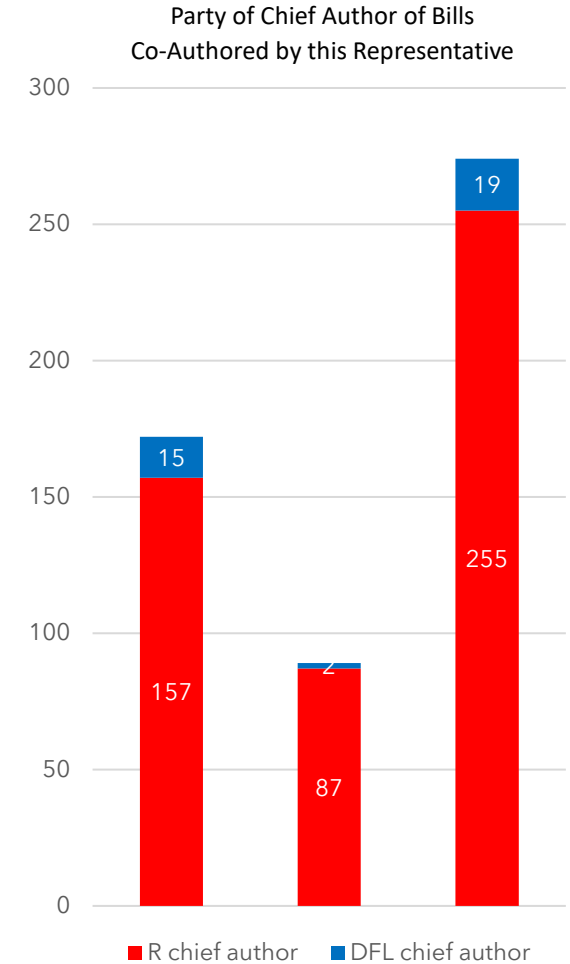
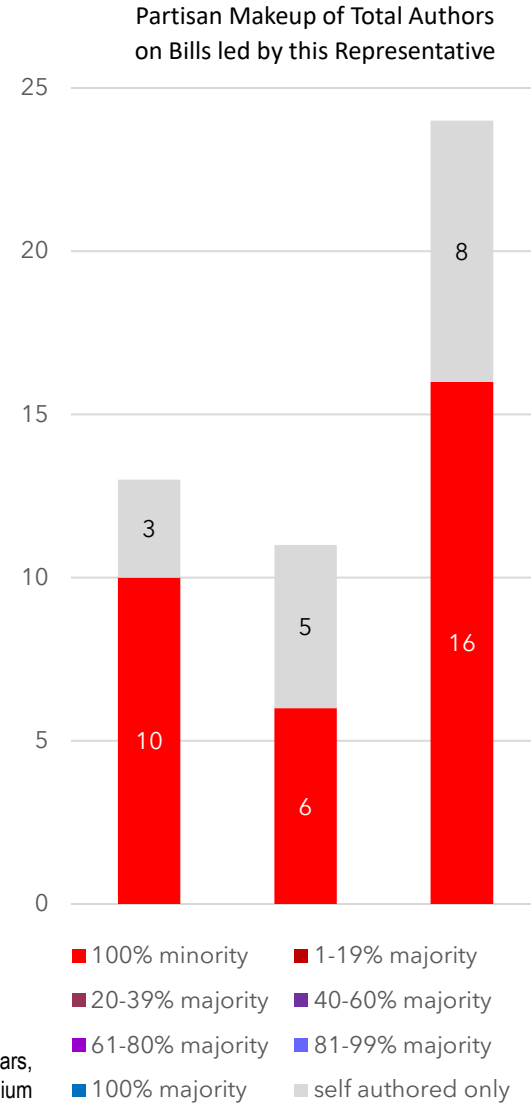
24 bills were introduced by Representative Knudsen:

- 8 (3 in 2023; 5 in 2024) (33%) bills were sole-authored
- 16 (10 in 2023; 6 in 2024) (67%) bills had co-authors only from her own party
- 0 (0 in 2023; 0 in 2024) (0%) bills had at least one member of another party

Representative Knudsen co-signed 274 bills:

- 255* (157 in 2023; 87 in 2024) (93%) of those bills had a chief author from her own party
- 19* (15 in 2023; 2 in 2024) (7%) had a chief author from another party

*Totals are not always the sum of individual years, due to changes made to bill authorship throughout the biennium



Representative Erin Koegel (DFL)

District 39A
4th Term

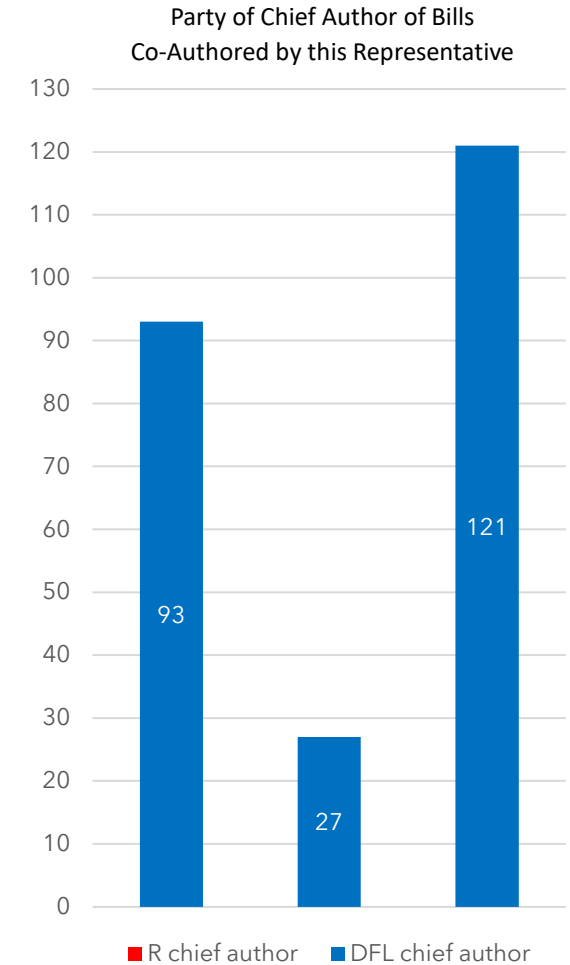
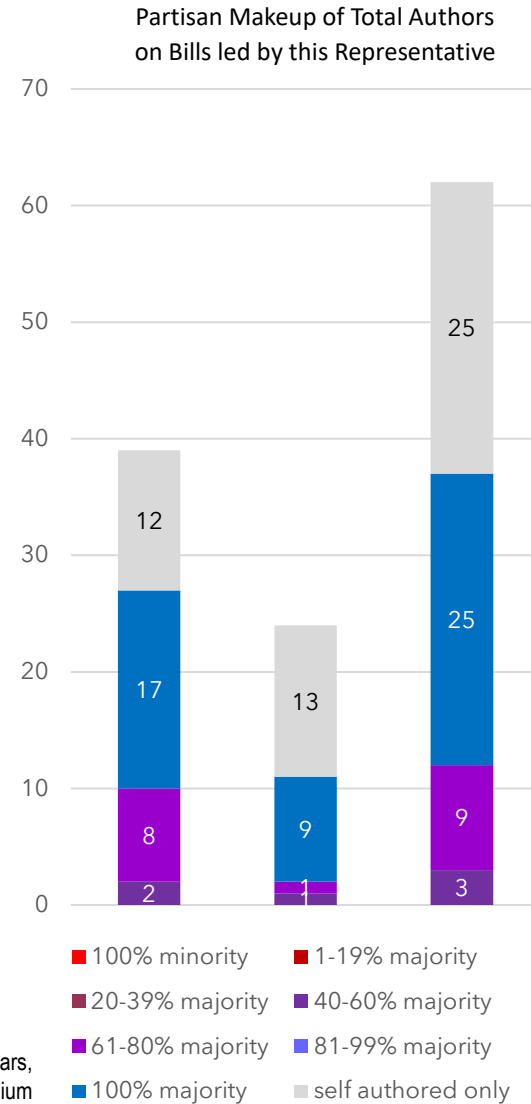
62 bills were introduced by Representative Koegel:

- 25 (12 in 2023; 13 in 2024) (40%) bills were sole-authored
- 25* (17 in 2023; 9 in 2024) (40%) bills had co-authors only from her own party
- 12 (10 in 2023; 2 in 2024) (19%) bills had at least one member of another party

Representative Koegel co-signed 121 bills:

- 121* (93 in 2023; 27 in 2024) (100%) of those bills had a chief author from her own party
- 0 (0 in 2023; 0 in 2024) (0%) had a chief author from another party

*Totals are not always the sum of individual years, due to changes made to bill authorship throughout the biennium



Representative Carlie Kotyza-Witthuhn (DFL)

District 49B
3rdTerm

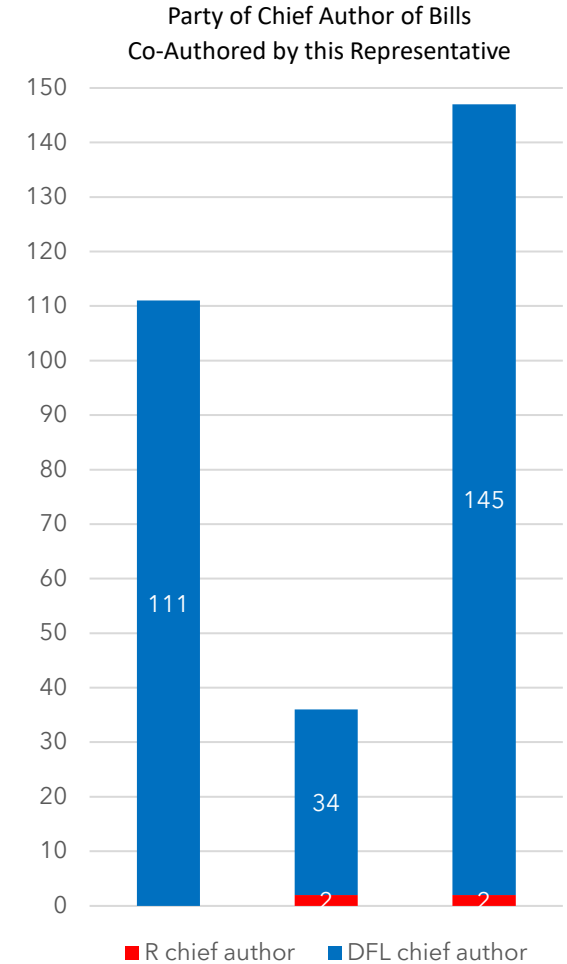
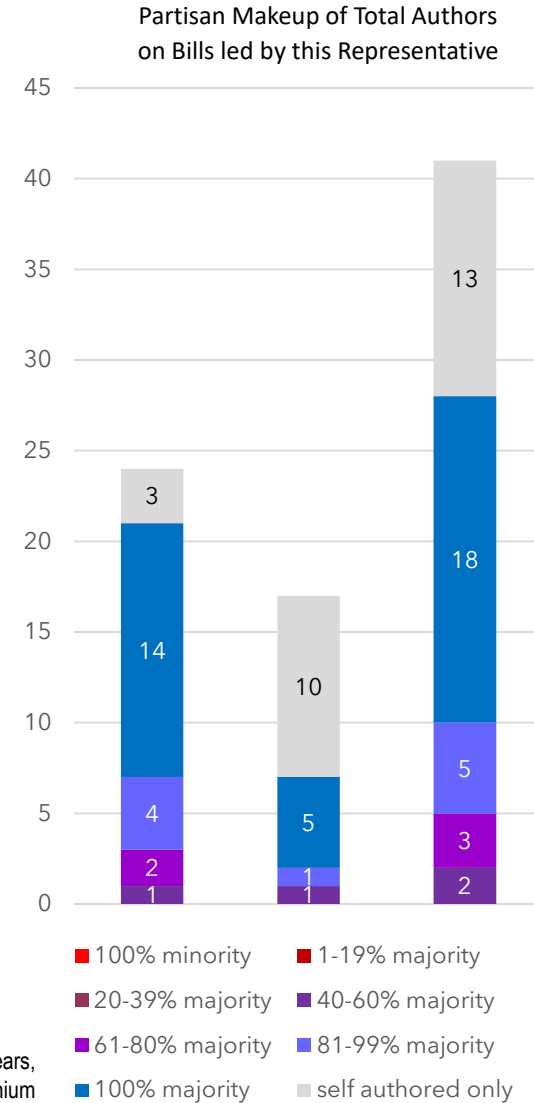
41 bills were introduced by Representative Kotyza-Witthuhn:

- 13 (3 in 2023; 10 in 2024) (32%) bills were sole-authored
- 18* (14 in 2023; 5 in 2024) (44%) bills had co-authors only from her own party
- 10* (7 in 2023; 2 in 2024) (24%) bills had at least one member of another party

Representative Kotyza-Witthuhn co-signed 147 bills:

- 145 (111 in 2023; 34 in 2024) (99%) of those bills had a chief author from her own party
- 2 (0 in 2023; 2 in 2024) (1%) had a chief author from another party

*Totals are not always the sum of individual years, due to changes made to bill authorship throughout the biennium



Representative Alicia Kozlowski (DFL)

District 08B
1st Term

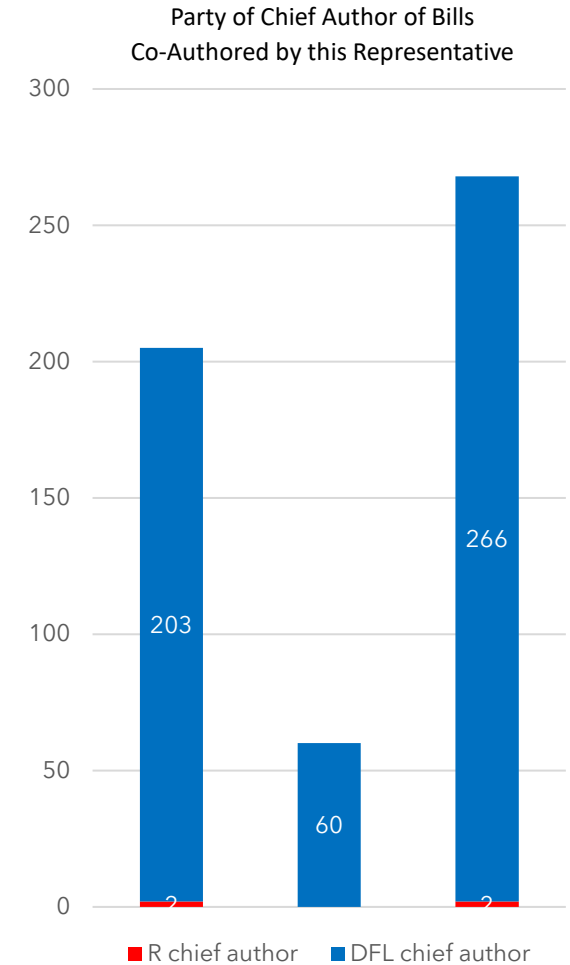
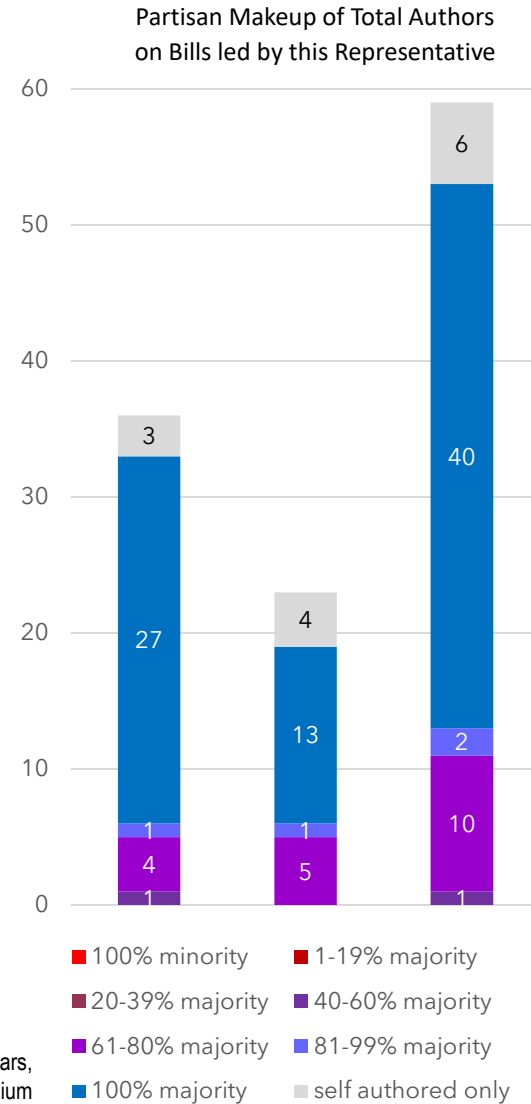
59 bills were introduced by Representative Kozlowski:

- 6* (3 in 2023; 4 in 2024) (11%) bills were sole-authored
- 40 (27 in 2023; 13 in 2024) (68%) bills had co-authors only from her own party
- 13* (6 in 2023; 6 in 2024) (22%) bills had at least one member of another party

Representative Kozlowski co-signed 268 bills:

- 266* (203 in 2023; 60 in 2024) (99%) of those bills had a chief author from her own party
- 2 (2 in 2023; 0 in 2024) (1%) had a chief author from another party

*Totals are not always the sum of individual years, due to changes made to bill authorship throughout the biennium



Representative Jon Koznick (R)

District 57A
5th Term

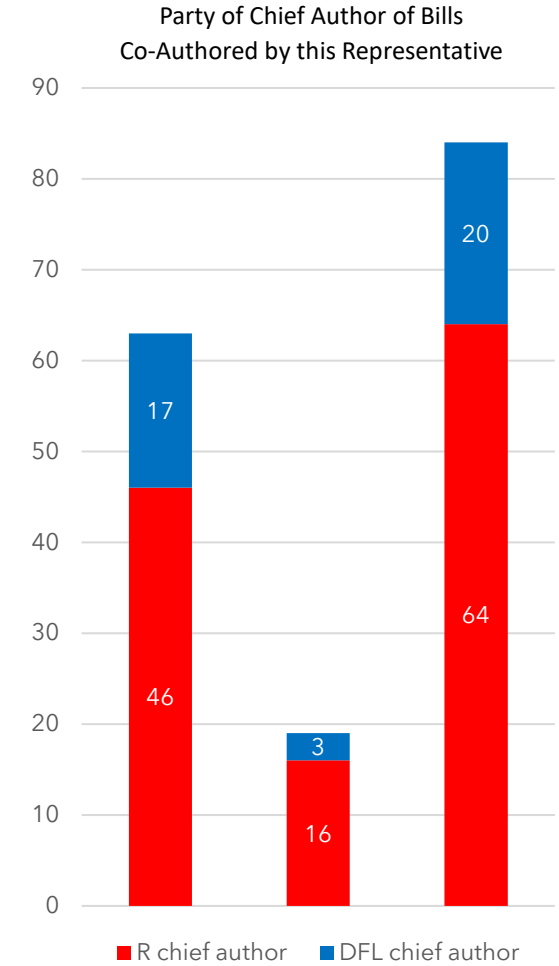
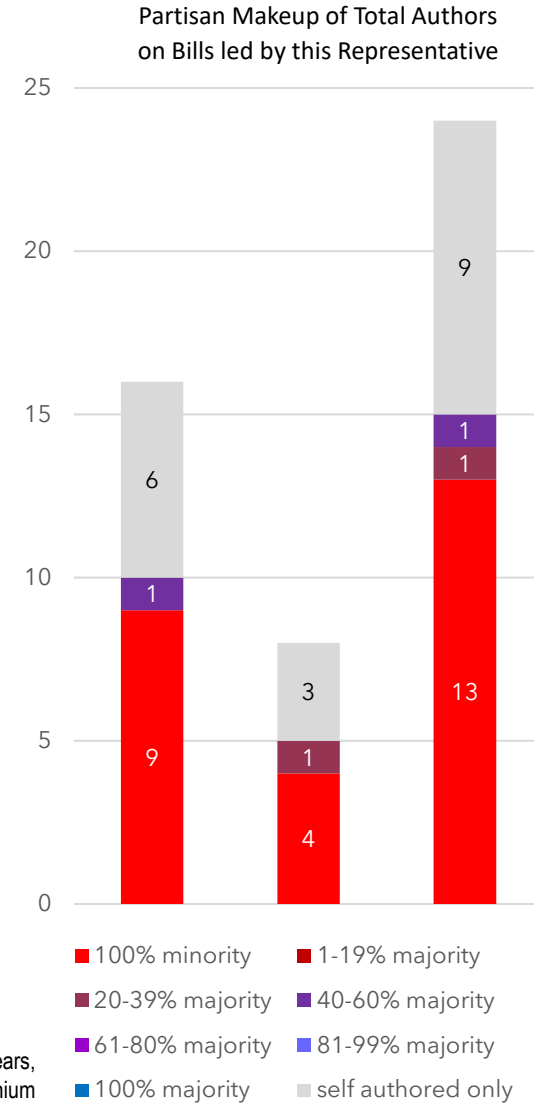
24 bills were introduced by Representative Koznick:

- 9 (6 in 2023; 3 in 2024) (38%) bills were sole-authored
- 13 (9 in 2023; 4 in 2024) (54%) bills had co-authors only from his own party
- 2 (1 in 2023; 1 in 2024) (8%) bills had at least one member of another party

Representative Koznick co-signed 84 bills:

- 64* (46 in 2023; 16 in 2024) (76%) of those bills had a chief author from his own party
- 20 (17 in 2023; 3 in 2024) (24%) had a chief author from another party

*Totals are not always the sum of individual years, due to changes made to bill authorship throughout the biennium



Representative Larry Kraft (DFL)

District 46A
1st Term

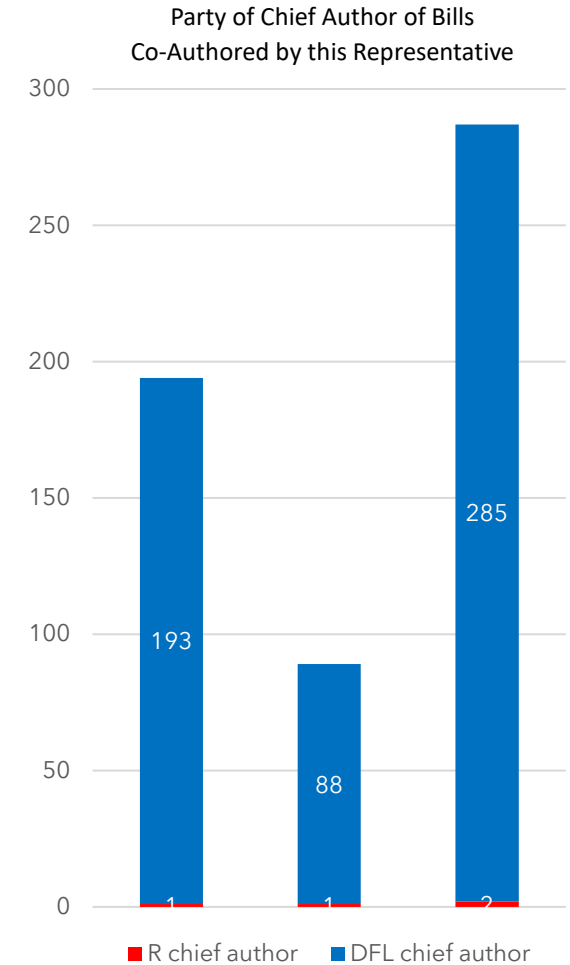
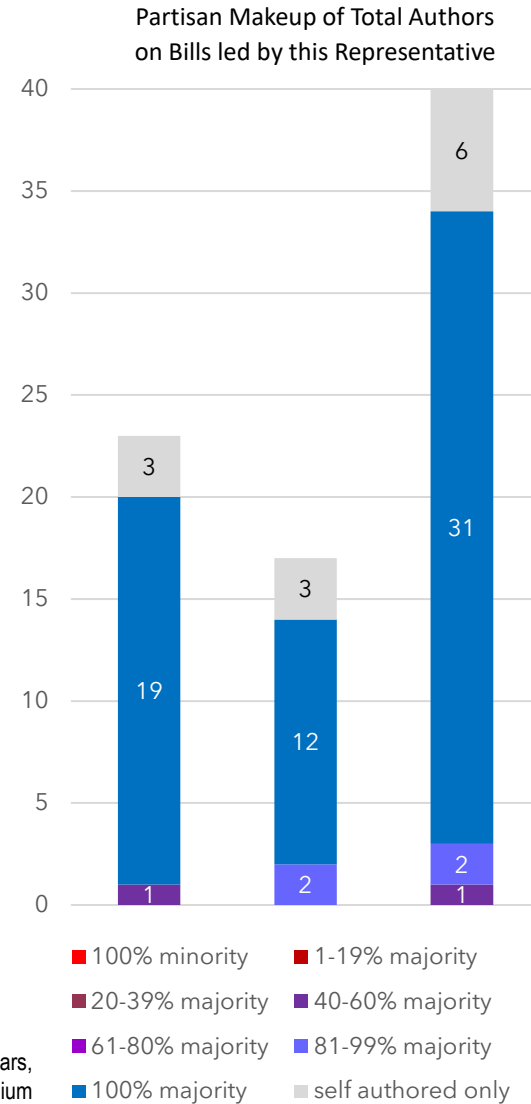
40 bills were introduced by Representative Kraft:

- 6 (3 in 2023; 3 in 2024) (15%) bills were sole-authored
- 31 (19 in 2023; 12 in 2024) (78%) bills had co-authors only from his own party
- 3 (1 in 2023; 2 in 2024) (7%) bills had at least one member of another party

Representative Kraft co-signed 287 bills:

- 285* (193 in 2023; 88 in 2024) (99%) of those bills had a chief author from his own party
- 2 (1 in 2023; 1 in 2024) (1%) had a chief author from another party

*Totals are not always the sum of individual years, due to changes made to bill authorship throughout the biennium



Representative Ron Kresha (R)

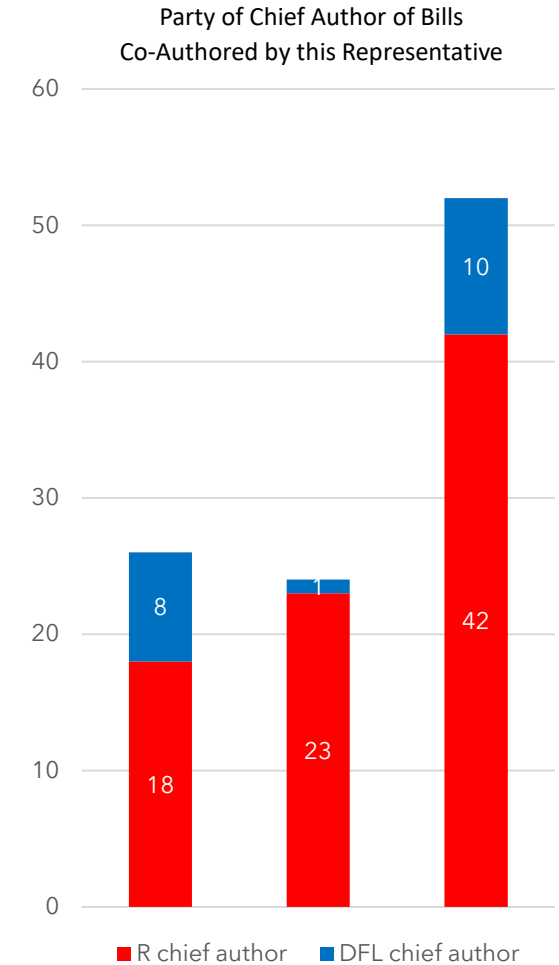
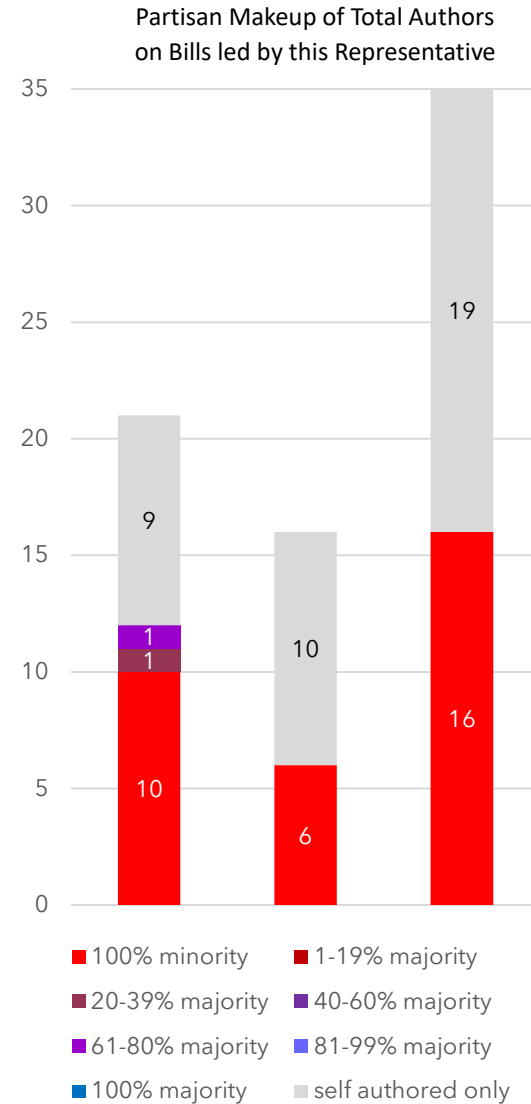
District 10A
6th Term

35 bills were introduced by Representative Kresha:

- 19 (9 in 2023; 10 in 2024) (54%) bills were sole-authored
- 16 (10 in 2023; 6 in 2024) (46%) bills had co-authors only from his own party
- 0* (2 in 2023; 0 in 2024) (0%) bills had at least one member of another party

Representative Kresha co-signed 52 bills:

- 42* (18 in 2023; 23 in 2024) (81%) of those bills had a chief author from his own party
- 10* (8 in 2023; 1 in 2024) (19%) had a chief author from another party



Representative Bryan Lawrence (R)

District 27B
1st Term

1 bill was introduced by Representative Lawrence:

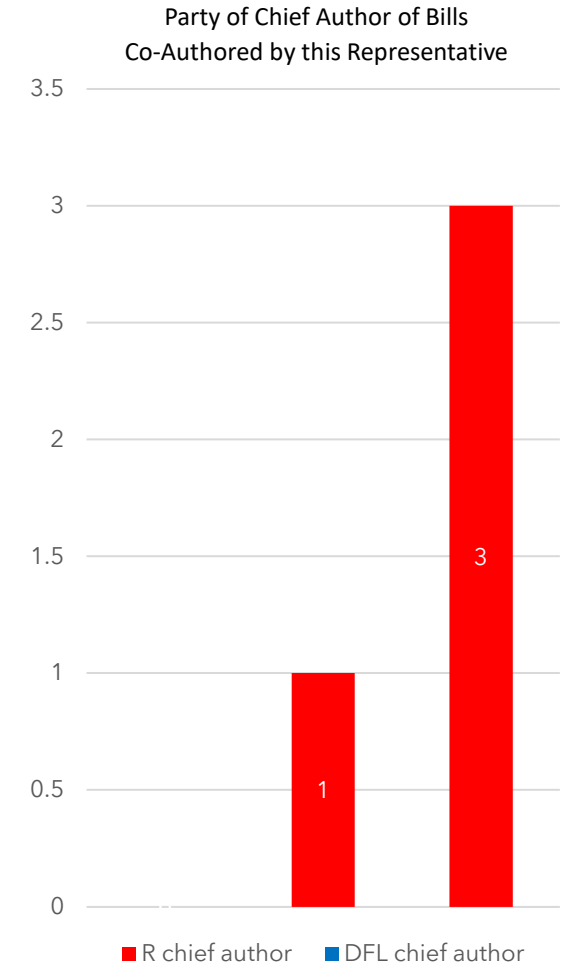
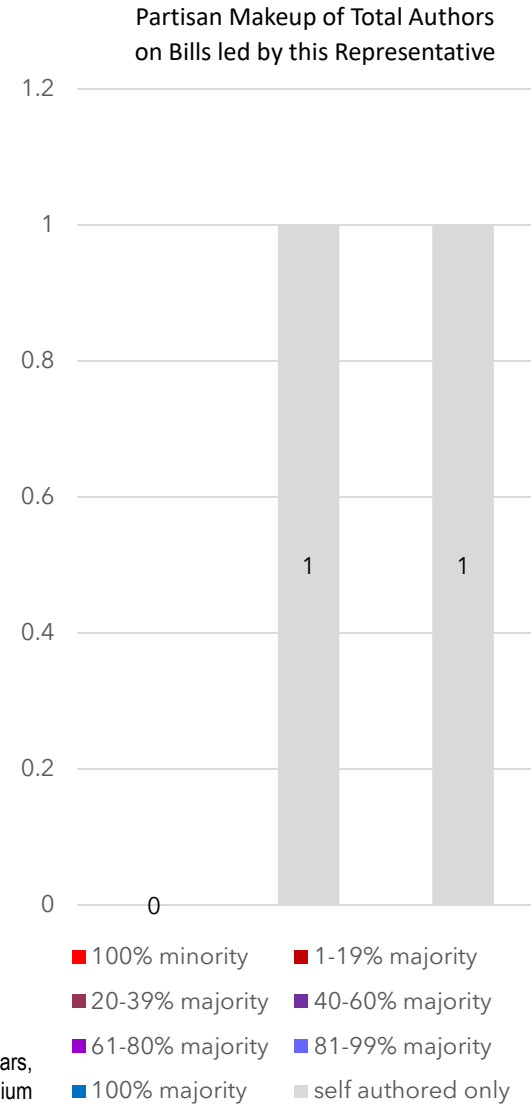
- 1 (0 in 2023; 1 in 2024) (100%) bill was sole-authored
- 0 (0 in 2023; 0 in 2024) (0%) bills had co-authors only from his own party
- 0 (0 in 2023; 0 in 2024) (0%) bills had at least one member of another party

Representative Lawrence co-signed 3 bills:

- 3* (0 in 2023; 1 in 2024) (100%) of those bills had a chief author from his own party
- 0 (0 in 2023; 0 in 2024) (0%) had a chief author from another party

Representative Lawrence assumed office on April 2, 2024.

*Totals are not always the sum of individual years, due to changes made to bill authorship throughout the biennium



Representative Fue Lee (DFL)

District 59A
4th Term

52 bills were introduced by Representative Lee:

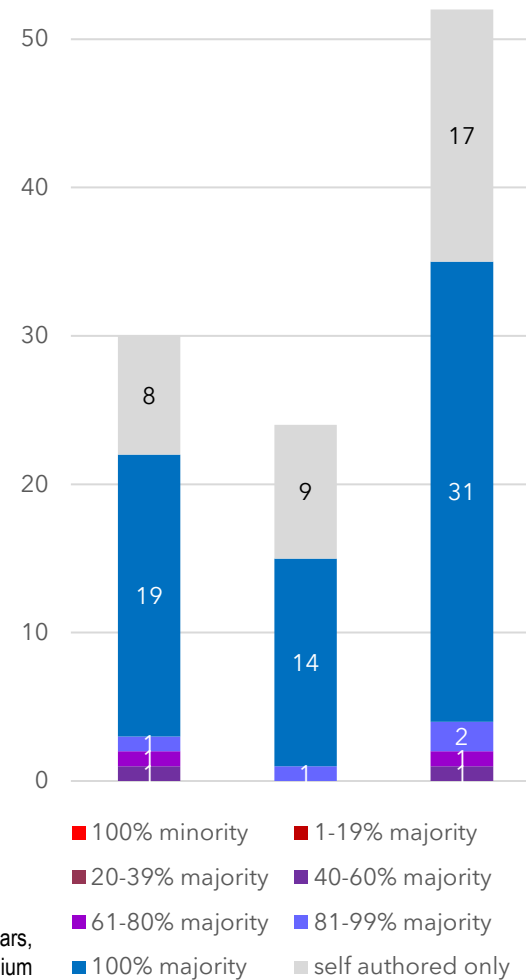
- 17 (8 in 2023; 9 in 2024) (33%) bills were sole-authored
- 31* (19 in 2023; 14 in 2024) (60%) bills had co-authors only from his own party
- 4 (3 in 2023; 1 in 2024) (7%) bills had at least one member of another party

Representative Lee co-signed 167 bills:

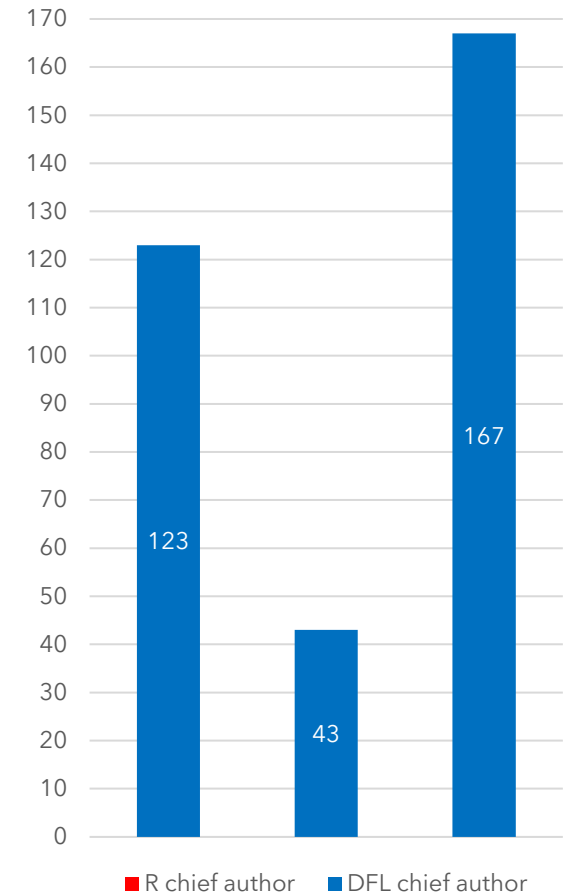
- 167* (123 in 2023; 43 in 2024) (100%) of those bills had a chief author from his own party
- 0 (0 in 2023; 0 in 2024) (0%) had a chief author from another party

*Totals are not always the sum of individual years, due to changes made to bill authorship throughout the biennium

Partisan Makeup of Total Authors on Bills led by this Representative



Party of Chief Author of Bills Co-Authored by this Representative



Representative Liz Lee (DFL)

District 67A
1st Term

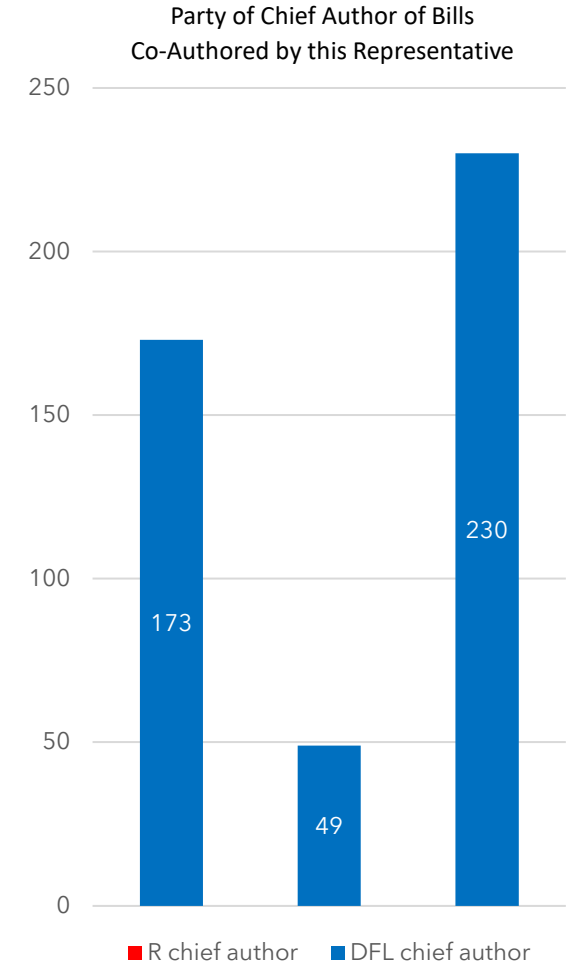
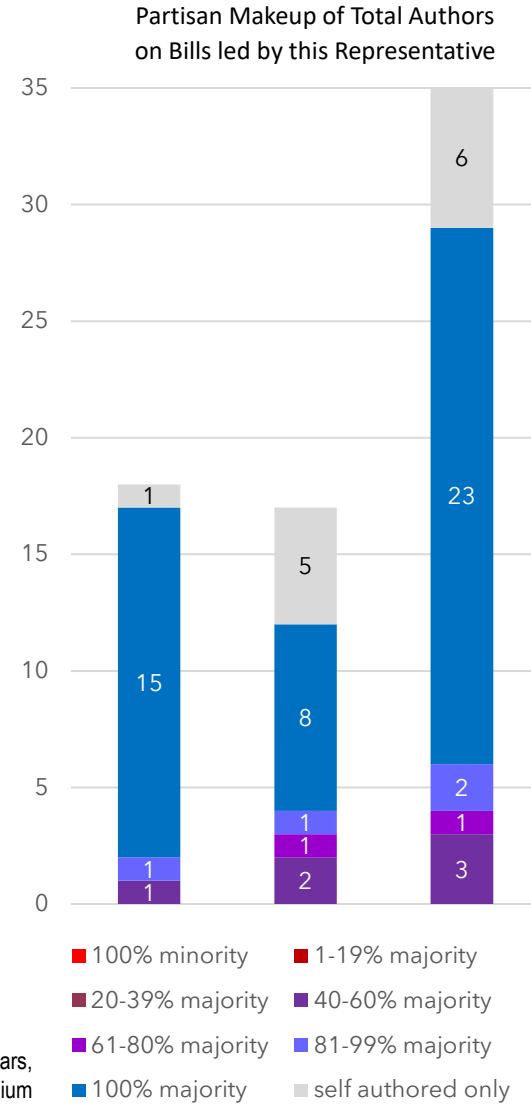
35 bills were introduced by Representative Lee:

- 6 (1 in 2023; 5 in 2024) (17%) bills were sole-authored
- 23 (15 in 2023; 8 in 2024) (66%) bills had co-authors only from her own party
- 6 (2 in 2023; 4 in 2024) (17%) bills had at least one member of another party

Representative Lee co-signed 230 bills:

- 230* (173 in 2023; 49 in 2024) (100%) of those bills had a chief author from her own party
- 0 (0 in 2023; 0 in 2024) (0%) had a chief author from another party

*Totals are not always the sum of individual years, due to changes made to bill authorship throughout the biennium



Representative Tina Liebling (DFL)

District 24B
10th Term

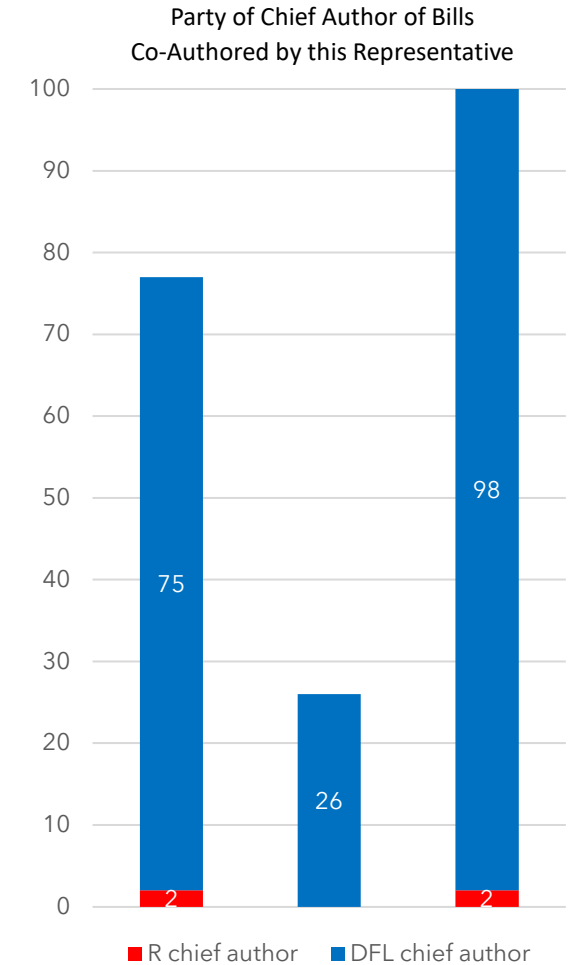
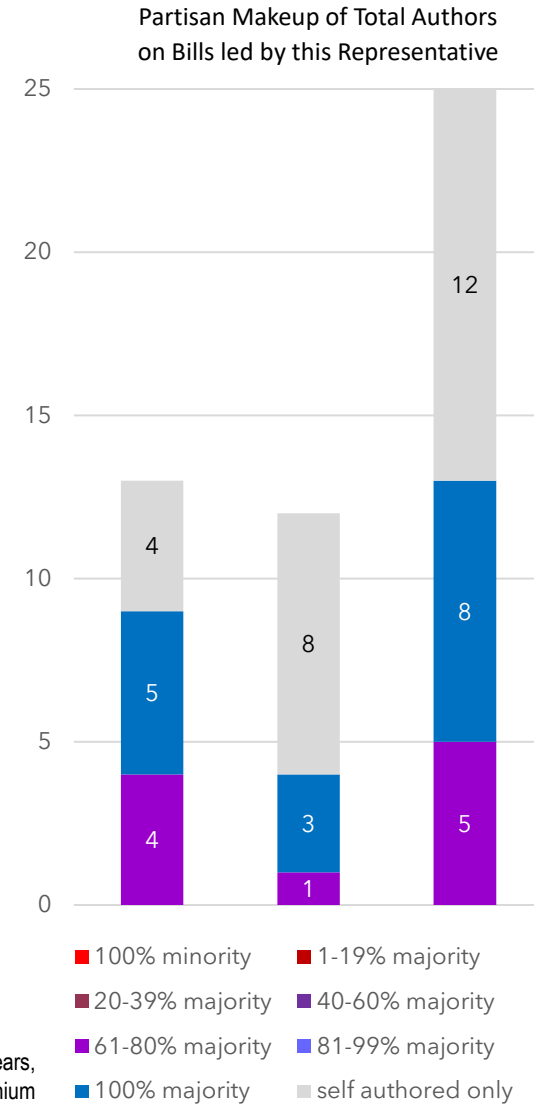
25 bills were introduced by Representative Liebling:

- 12 (4 in 2023; 8 in 2024) (48%) bills were sole-authored
- 8 (5 in 2023; 3 in 2024) (32%) bills had co-authors only from her own party
- 5 (4 in 2023; 1 in 2024) (20%) bills had at least one member of another party

Representative Liebling co-signed 100 bills:

- 98* (75 in 2023; 26 in 2024) (98%) of those bills had a chief author from her own party
- 2 (2 in 2023; 0 in 2024) (2%) had a chief author from another party

*Totals are not always the sum of individual years, due to changes made to bill authorship throughout the biennium



Representative Leon Lillie (DFL)

District 44B
10th Term

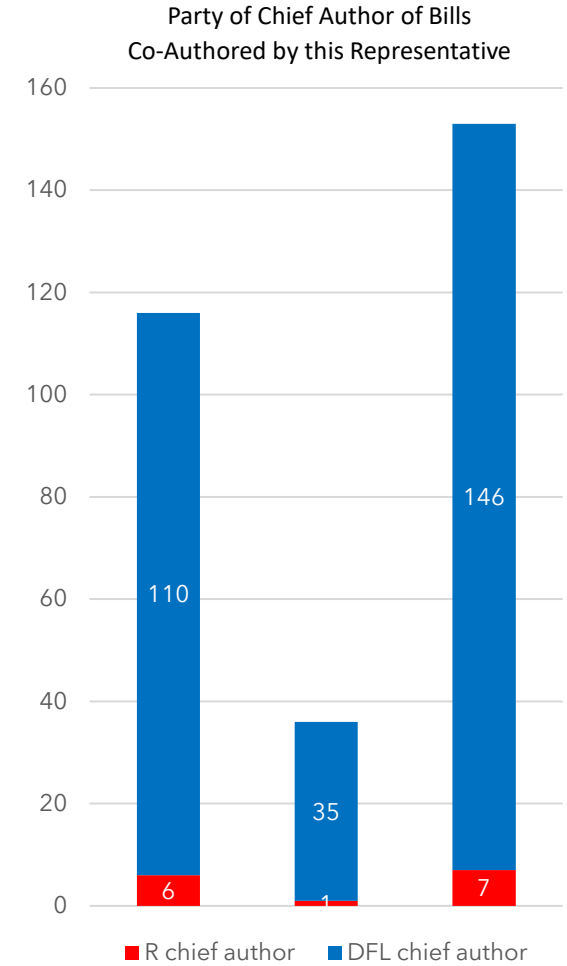
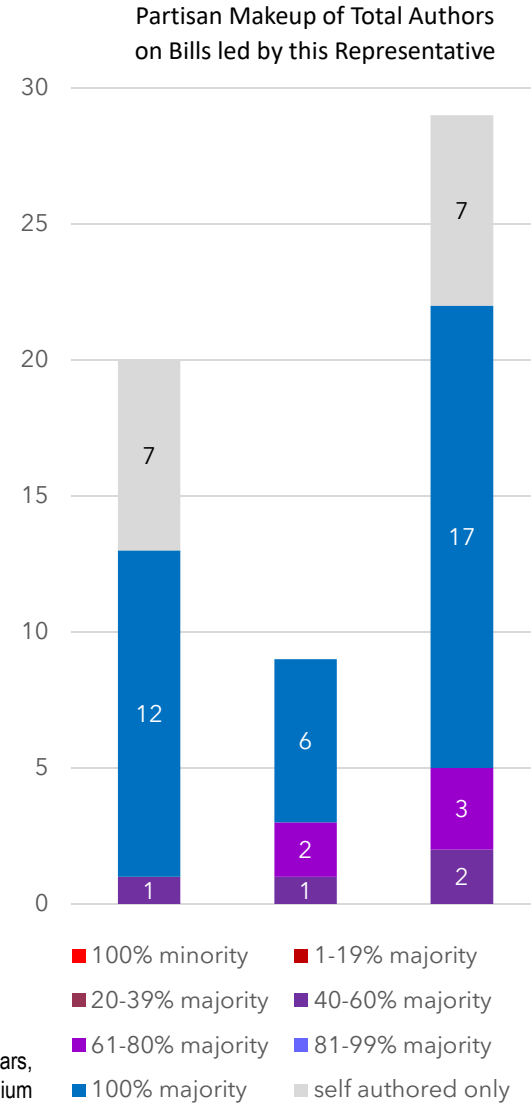
29 bills were introduced by Representative Lillie:

- 7 (7 in 2023; 0 in 2024) (24%) bills were sole-authored
- 17* (12 in 2023; 6 in 2024) (58%) bills had co-authors only from his own party
- 5* (1 in 2023; 3 in 2024) (17%) bills had at least one member of another party

Representative Lillie co-signed 153 bills:

- 146* (110 in 2023; 35 in 2024) (95%) of those bills had a chief author from his own party
- 7 (6 in 2023; 1 in 2024) (5%) bills had a chief author from another party

*Totals are not always the sum of individual years, due to changes made to bill authorship throughout the biennium



Representative Dave Lislegard (DFL)

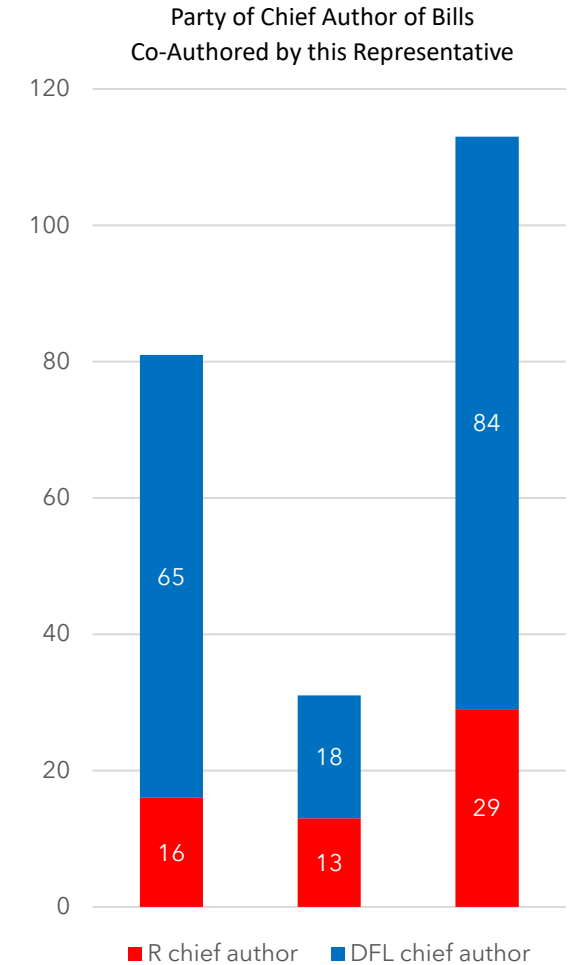
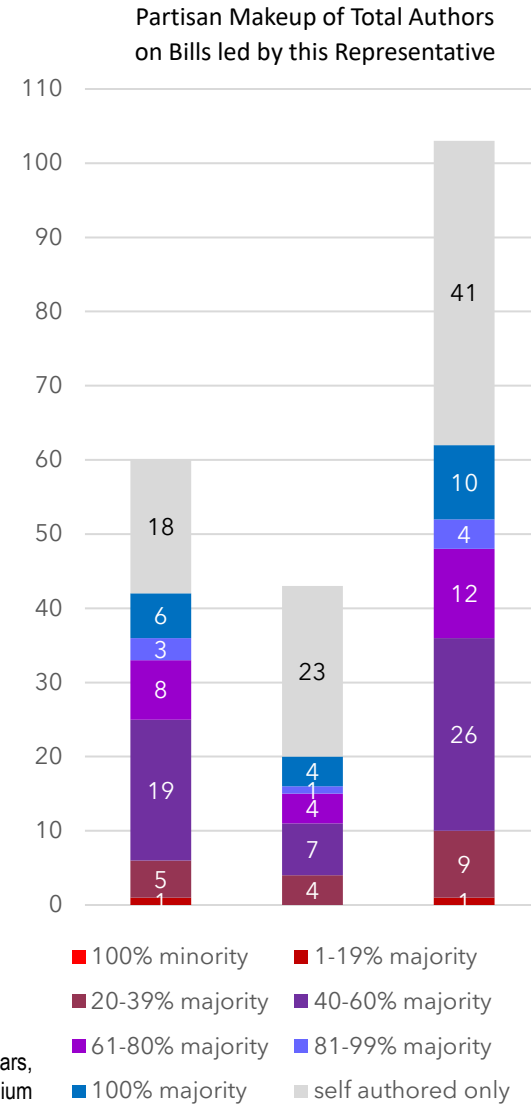
District 07B
3rd Term

103 bills were introduced by Representative Lislegard:

- 41 (18 in 2023; 23 in 2024) (40%) bills were sole-authored
- 10 (6 in 2023; 4 in 2024) (10%) bills had co-authors only from his own party
- 52 (36 in 2023; 16 in 2024) (50%) bills had at least one member of another party

Representative Lislegard co-signed 113 bills:

- 84* (65 in 2023; 18 in 2024) (74%) of those bills had a chief author from his own party
- 29 (16 in 2023; 13 in 2024) (26%) had a chief author from another party



*Totals are not always the sum of individual years, due to changes made to bill authorship throughout the biennium

Representative Jamie Long (DFL)

District 61B
3rd Term

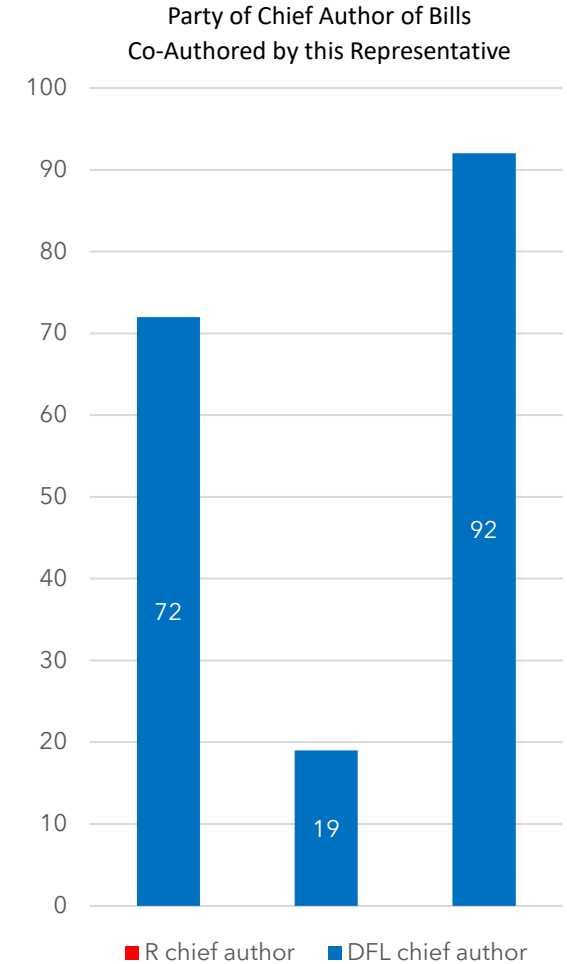
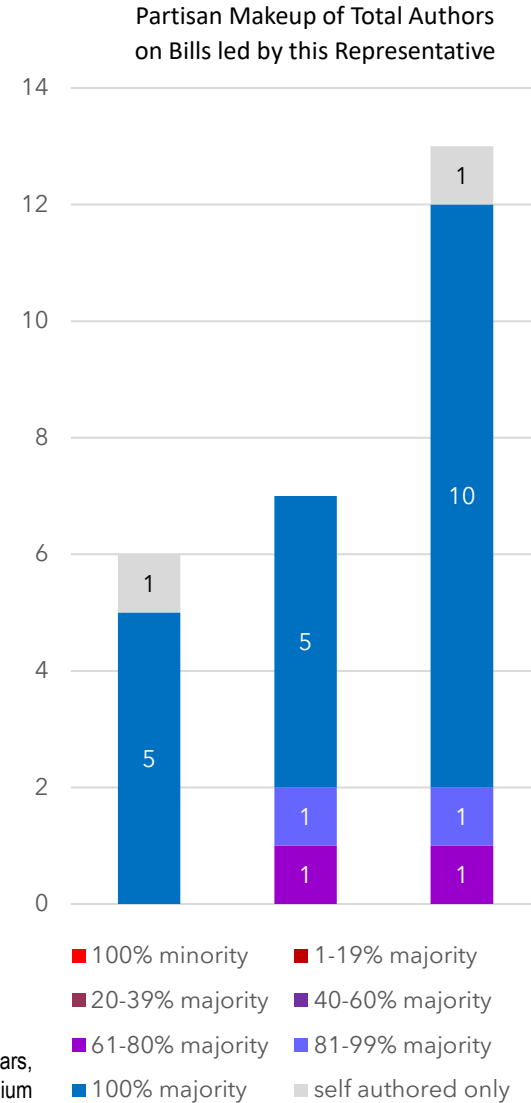
13 bills were introduced by Representative Long:

- 1 (1 in 2023; 0 in 2024) (8%) bills were sole-authored
- 10 (5 in 2023; 5 in 2024) (77%) bills had co-authors only from his own party
- 2 (0 in 2023; 2 in 2024) (15%) bills had at least one member of another party

Representative Long co-signed 92 bills:

- 92* (72 in 2023; 19 in 2024) (100%) of those bills had a chief author from his own party
- 0 (0 in 2023; 0 in 2024) (0%) had a chief author from another party

*Totals are not always the sum of individual years, due to changes made to bill authorship throughout the biennium



Representative Joe McDonald (R)

District 29A
7th Term

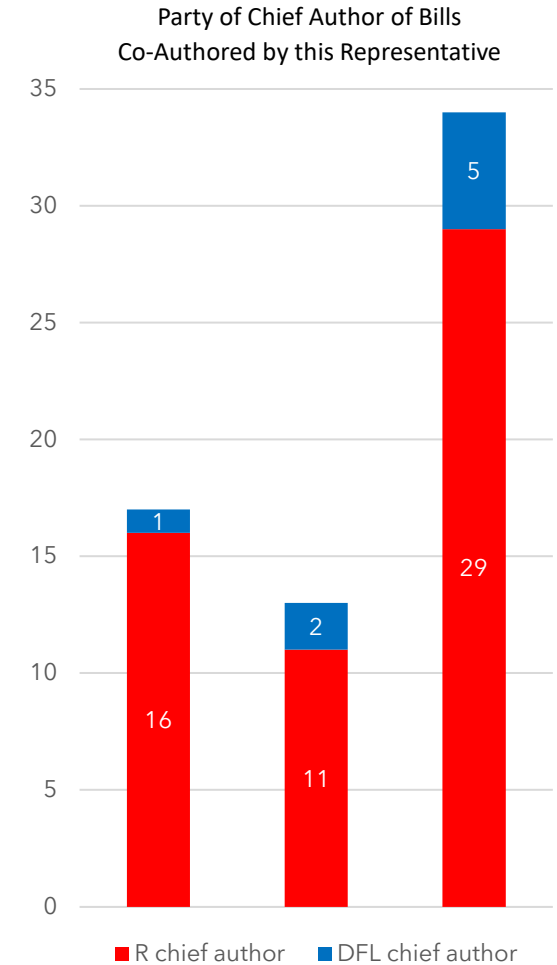
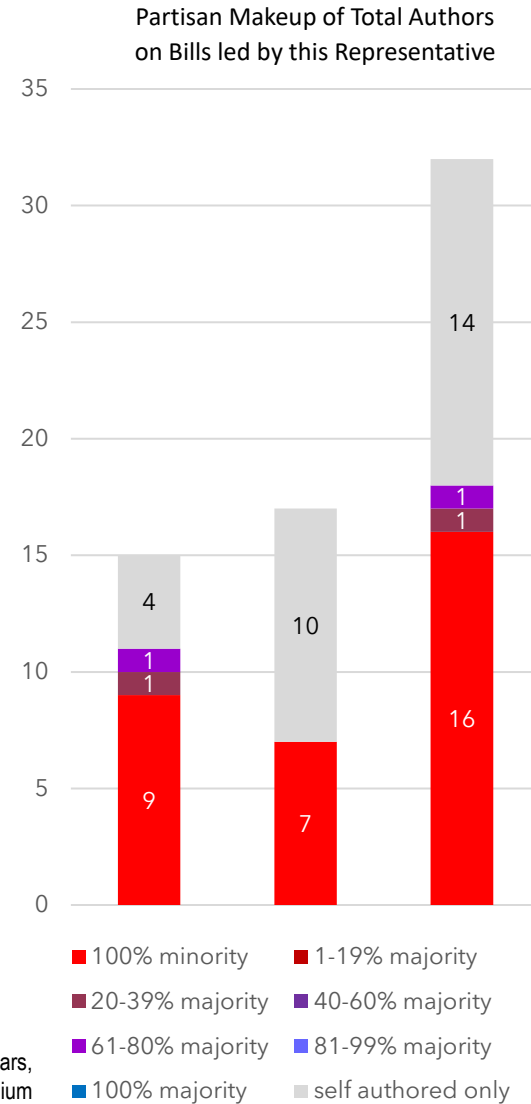
32 bills were introduced by Representative McDonald:

- 14 (4 in 2023; 10 in 2024) (44%) bills were sole-authored
- 16 (9 in 2023; 7 in 2024) (50%) bills had co-authors only from his own party
- 2 (2 in 2023; 0 in 2024) (6%) bills had at least one member of another party

Representative McDonald co-signed 34 bills:

- 29* (16 in 2023; 11 in 2024) (85%) of those bills had a chief author from his own party
- 5* (1 in 2023; 2 in 2024) (15%) had a chief author from another party

*Totals are not always the sum of individual years, due to changes made to bill authorship throughout the biennium



Representative Shane Mekeland (R)

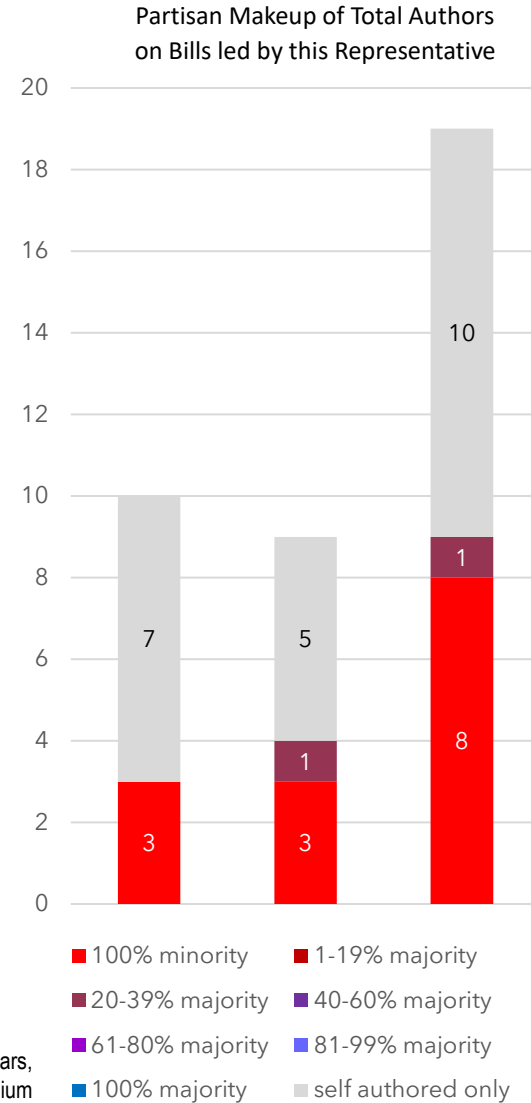
District 27A
3rd Term

19 bills were introduced by Representative Mekeland:

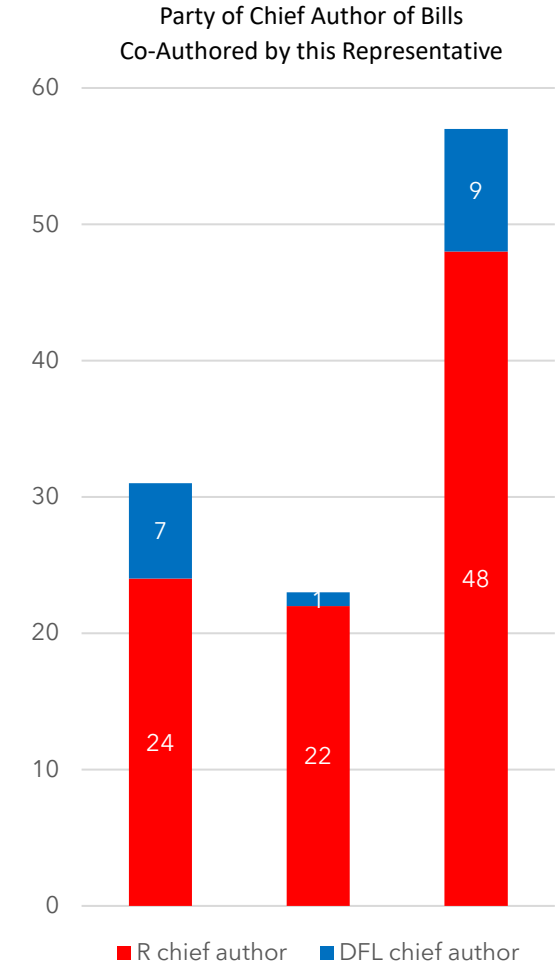
- 10* (7 in 2023; 5 in 2024) (53%) bills were sole-authored
- 8* (3 in 2023; 3 in 2024) (42%) bills had co-authors only from his own party
- 1 (0 in 2023; 1 in 2024) (5%) bills had at least one member of another party

Representative Mekeland co-signed 57 bills:

- 48* (24 in 2023; 22 in 2024) (84%) of those bills had a chief author from his own party
- 9* (7 in 2023; 1 in 2024) (16%) had a chief author from another party



*Totals are not always the sum of individual years, due to changes made to bill authorship throughout the biennium



Representative Kelly Moller (DFL)

District 40A
3rd Term

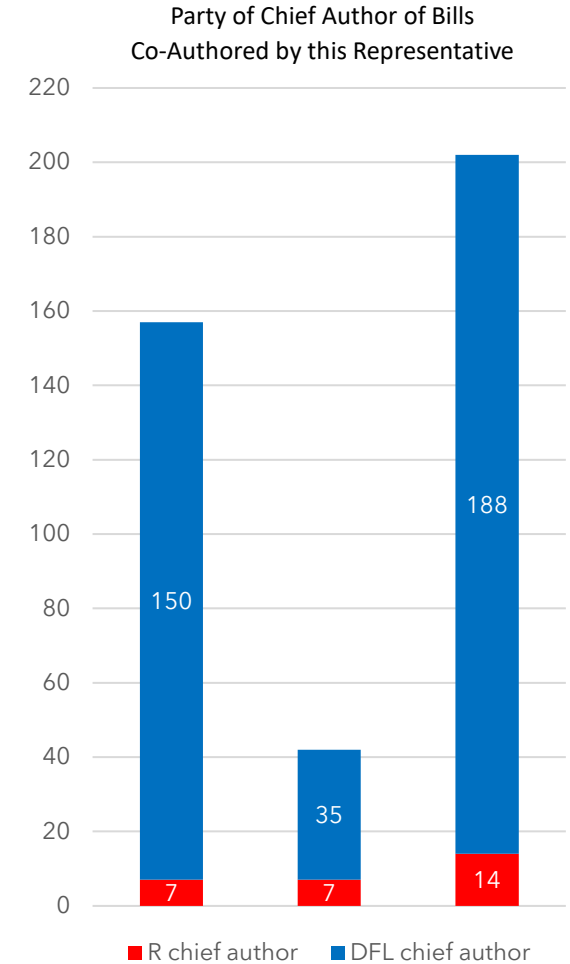
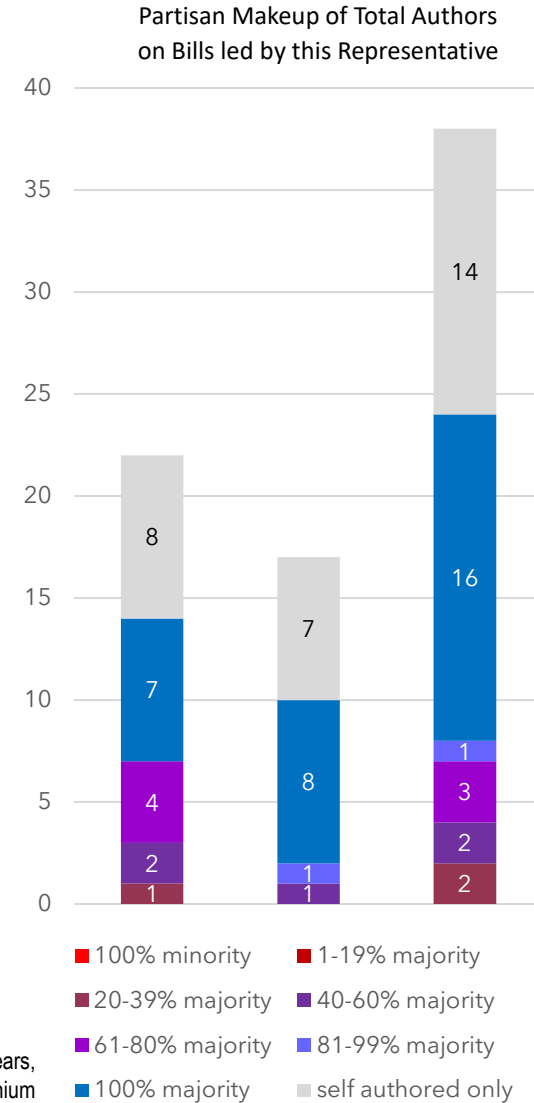
38 bills were introduced by Representative Moller:

- 14* (8 in 2023; 7 in 2024) (37%) bills were sole-authored
- 16* (7 in 2023; 8 in 2024) (42%) bills had co-authors only from her own party
- 8* (7 in 2023; 2 in 2024) (21%) bills had at least one member of another party

Representative Moller co-signed 202 bills:

- 188* (150 in 2023; 35 in 2024) (93%) of those bills had a chief author from her own party
- 14 (7 in 2023; 7 in 2024) (7%) had a chief author from another party

*Totals are not always the sum of individual years, due to changes made to bill authorship throughout the biennium



Representative Patricia Mueller (R)

District 23B
2nd Term

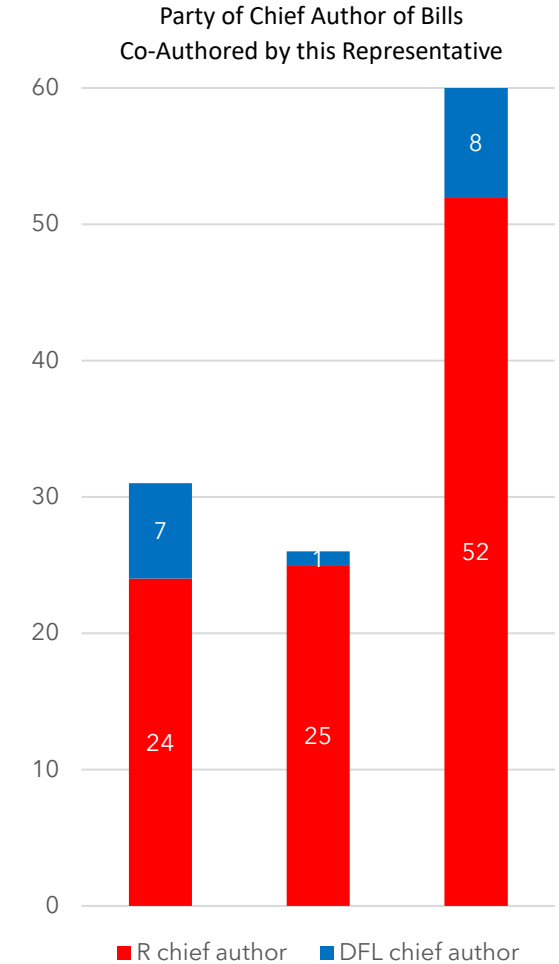
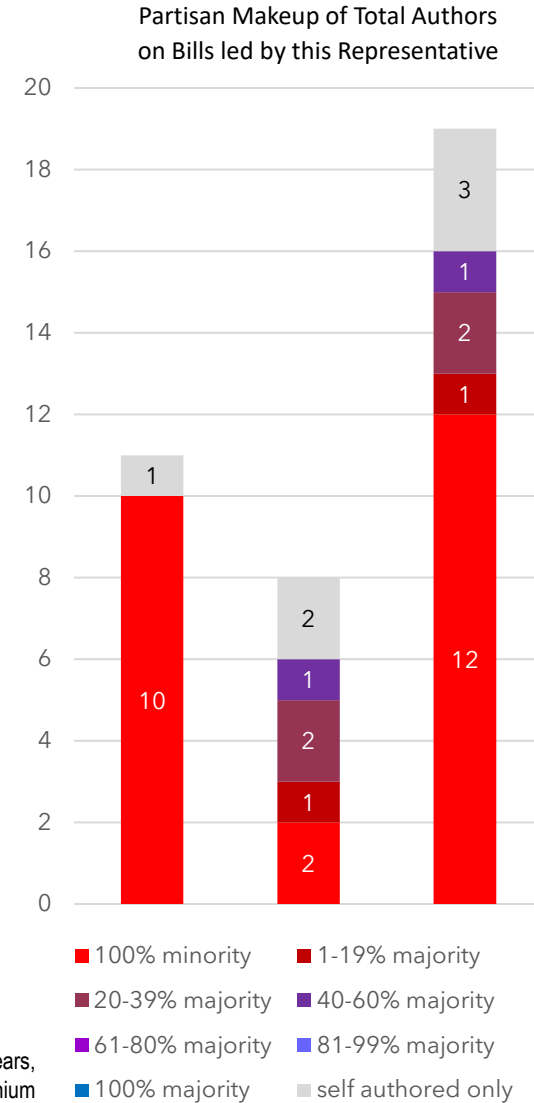
19 bills were introduced by Representative Mueller:

- 3 (1 in 2023; 2 in 2024) (16%) bills were sole-authored
- 12 (10 in 2023; 2 in 2024) (63%) bills had co-authors only from her own party
- 4 (0 in 2023; 4 in 2024) (21%) bills had at least one member of another party

Representative Mueller co-signed 60 bills:

- 52* (24 in 2023; 25 in 2024) (87%) of those bills had a chief author from her own party
- 8 (7 in 2023; 1 in 2024) (13%) had a chief author from another party

*Totals are not always the sum of individual years, due to changes made to bill authorship throughout the biennium



Representative Tom Murphy (R)

District 09B
1st Term

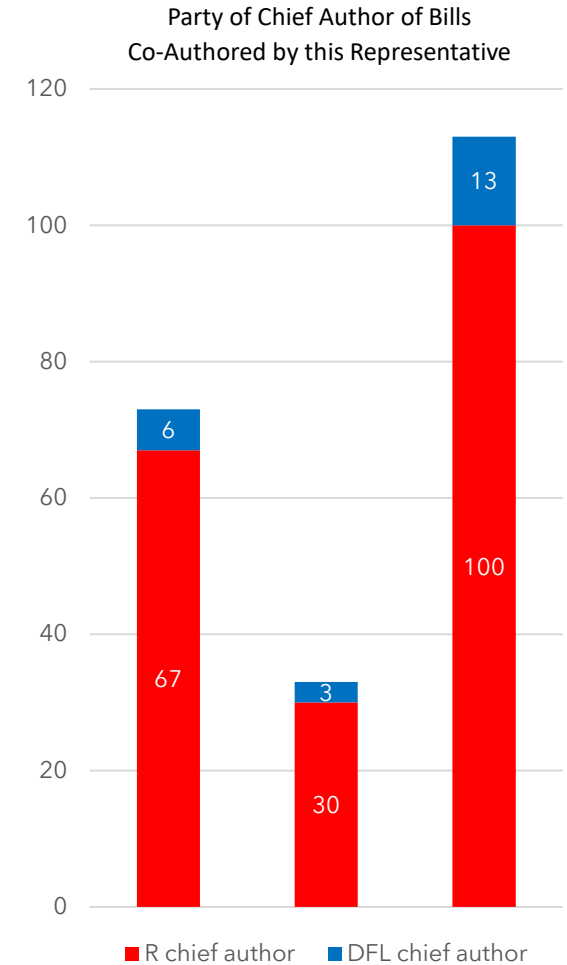
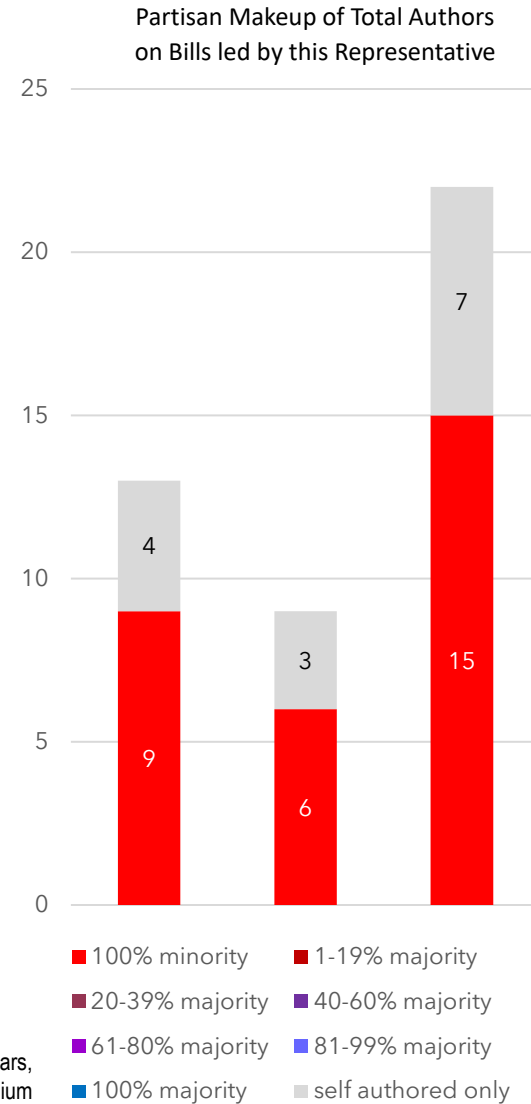
22 bills were introduced by Representative Murphy:

- 7 (4 in 2023; 3 in 2024) (32%) bills were sole-authored
- 15 (9 in 2023; 6 in 2024) (68%) bills had co-authors only from his own party
- 0 (0 in 2023; 0 in 2024) (0%) bills had at least one member of another party

Representative Murphy co-signed 113 bills:

- 100* (67 in 2023; 30 in 2024) (88%) of those bills had a chief author from his own party
- 13* (6 in 2023; 3 in 2024) (12%) had a chief author from another party

*Totals are not always the sum of individual years, due to changes made to bill authorship throughout the biennium



Representative Andrew Myers (R)

District 45A
1st Term

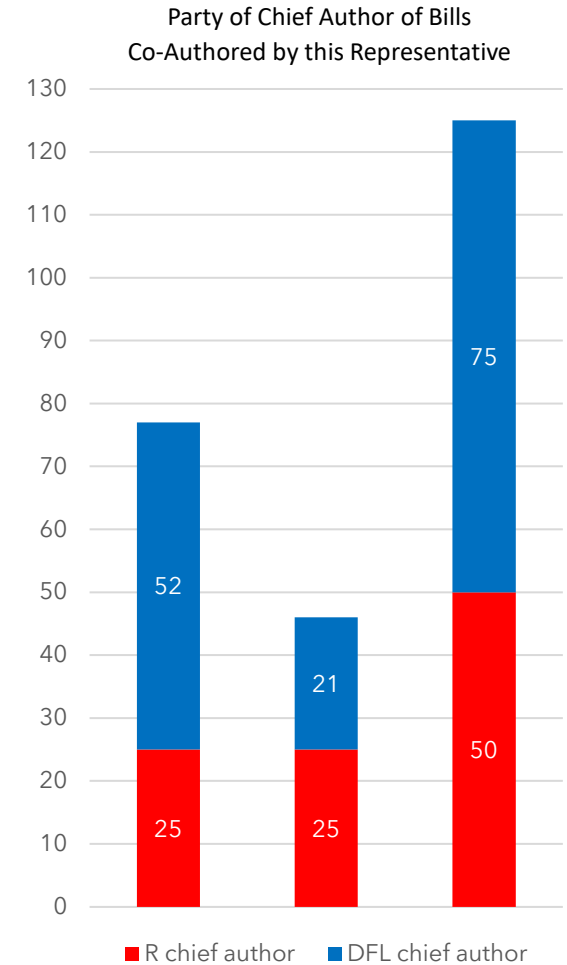
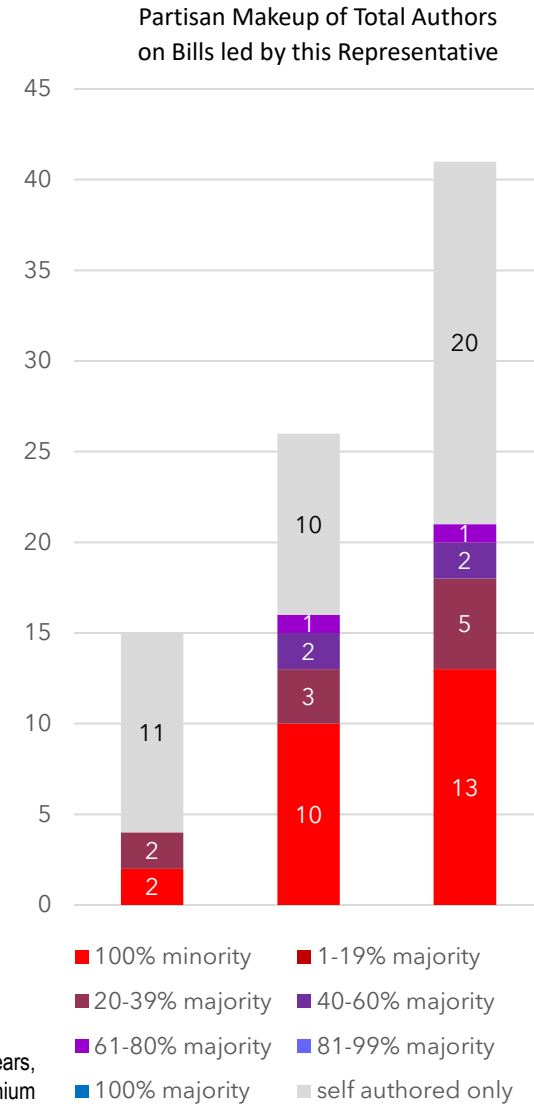
41 bills were introduced by Representative Myers:

- 20* (11 in 2023; 10 in 2024) (49%) bills were sole-authored
- 13* (2 in 2023; 10 in 2024) (32%) bills had co-authors only from his own party
- 8 (2 in 2023; 6 in 2024) (19%) bills had at least one member of another party

Representative Myers co-signed 125 bills:

- 50 (25 in 2023; 25 in 2024) (40%) of those bills had a chief author from his own party
- 75* (52 in 2023; 21 in 2024) (60%) had a chief author from another party

*Totals are not always the sum of individual years, due to changes made to bill authorship throughout the biennium



Representative Danny Nadeau (R)

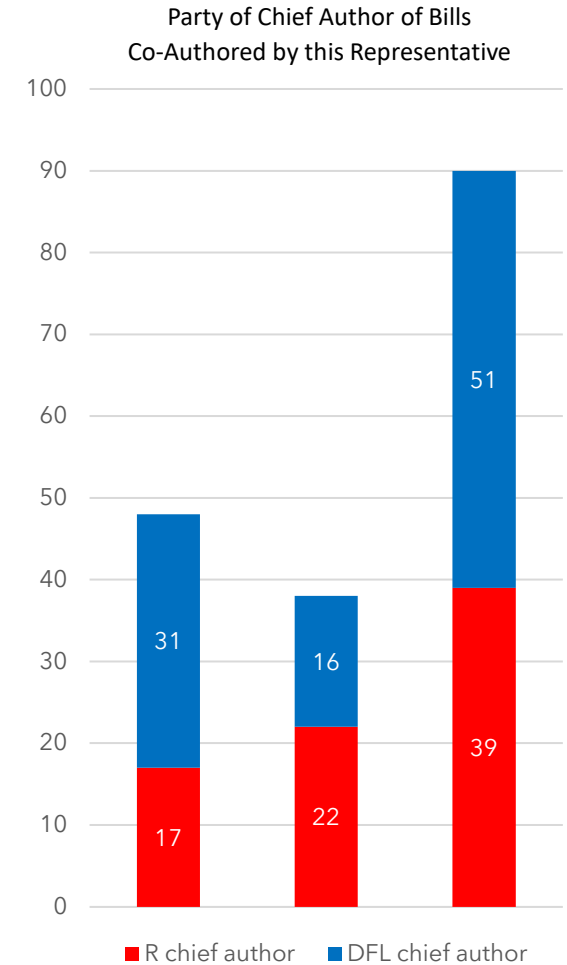
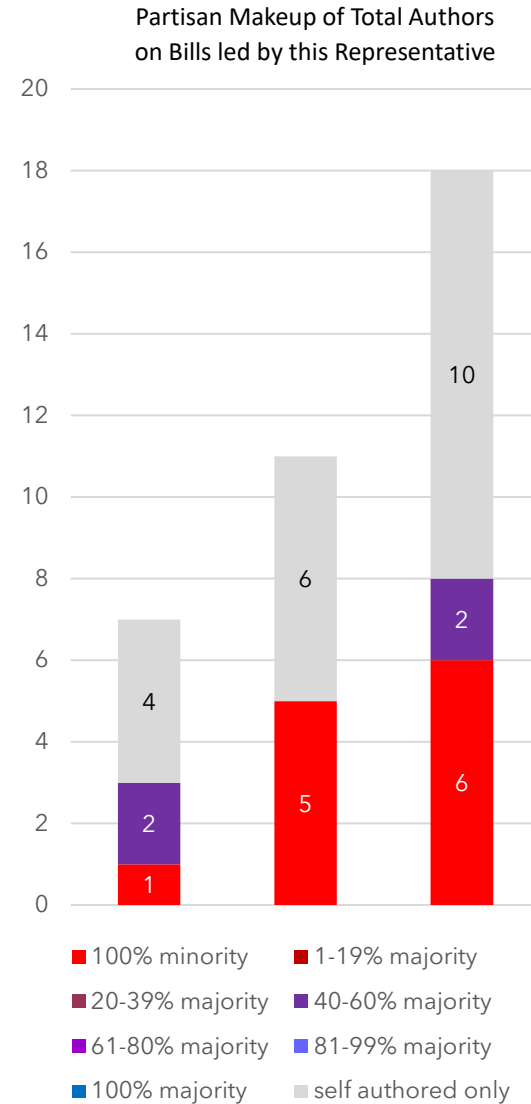
District 34A
1st Term

18 bills were introduced by Representative Nadeau:

- 10 (4 in 2023; 6 in 2024) (56%) bills were sole-authored
- 6 (1 in 2023; 5 in 2024) (33%) bills had co-authors only from his own party
- 2 (2 in 2023; 0 in 2024) (11%) bills had at least one member of another party

Representative Nadeau co-signed 90 bills:

- 39 (17 in 2023; 22 in 2024) (43%) of those bills had a chief author from his own party
- 51 (31 in 2023; 16 in 2024) (57%) had a chief author from another party



Representative Jim Nash (R)

District 48A
5th Term

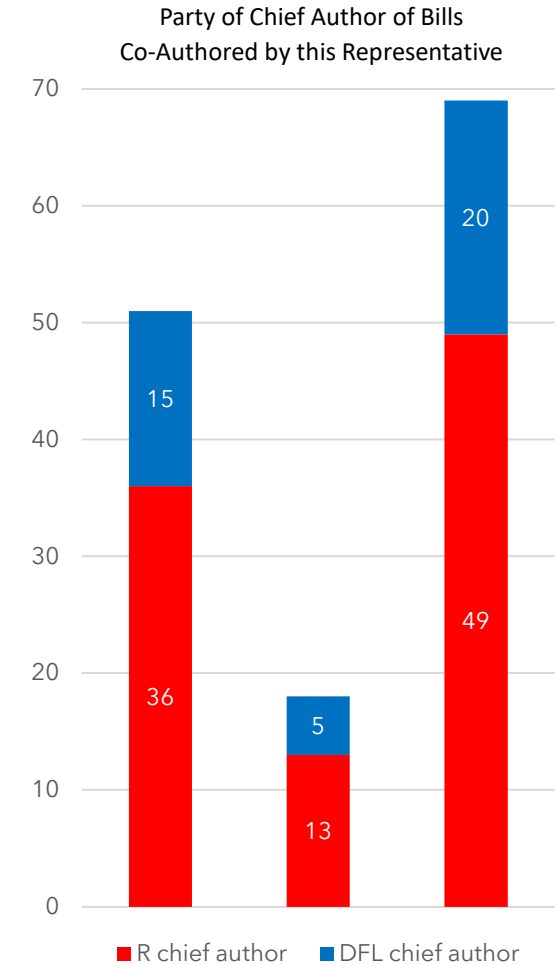
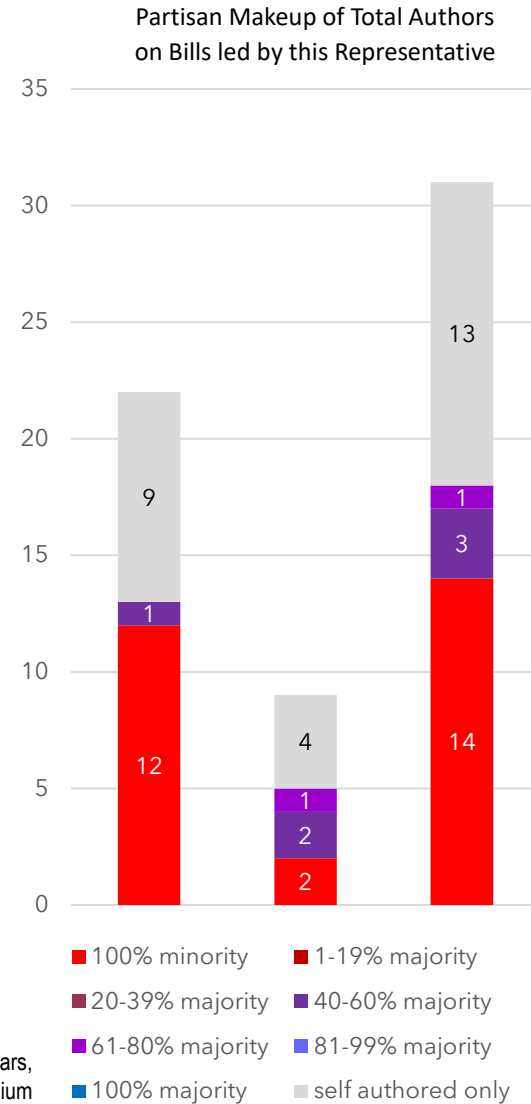
31 bills were introduced by Representative Nash:

- 13 (9 in 2023; 4 in 2024) (42%) bills were sole-authored
- 14 (12 in 2023; 2 in 2024) (45%) bills had co-authors only from his own party
- 4 (1 in 2023; 3 in 2024) (13%) bills had at least one member of another party

Representative Nash co-signed 69 bills:

- 49* (36 in 2023; 13 in 2024) (71%) of those bills had a chief author from his own party
- 20 (15 in 2023; 5 in 2024) (29%) had a chief author from another party

*Totals are not always the sum of individual years, due to changes made to bill authorship throughout the biennium



Representative Michael Nelson (DFL)

District 38A
11th Term

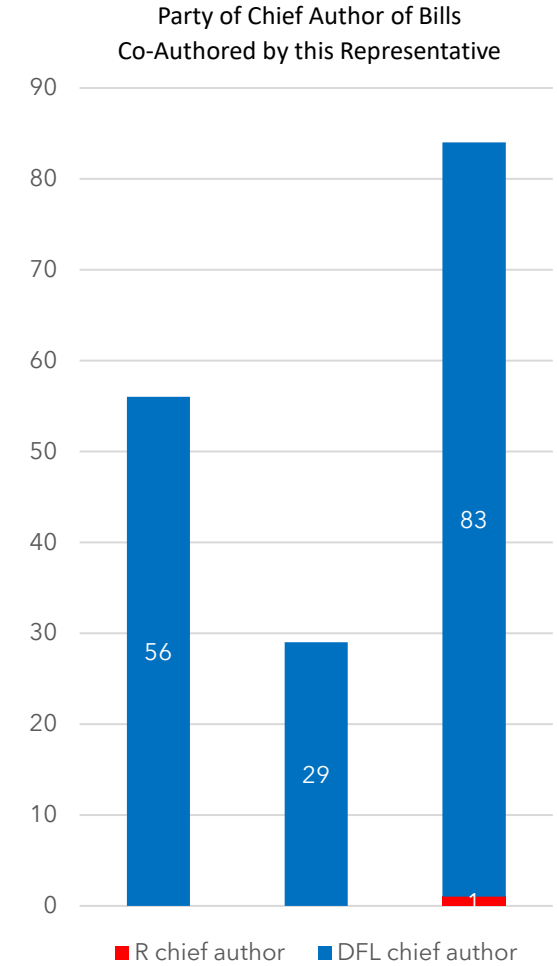
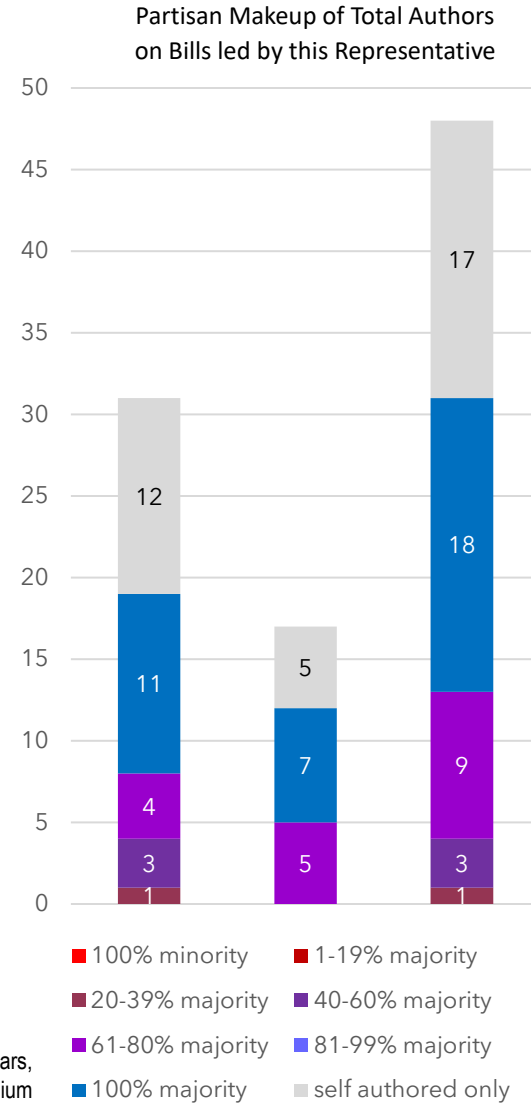
48 bills were introduced by Representative Nelson:

- 17 (12 in 2023; 5 in 2024) (35%) bills were sole-authored
- 18 (11 in 2023; 7 in 2024) (38%) bills had co-authors only from his own party
- 13 (8 in 2023; 5 in 2024) (27%) bills had at least one member of another party

Representative Nelson co-signed 84 bills:

- 83* (56 in 2023; 29 in 2024) (99%) of those bills had a chief author from his own party
- 1 (0 in 2023; 0 in 2024) (1%) had a chief author from another party

*Totals are not always the sum of individual years, due to changes made to bill authorship throughout the biennium



Representative Nathan Nelson (R)

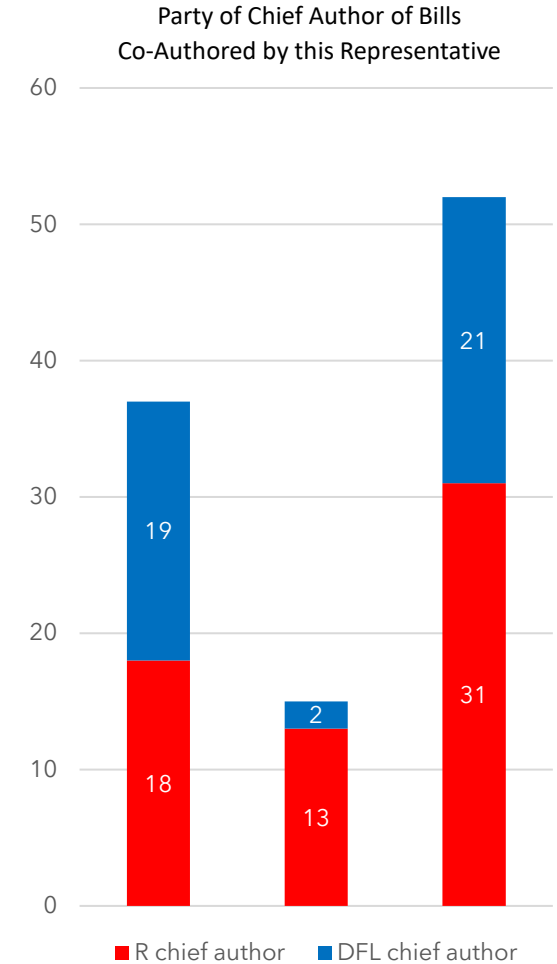
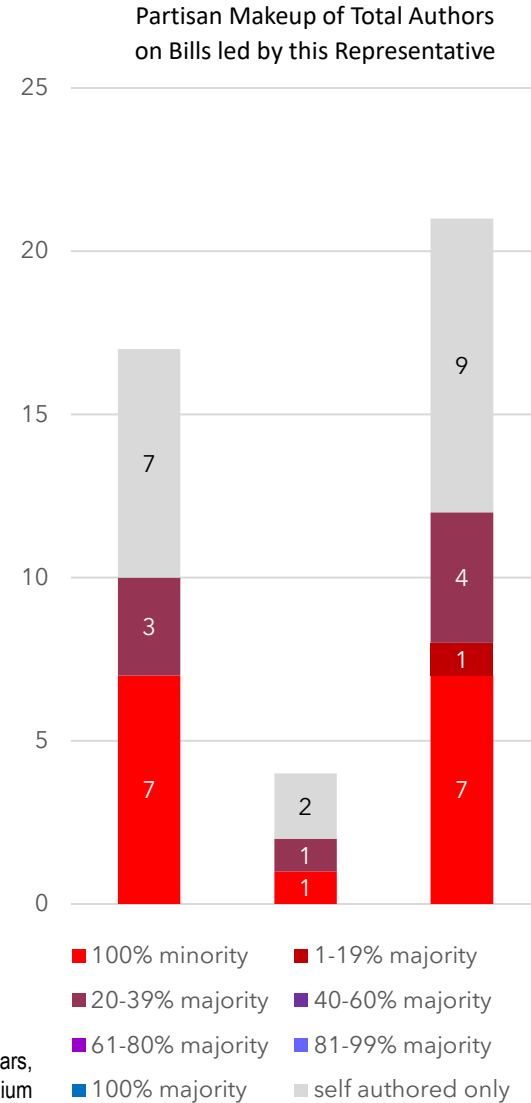
District 11B
3rd Term

21 bills were introduced by Representative Nelson:

- 9 (7 in 2023; 2 in 2024) (43%) bills were sole-authored
- 7* (7 in 2023; 1 in 2024) (33%) bills had co-authors only from his own party
- 5* (3 in 2023; 1 in 2024) (24%) bills had at least one member of another party

Representative Nelson co-signed 52 bills:

- 31 (18 in 2023; 13 in 2024) (60%) of those bills had a chief author from his own party
- 21 (19 in 2023; 2 in 2024) (40%) had a chief author from another party



*Totals are not always the sum of individual years, due to changes made to bill authorship throughout the biennium

Representative Anne Neu Brindley (R)

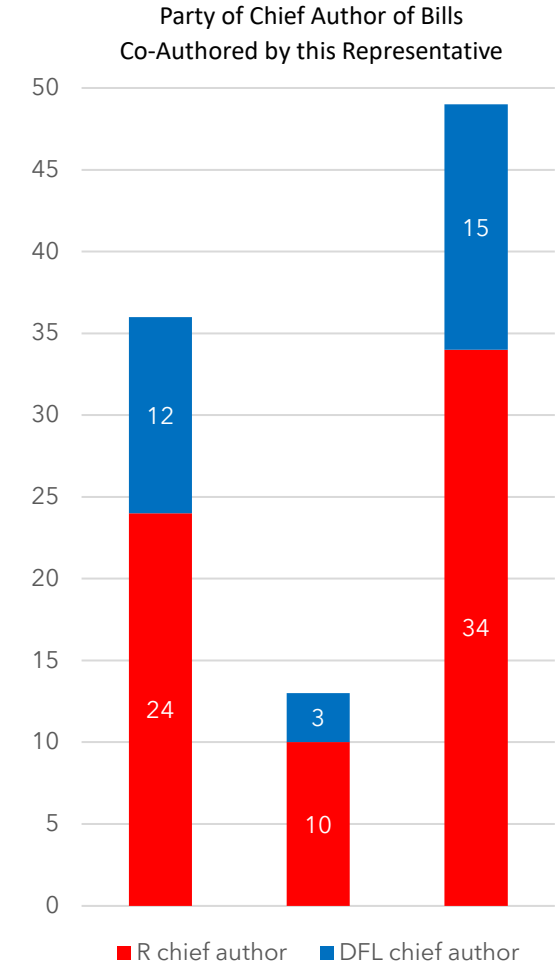
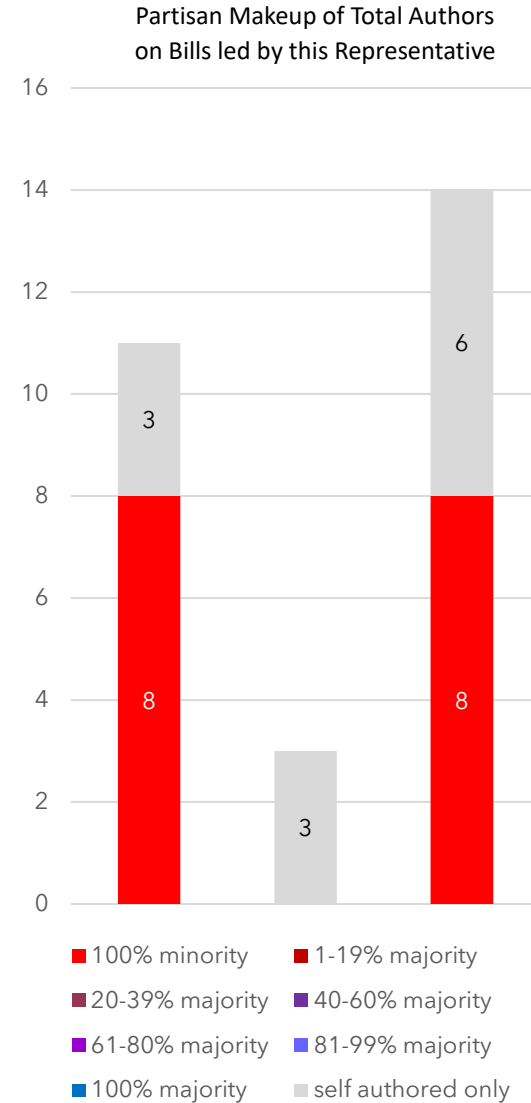
District 28B
4th Term

14 bills were introduced by Representative Neu Brindley:

- 6 (3 in 2023; 3 in 2024) (43%) bills were sole-authored
- 8 (8 in 2023; 0 in 2024) (57%) bills had co-authors only from her own party
- 0 (0 in 2023; 0 in 2024) (0%) bills had at least one member of another party

Representative Neu Brindley co-signed 49 bills:

- 34 (24 in 2023; 10 in 2024) (69%) of those bills had a chief author from her own party
- 15 (12 in 2023; 3 in 2024) (31%) had a chief author from another party



Representative Jerry Newton (DFL)

District 35B
4th Term

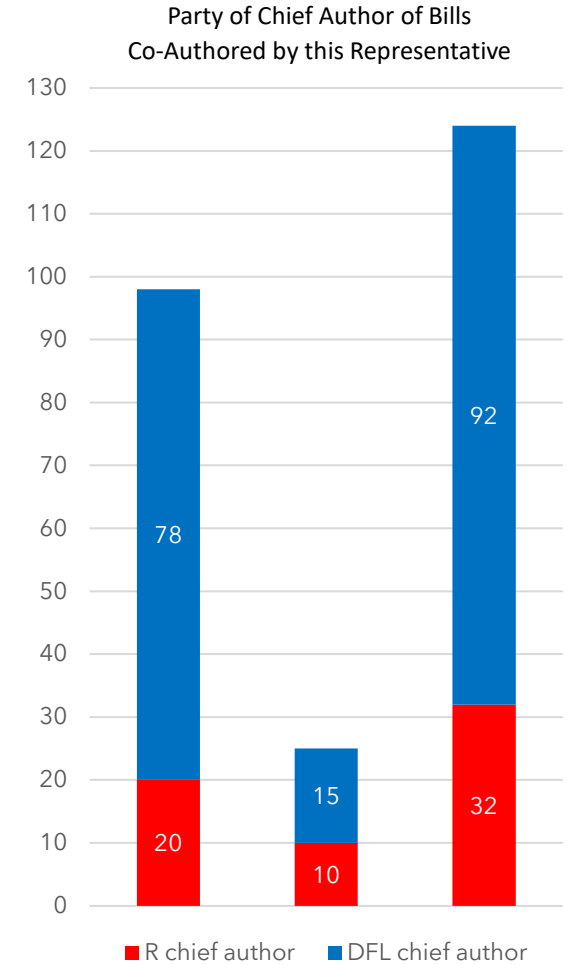
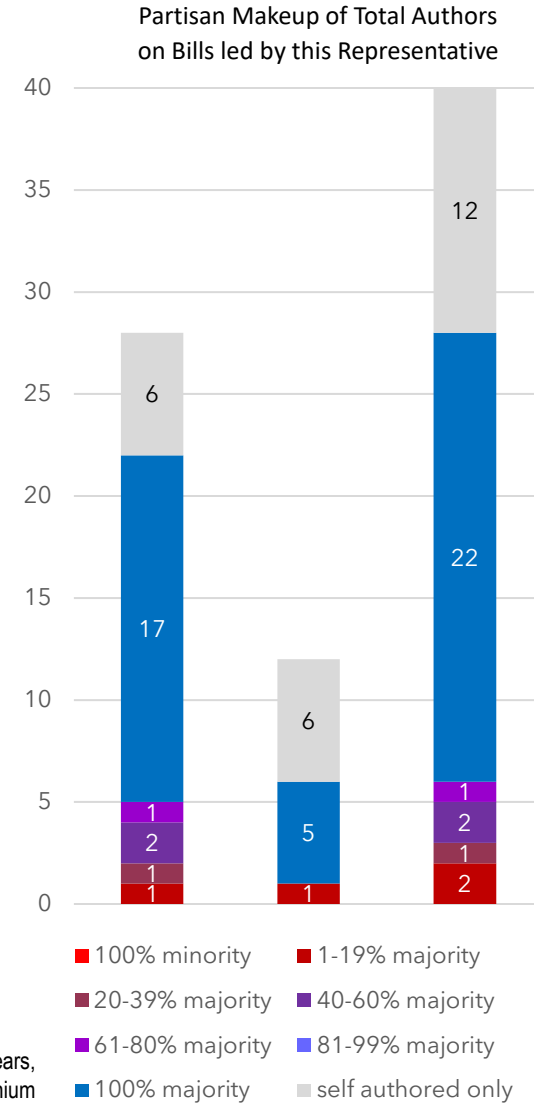
40 bills were introduced by Representative Newton:

- 12 (6 in 2023; 6 in 2024) (30%) bills were sole-authored
- 22 (17 in 2023; 5 in 2024) (55%) bills had co-authors only from his own party
- 6 (5 in 2023; 1 in 2024) (15%) bills had at least one member of another party

Representative Newton co-signed 124 bills:

- 92* (78 in 2023; 15 in 2024) (74%) of those bills had a chief author from his own party
- 32* (20 in 2023; 10 in 2024) (26%) had a chief author from another party

*Totals are not always the sum of individual years, due to changes made to bill authorship throughout the biennium



Representative Harry Niska (R)

District 31A
1st Term

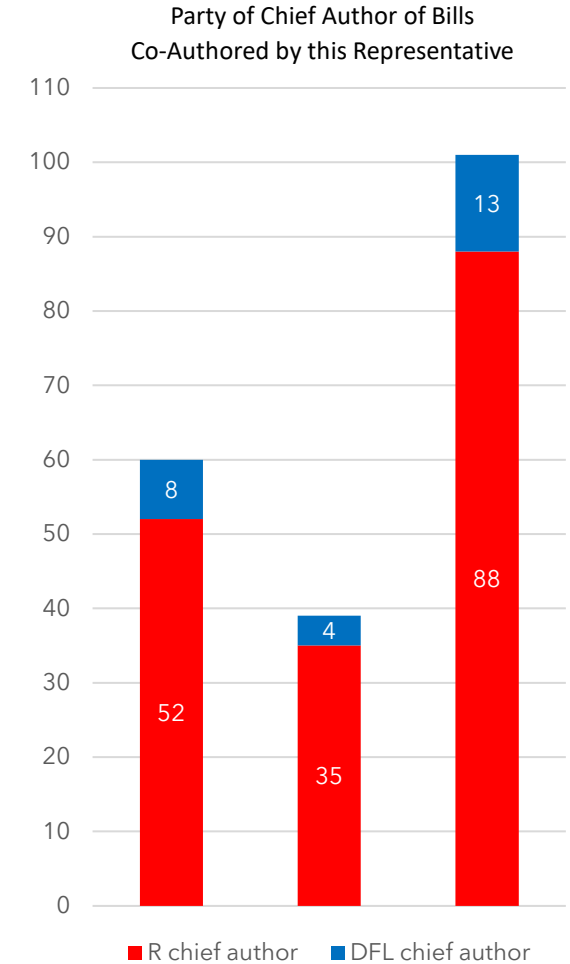
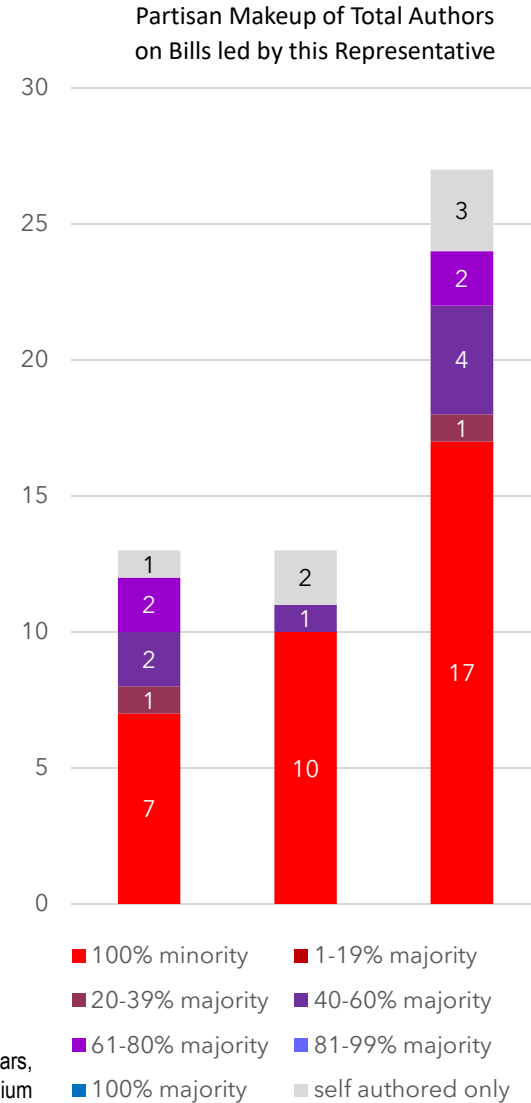
27 bills were introduced by Representative Niska:

- 3 (1 in 2023; 2 in 2024) (11%) bills were sole-authored
- 17 (7 in 2023; 10 in 2024) (63%) bills had co-authors only from his own party
- 7* (5 in 2023; 1 in 2024) (26%) bills had at least one member of another party

Representative Niska co-signed 101 bills:

- 88* (52 in 2023; 35 in 2024) (87%) of those bills had a chief author from his own party
- 13* (8 in 2023; 4 in 2024) (13%) had a chief author from another party

*Totals are not always the sum of individual years, due to changes made to bill authorship throughout the biennium



Representative Mohamud Noor (DFL)

District 60B
3rd Term

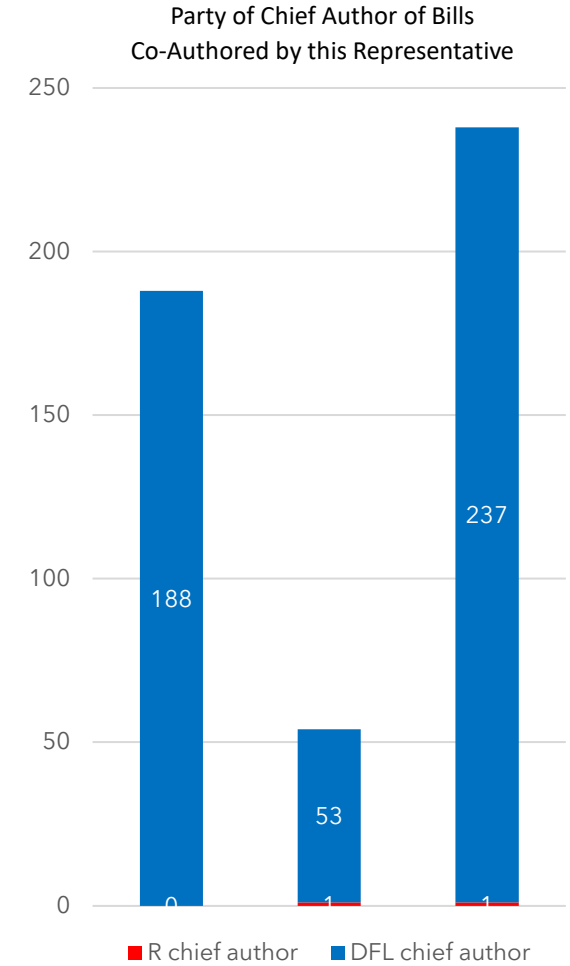
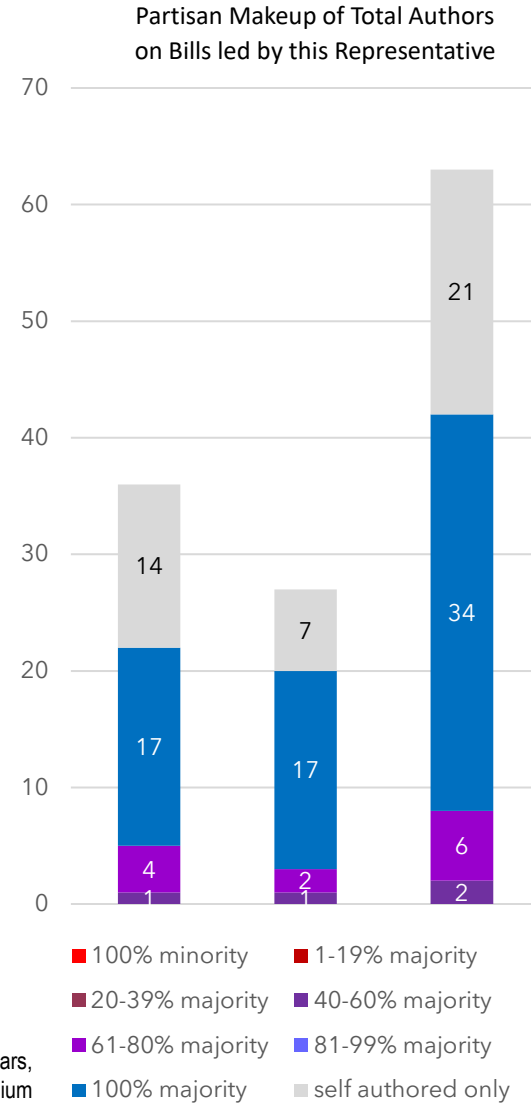
63 bills were introduced by Representative Noor:

- 21 (14 in 2023; 7 in 2024) (33%) bills were sole-authored
- 34 (17 in 2023; 17 in 2024) (54%) bills had co-authors only from his own party
- 8 (5 in 2023; 3 in 2024) (13%) bills had at least one member of another party

Representative Noor co-signed 238 bills:

- 237* (188 in 2023; 53 in 2024) (99%) of those bills had a chief author from his own party
- 1 (0 in 2023; 1 in 2024) (1%) had a chief author from another party

*Totals are not always the sum of individual years, due to changes made to bill authorship throughout the biennium



Representative Matt Norris (DFL)

District 32B
1st Term

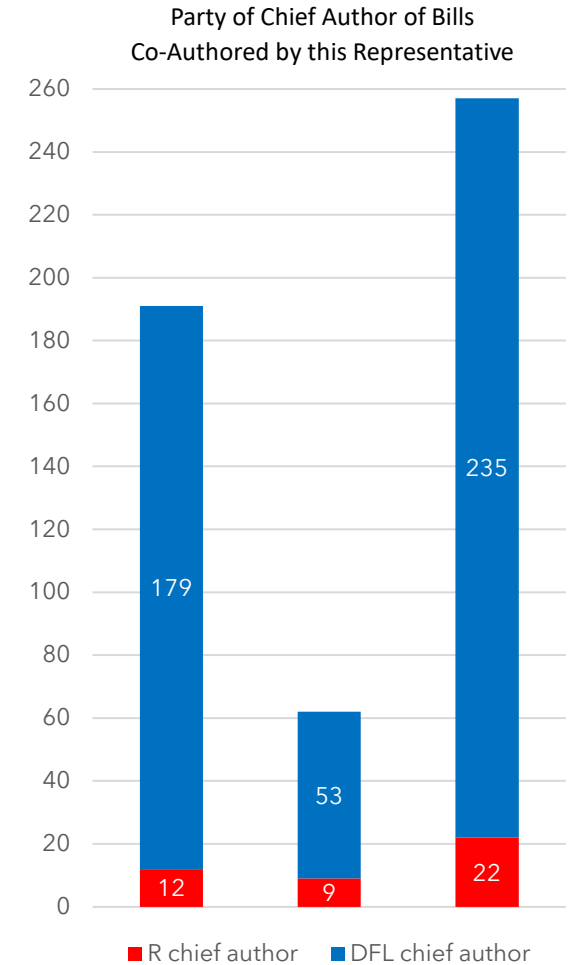
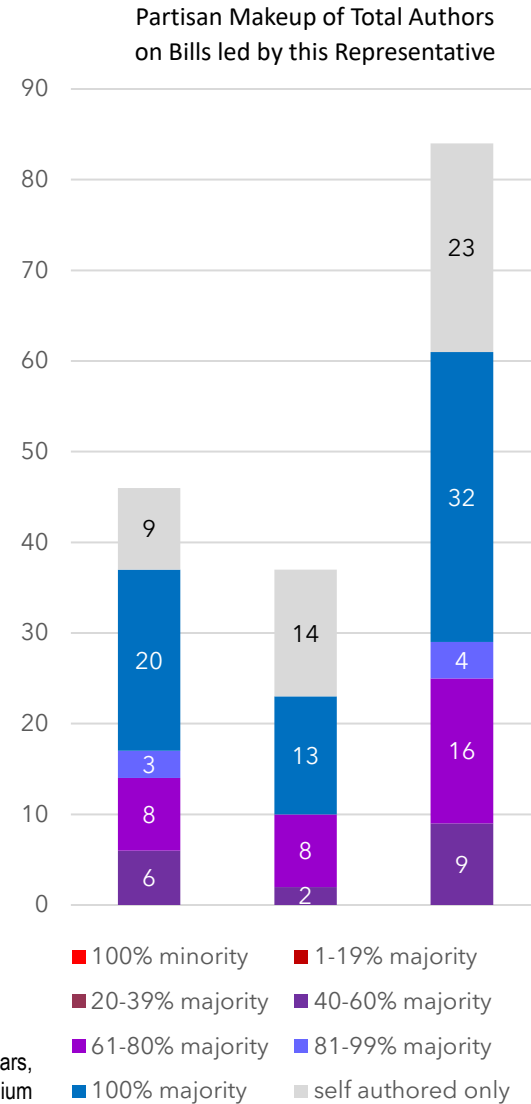
84 bills were introduced by Representative Norris:

- 23 (9 in 2023; 14 in 2024) (27%) bills were sole-authored
- 32* (20 in 2023; 13 in 2024) (38%) bills had co-authors only from his own party
- 29* (17 in 2023; 10 in 2024) (35%) bills had at least one member of another party

Representative Norris co-signed 257 bills:

- 235* (179 in 2023; 53 in 2024) (91%) of those bills had a chief author from his own party
- 22* (12 in 2023; 9 in 2024) (9%) had a chief author from another party

*Totals are not always the sum of individual years, due to changes made to bill authorship throughout the biennium



Representative Paul Novotny (R)

District 30B
3rd Term

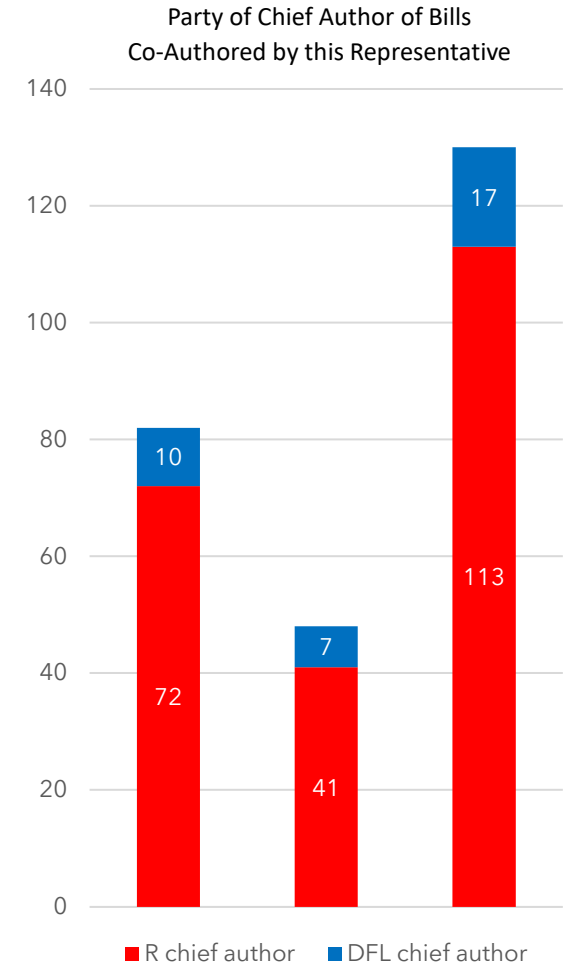
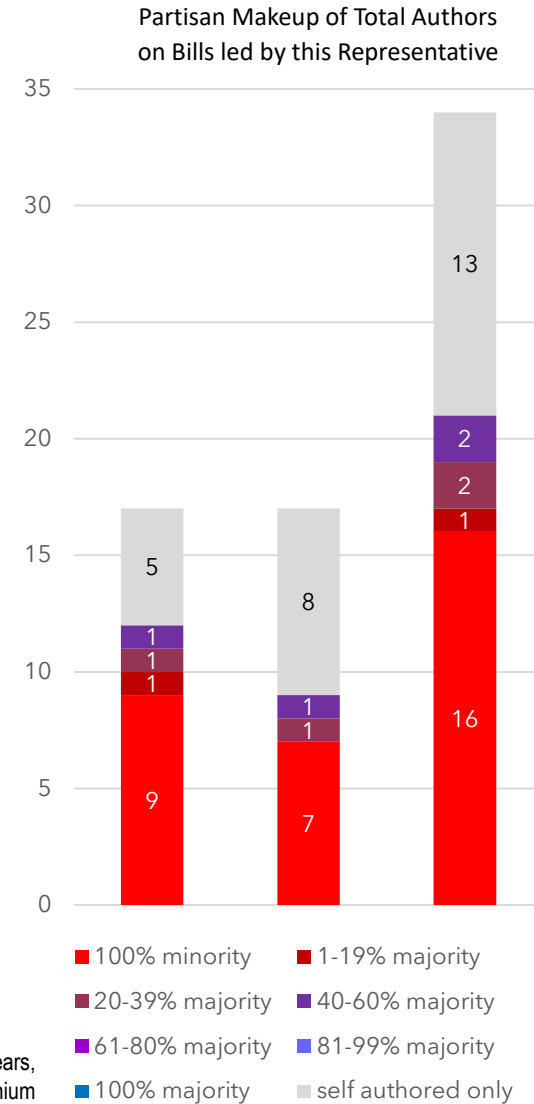
34 bills were introduced by Representative Novotny:

- 13 (5 in 2023; 8 in 2024) (38%) bills were sole-authored
- 16 (9 in 2023; 7 in 2024) (47%) bills had co-authors only from his own party
- 5 (3 in 2023; 2 in 2024) (15%) bills had at least one member of another party

Representative Novotny co-signed 130 bills:

- 113* (72 in 2023; 41 in 2024) (87%) of those bills had a chief author from his own party
- 17 (10 in 2023; 7 in 2024) (13%) had a chief author from another party

*Totals are not always the sum of individual years, due to changes made to bill authorship throughout the biennium



Representative Tim O'Driscoll (R)

District 13B
7th Term

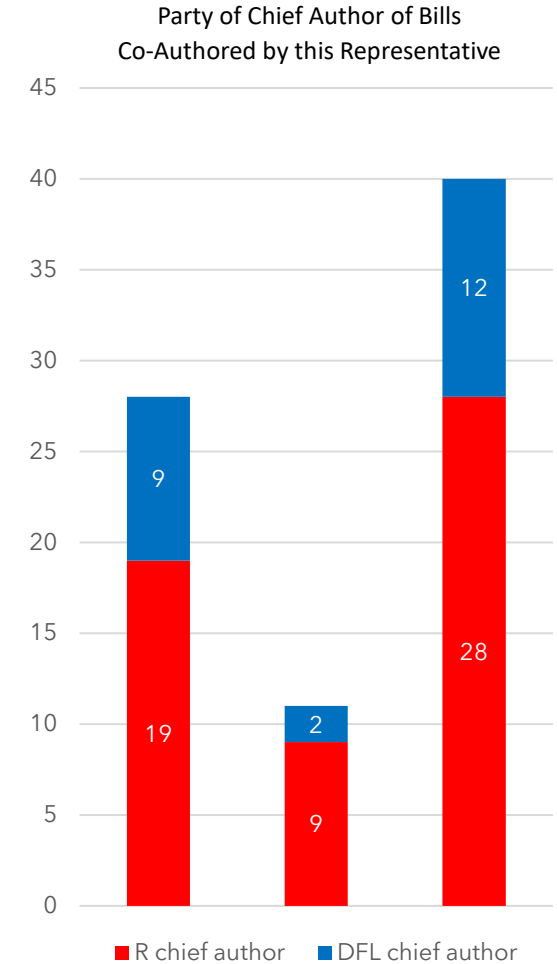
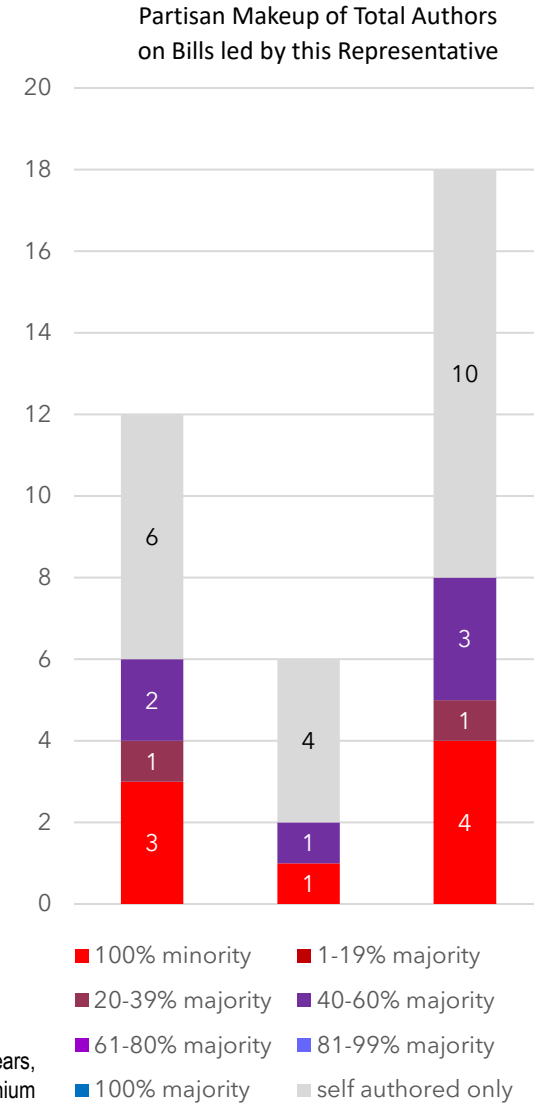
18 bills were introduced by Representative O'Driscoll:

- 10 (6 in 2023; 4 in 2024) (56%) bills were sole-authored
- 4 (3 in 2023; 1 in 2024) (22%) bills had co-authors only from his own party
- 4 (3 in 2023; 1 in 2024) (22%) bills had at least one member of another party

Representative O'Driscoll co-signed 40 bills:

- 28 (19 in 2023; 9 in 2024) (70%) of those bills had a chief author from his own party
- 12* (9 in 2023; 2 in 2024) (30%) had a chief author from another party

*Totals are not always the sum of individual years, due to changes made to bill authorship throughout the biennium



Representative Bjorn Olson (R)

District 22A
2nd Term

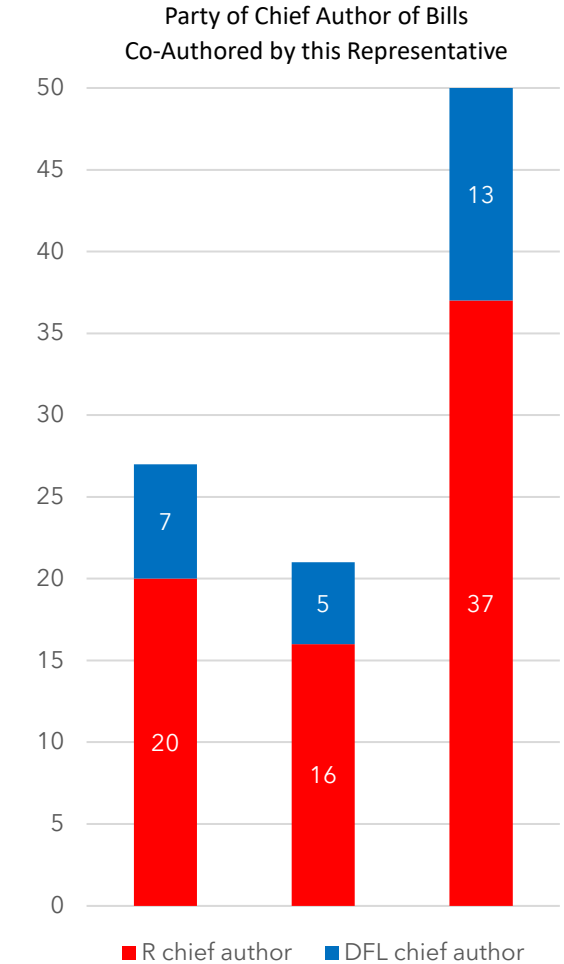
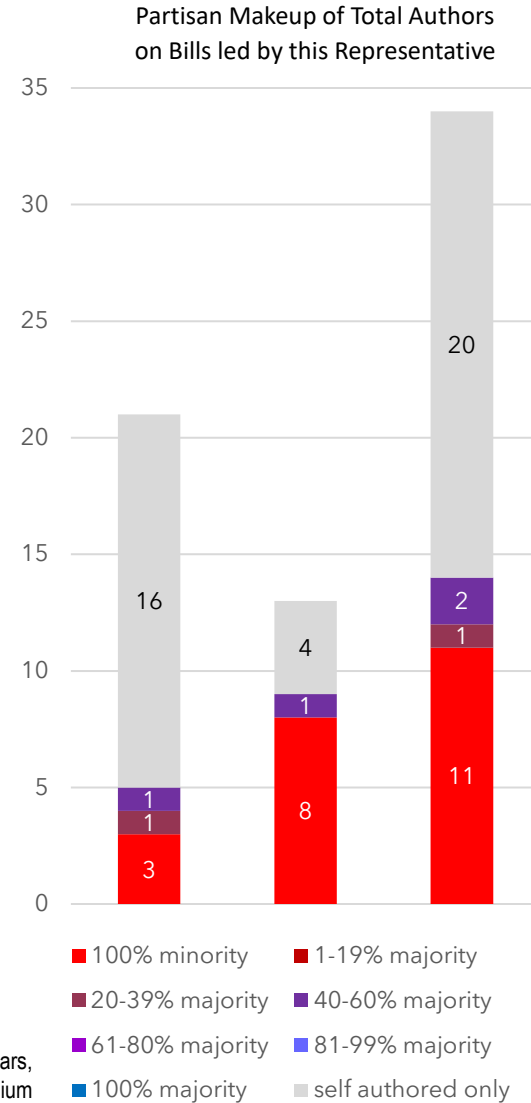
34 bills were introduced by Representative Olson:

- 20 (16 in 2023; 4 in 2024) (59%) bills were sole-authored
- 11 (3 in 2023; 8 in 2024) (32%) bills had co-authors only from his own party
- 3 (2 in 2023; 1 in 2024) (9%) bills had at least one member of another party

Representative Olson co-signed 50 bills:

- 37* (20 in 2023; 16 in 2024) (74%) of those bills had a chief author from his own party
- 13* (7 in 2023; 5 in 2024) (26%) had a chief author from another party

*Totals are not always the sum of individual years, due to changes made to bill authorship throughout the biennium



Representative Liz Olson (DFL)

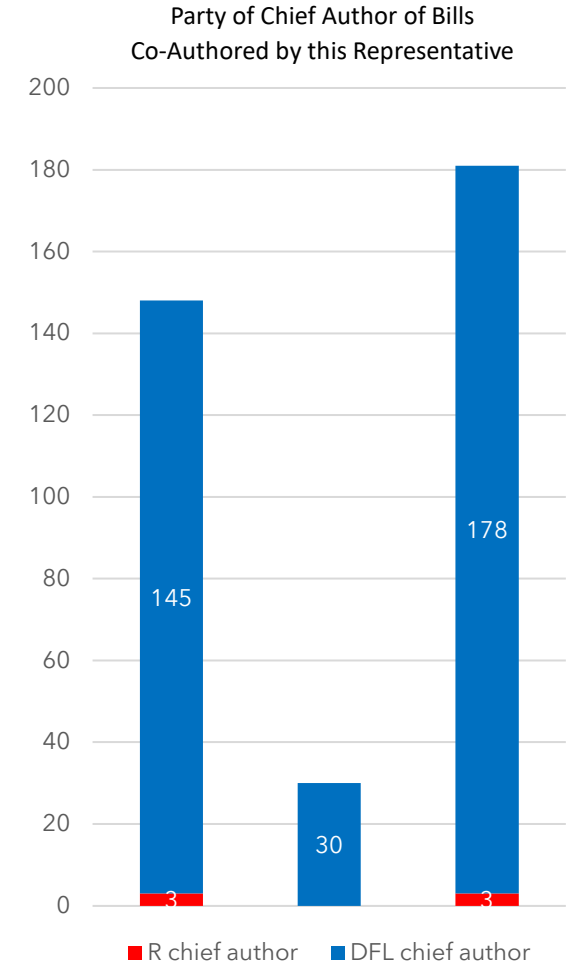
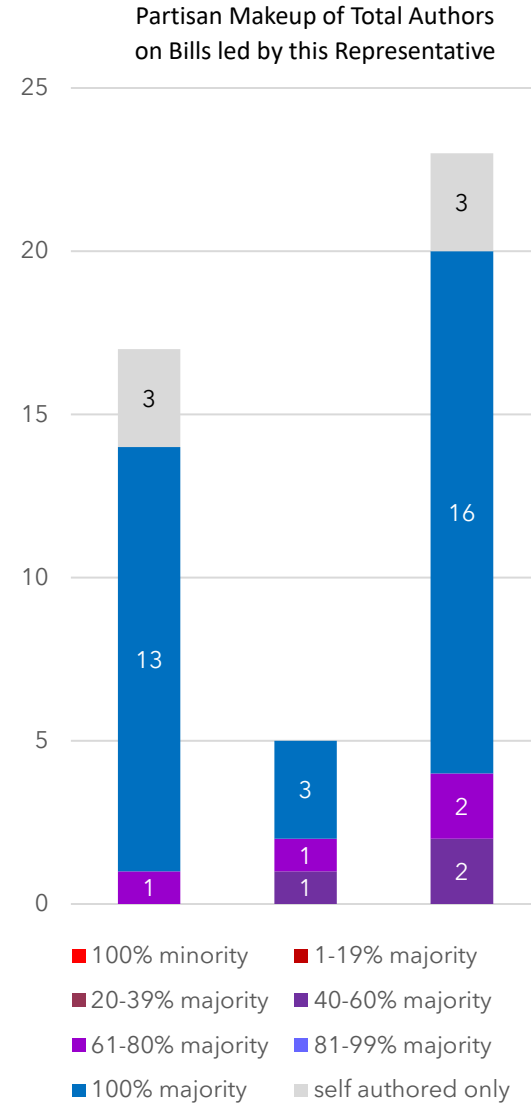
District 08A
4th Term

23 bills were introduced by Representative Olson:

- 3 (3 in 2023; 0 in 2024) (13%) bills were sole-authored
- 16 (13 in 2023; 3 in 2024) (70%) bills had co-authors only from her own party
- 4* (1 in 2023; 2 in 2024) (17%) bills had at least one member of another party

Representative Olson co-signed 181 bills:

- 178* (145 in 2023; 30 in 2024) (98%) of those bills had a chief author from her own party
- 3 (3 in 2023; 0 in 2024) (2%) had a chief author from another party



Representative Gene Pelowski, Jr. (DFL)

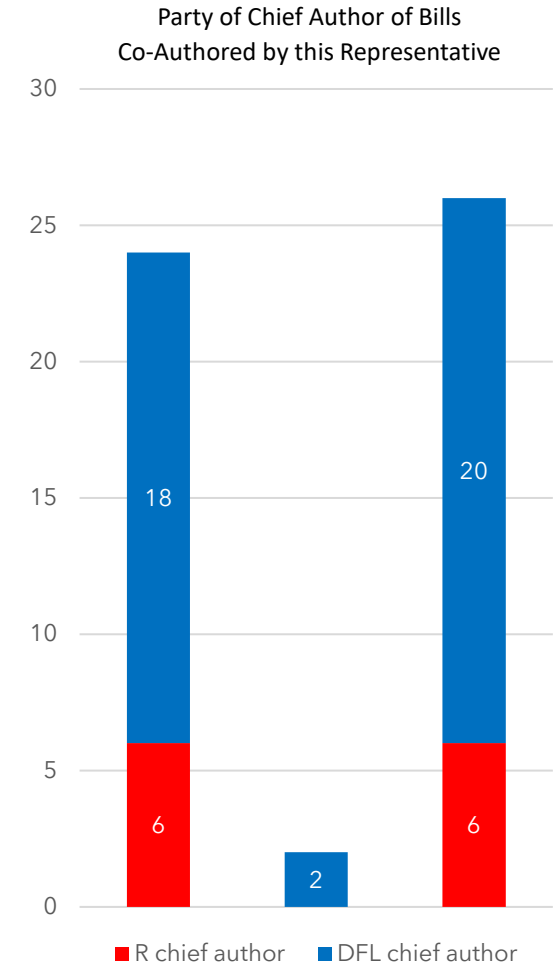
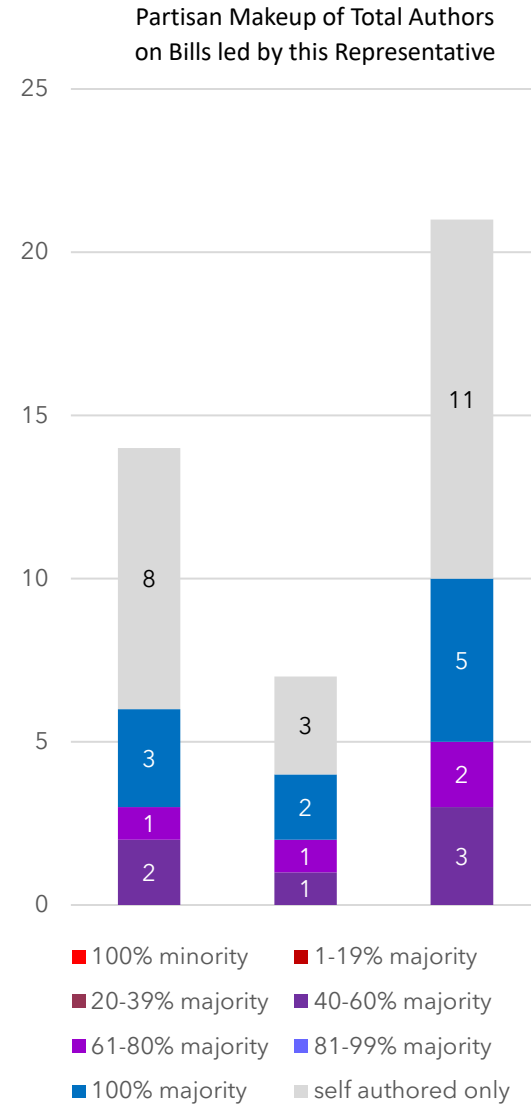
District 26A
19th Term

21 bills were introduced by Representative Pelowski:

- 11 (8 in 2023; 3 in 2024) (52%) bills were sole-authored
- 5 (3 in 2023; 2 in 2024) (24%) bills had co-authors only from his own party
- 5 (3 in 2023; 2 in 2024) (24%) bills had at least one member of another party

Representative Pelowski co-signed 26 bills:

- 20 (18 in 2023; 2 in 2024) (77%) of those bills had a chief author from his own party
- 6 (6 in 2023; 0 in 2024) (23%) had a chief author from another party



Representative María Isa Pérez-Vega (DFL)

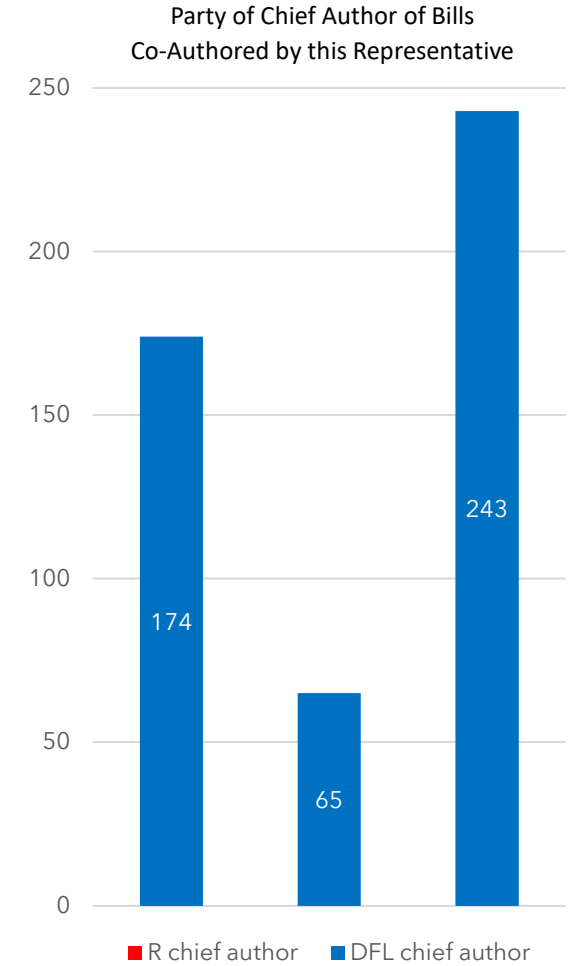
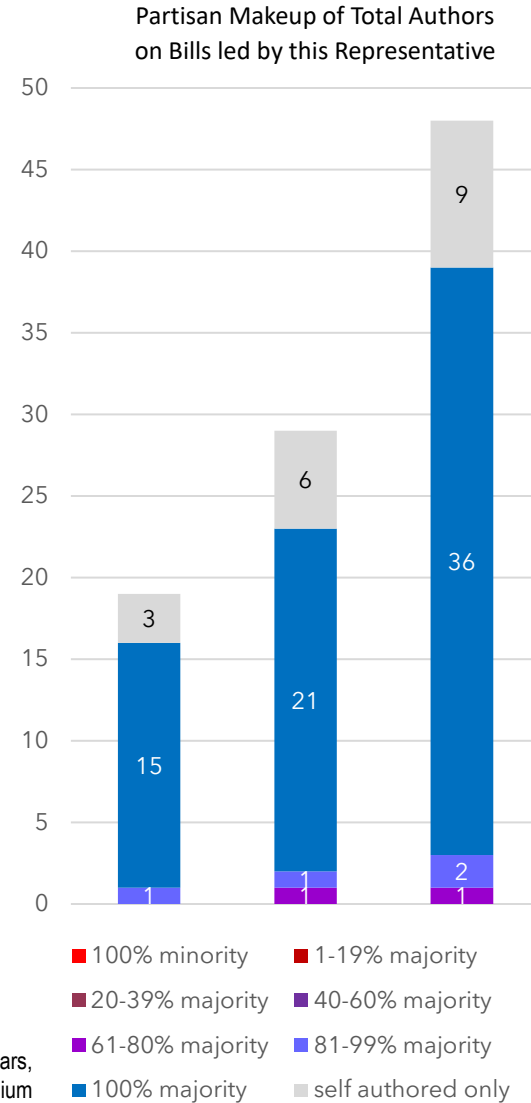
District 65B
1st Term

48 bills were introduced by Representative Perez-Vega:

- 9 (3 in 2023; 6 in 2024) (19%) bills were sole-authored
- 36 (15 in 2023; 21 in 2024) (75%) bills had co-authors only from her own party
- 3 (1 in 2023; 2 in 2024) (6%) bills had at least one member of another party

Representative Perez-Vega co-signed 243 bills:

- 243* (174 in 2023; 65 in 2024) (100%) of those bills had a chief author from her own party
- 0 (0 in 2023; 0 in 2024) (0%) had a chief author from another party



*Totals are not always the sum of individual years, due to changes made to bill authorship throughout the biennium

Representative Bernie Perryman (R)

District 14A
1st Term

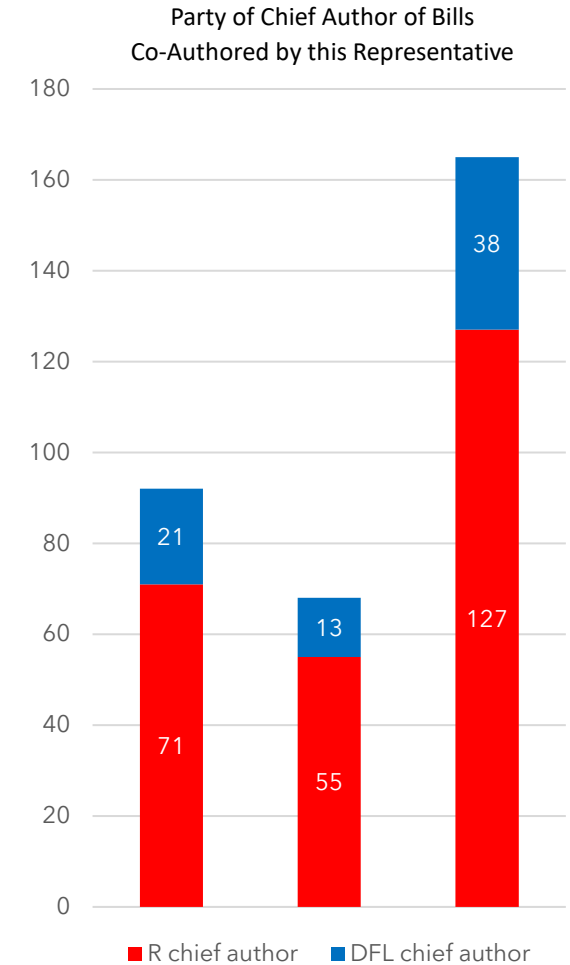
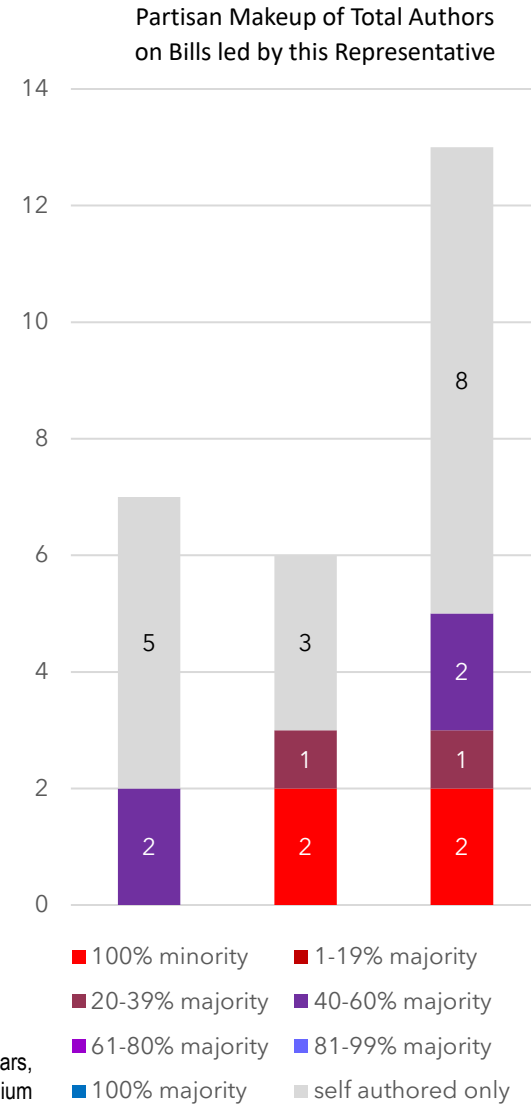
13 bills were introduced by Representative Perryman:

- 8 (5 in 2023; 3 in 2024) (62%) bills were sole-authored
- 2 (0 in 2023; 2 in 2024) (15%) bills had co-authors only from her own party
- 3 (2 in 2023; 1 in 2024) (23%) bills had at least one member of another party

Representative Perryman co-signed 165 bills:

- 127* (71 in 2023; 55 in 2024) (77%) of those bills had a chief author from her own party
- 38* (21 in 2023; 13 in 2024) (23%) had a chief author from another party

*Totals are not always the sum of individual years, due to changes made to bill authorship throughout the biennium



Representative John Petersburg (R)

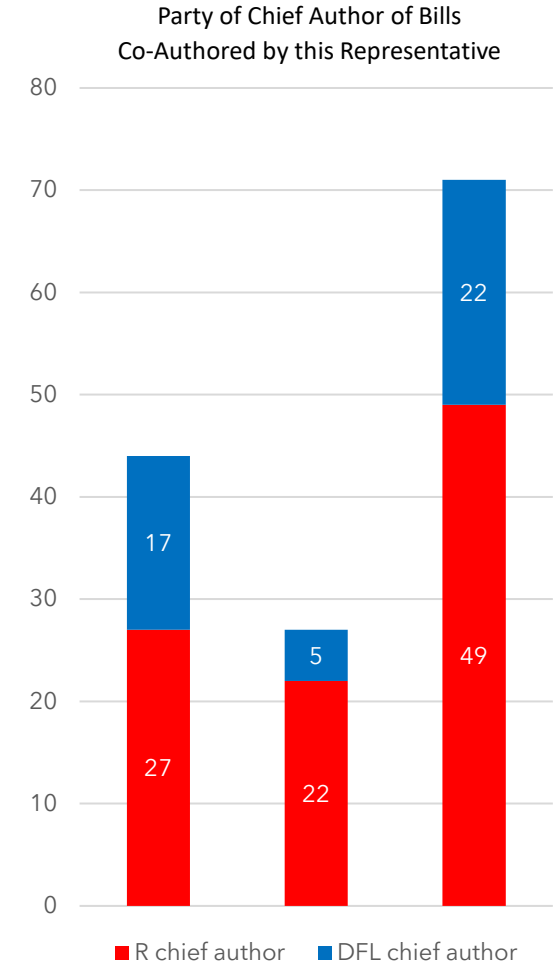
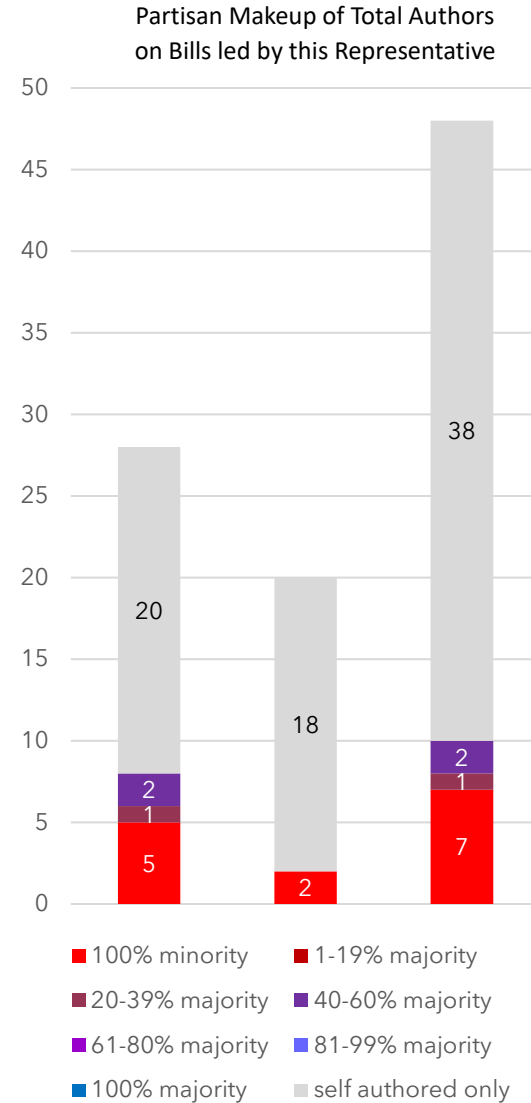
District 19B
6th Term

48 bills were introduced by Representative Petersburg:

- 38 (20 in 2023; 18 in 2024) (79%) bills were sole-authored
- 7 (5 in 2023; 2 in 2024) (15%) bills had co-authors only from his own party
- 3 (3 in 2023; 0 in 2024) (6%) bills had at least one member of another party

Representative Petersburg co-signed 71 bills:

- 49 (27 in 2023; 22 in 2024) (69%) of those bills had a chief author from his own party
- 22 (17 in 2023; 5 in 2024) (31%) had a chief author from another party



Representative Brian Pfarr (R)

District 22B
2nd Term

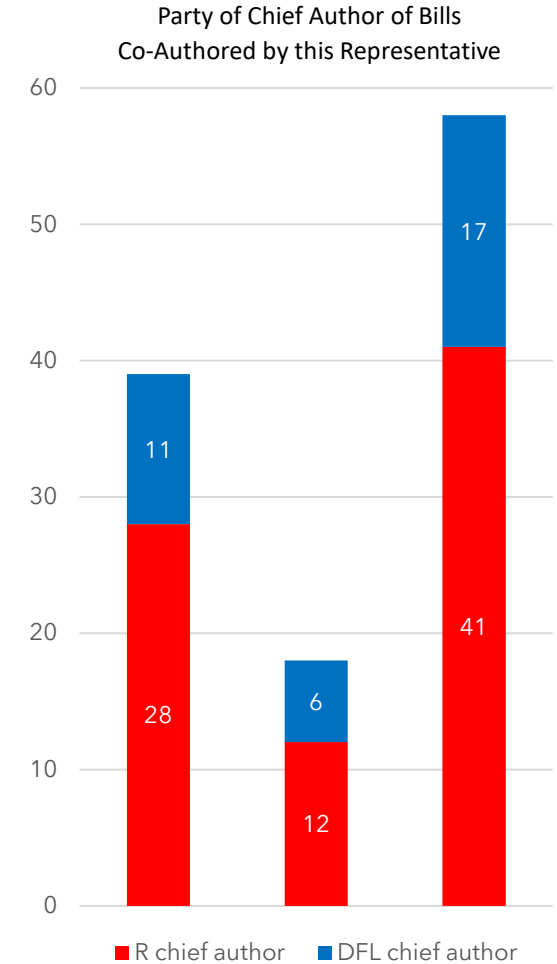
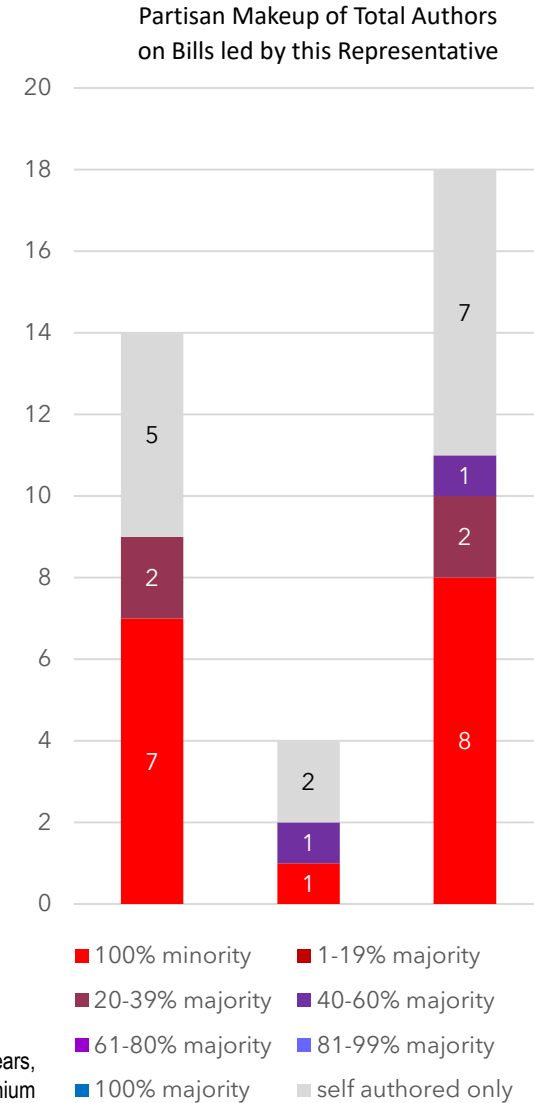
18 bills were introduced by Representative Pfarr:

- 7 (5 in 2023; 2 in 2024) (39%) bills were sole-authored
- 8 (7 in 2023; 1 in 2024) (44%) bills had co-authors only from his own party
- 3 (2 in 2023; 1 in 2024) (17%) bills had at least one member of another party

Representative Pfarr co-signed 58 bills:

- 41* (28 in 2023; 12 in 2024) (71%) of those bills had a chief author from his own party
- 17 (11 in 2023; 6 in 2024) (29%) had a chief author from another party

*Totals are not always the sum of individual years, due to changes made to bill authorship throughout the biennium



Representative Dave Pinto (DFL)

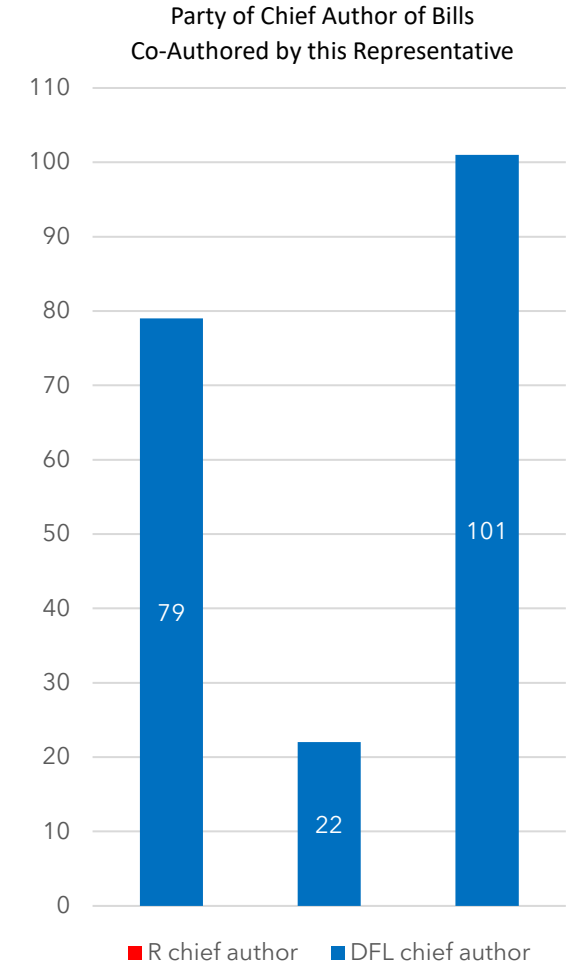
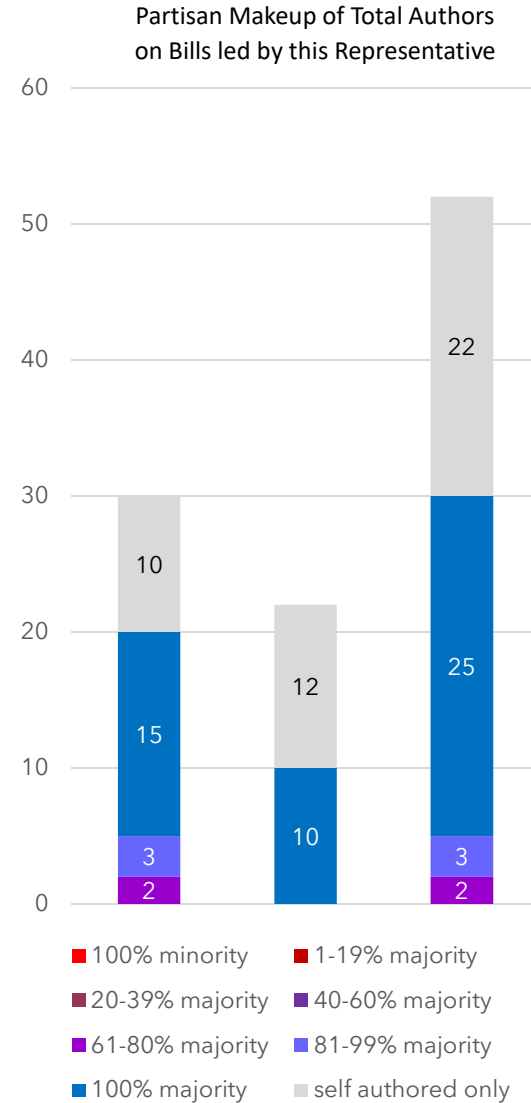
District 64B
5th Term

52 bills were introduced by Representative Pinto:

- 22 (10 in 2023; 12 in 2024) (42%) bills were sole-authored
- 25 (15 in 2023; 10 in 2024) (48%) bills had co-authors only from his own party
- 5 (5 in 2023; 0 in 2024) (10%) bills had at least one member of another party

Representative Pinto co-signed 101 bills:

- 101 (79 in 2023; 22 in 2024) (100%) of those bills had a chief author from his own party
- 0 (0 in 2023; 0 in 2024) (0%) had a chief author from another party



Representative Laurie Pryor (DFL)

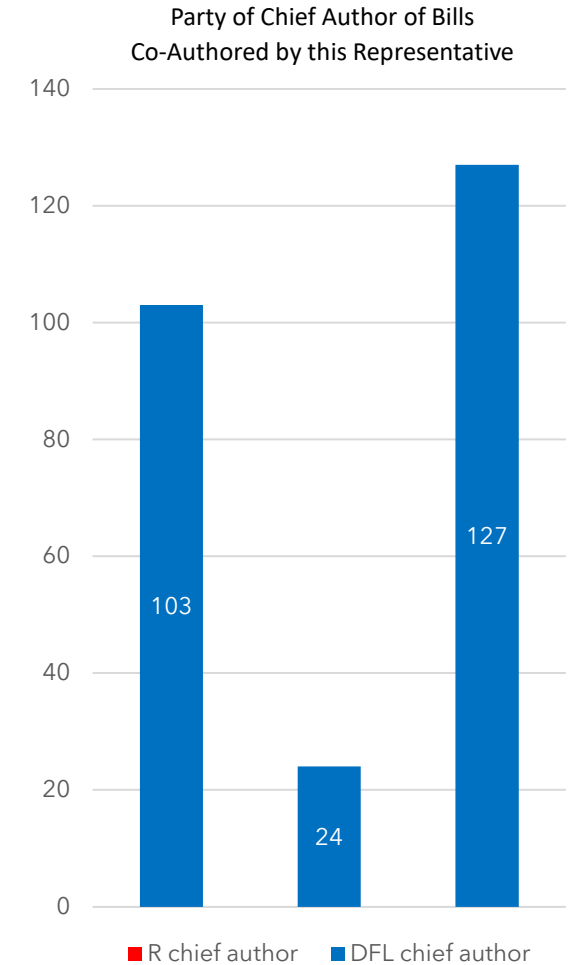
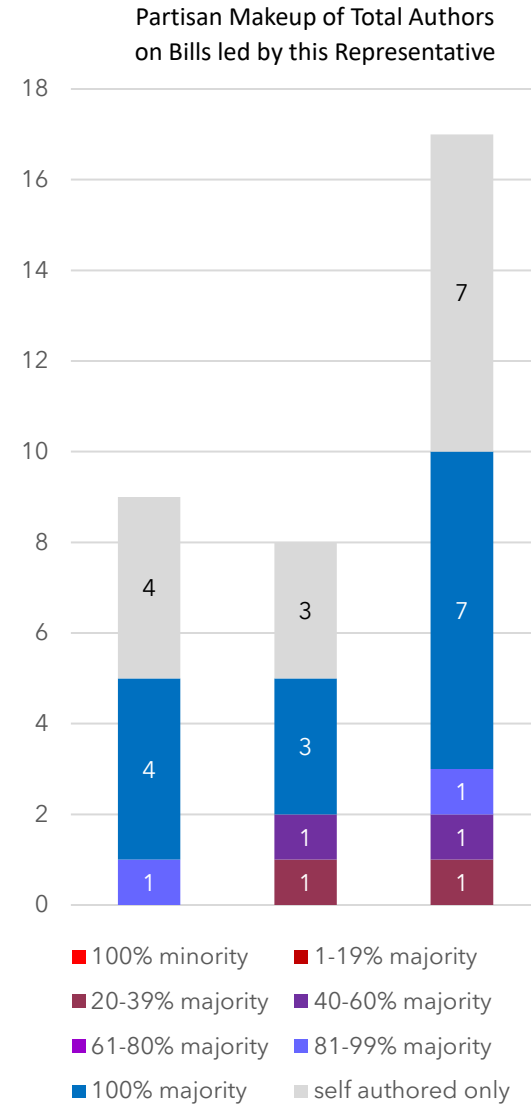
District 49A
4th Term

17 bills were introduced by Representative Pryor:

- 7 (4 in 2023; 3 in 2024) (41%) bills were sole-authored
- 7 (4 in 2023; 3 in 2024) (41%) bills had co-authors only from her own party
- 3 (1 in 2023; 2 in 2024) (18%) bills had at least one member of another party

Representative Pryor co-signed 127 bills:

- 127 (103 in 2023; 24 in 2024) (100%) of those bills had a chief author from her own party
- 0 (0 in 2023; 0 in 2024) (0%) had a chief author from another party



Representative Kristi Pursell (DFL)

District 58A
1st Term

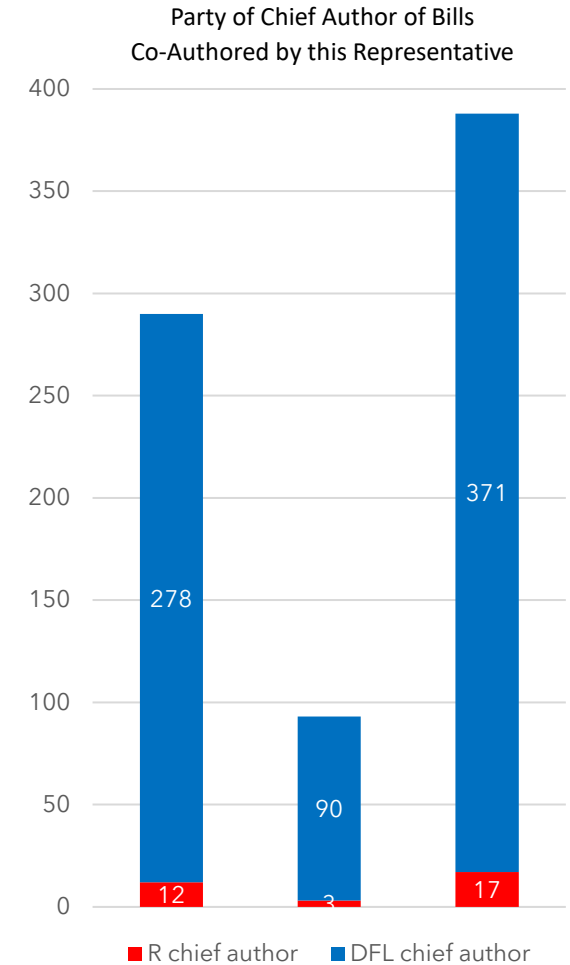
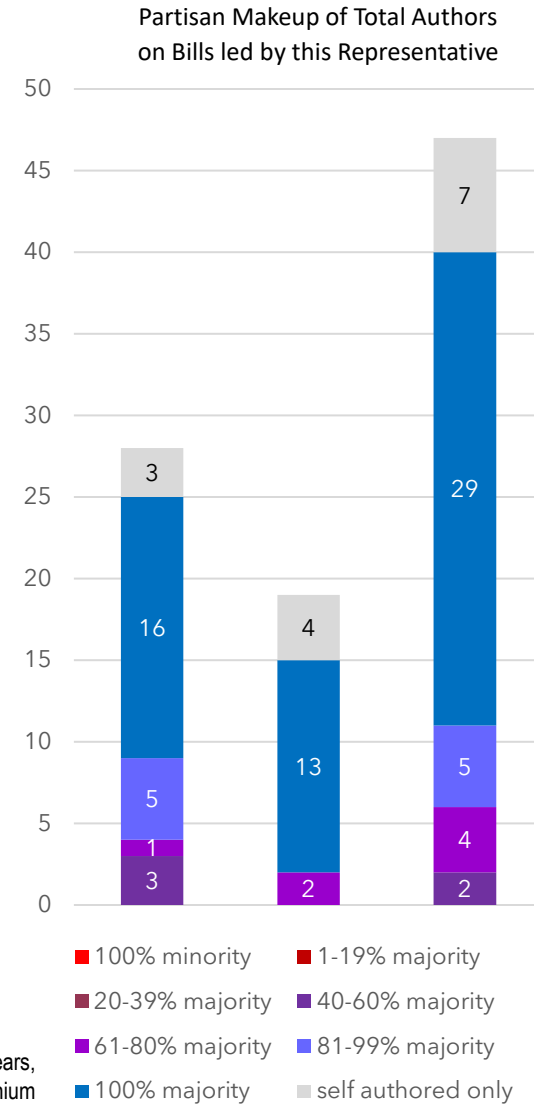
47 bills were introduced by Representative Pursell:

- 7 (3 in 2023; 4 in 2024) (15%) bills were sole-authored
- 29 (16 in 2023; 13 in 2024) (62%) bills had co-authors only from her own party
- 11 (9 in 2023; 2 in 2024) (23%) bills had at least one member of another party

Representative Pursell co-signed 388 bills:

- 371* (278 in 2023; 90 in 2024) (96%) of those bills had a chief author from her own party
- 17* (12 in 2023; 3 in 2024) (4%) had a chief author from another party

*Totals are not always the sum of individual years, due to changes made to bill authorship throughout the biennium



Representative Duane Quam (R)

District 24A
7th Term

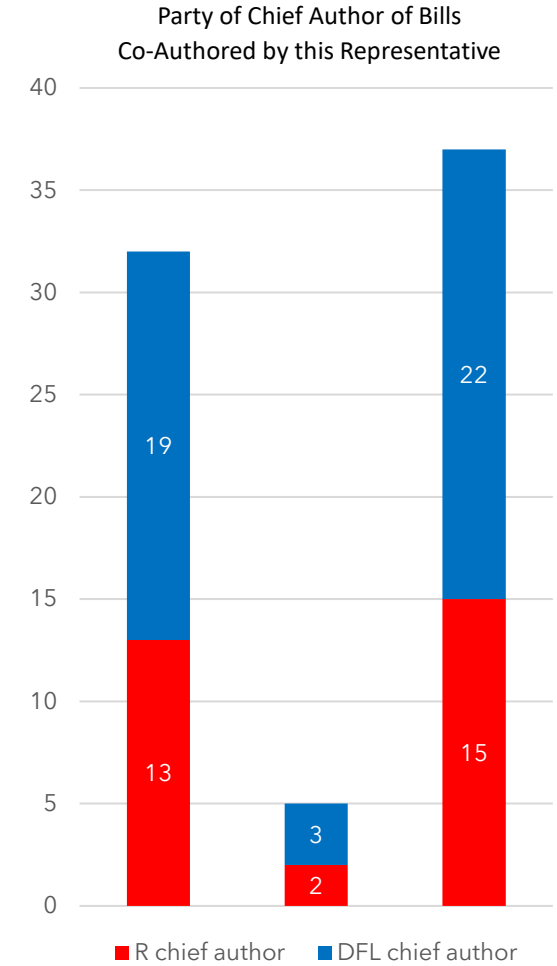
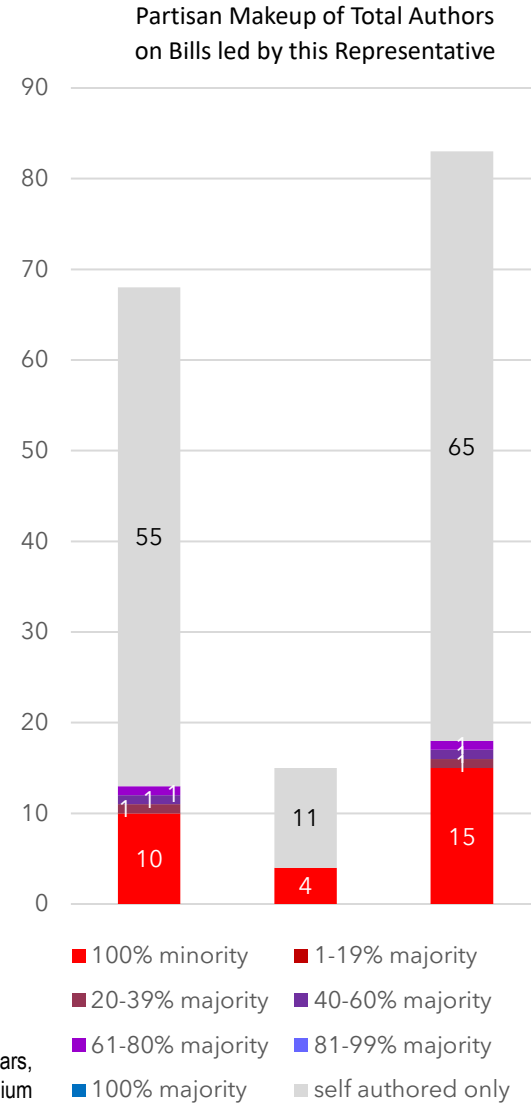
83 bills were introduced by Representative Quam:

- 65* (55 in 2023; 11 in 2024) (78%) bills were sole-authored
- 15* (10 in 2023; 4 in 2024) (18%) bills had co-authors only from his own party
- 3 (3 in 2023; 0 in 2024) (4%) bills had at least one member of another party

Representative Quam co-signed 37 bills:

- 15 (13 in 2023; 2 in 2024) (41%) of those bills had a chief author from his own party
- 22 (19 in 2023; 3 in 2024) (59%) had a chief author from another party

*Totals are not always the sum of individual years, due to changes made to bill authorship throughout the biennium



Representative Marion (O'Neill) Rarick (R)

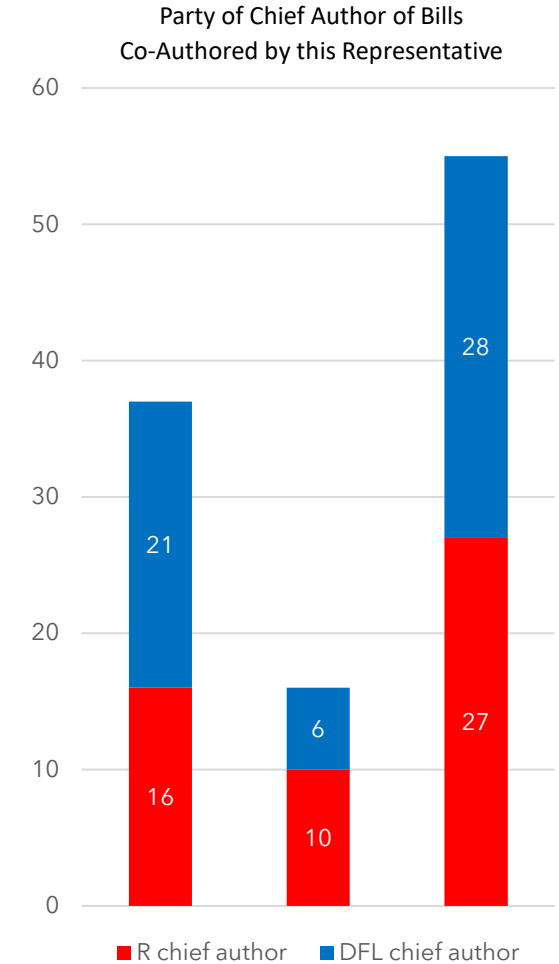
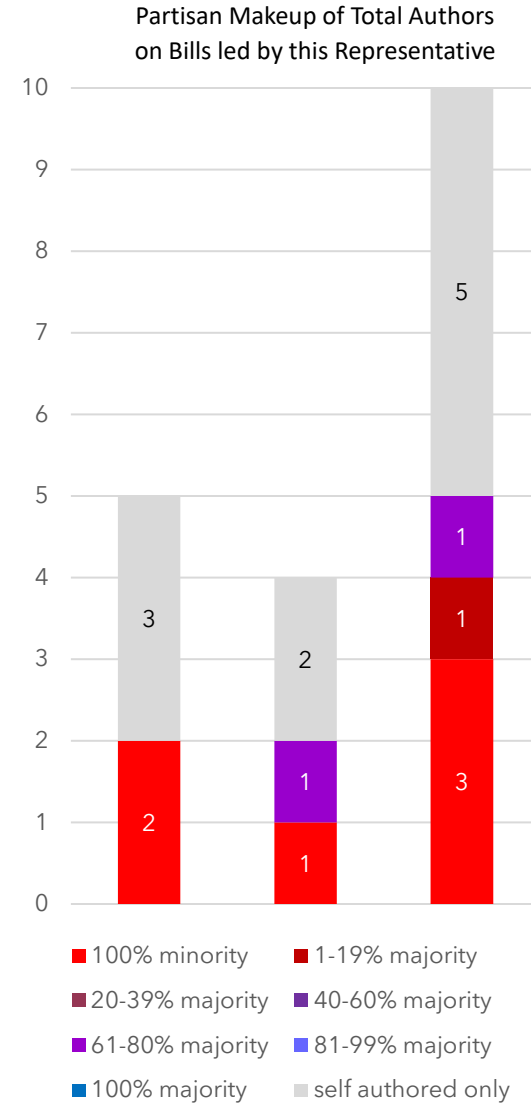
District 29B
6th Term

10 bills were introduced by Representative Rarick:

- 5 (3 in 2023; 2 in 2024) (50%) bills were sole-authored
- 3 (2 in 2023; 1 in 2024) (30%) bills had co-authors only from her own party
- 2* (0 in 2023; 1 in 2024) (20%) bills had at least one member of another party

Representative Rarick co-signed 55 bills:

- 27* (16 in 2023; 10 in 2024) (49%) of those bills had a chief author from her own party
- 28* (21 in 2023; 6 in 2024) (51%) had a chief author from another party



Representative Lucy Rehm (DFL)

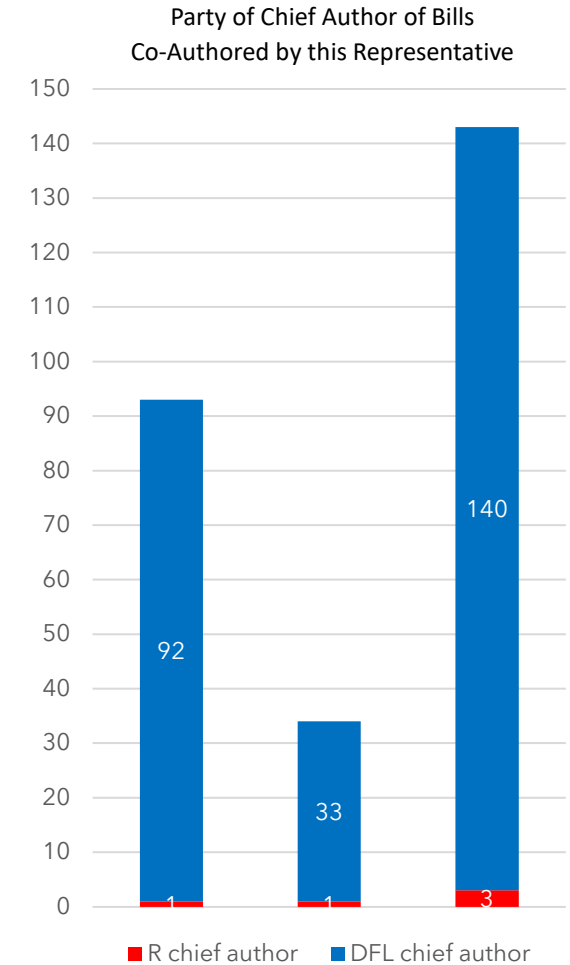
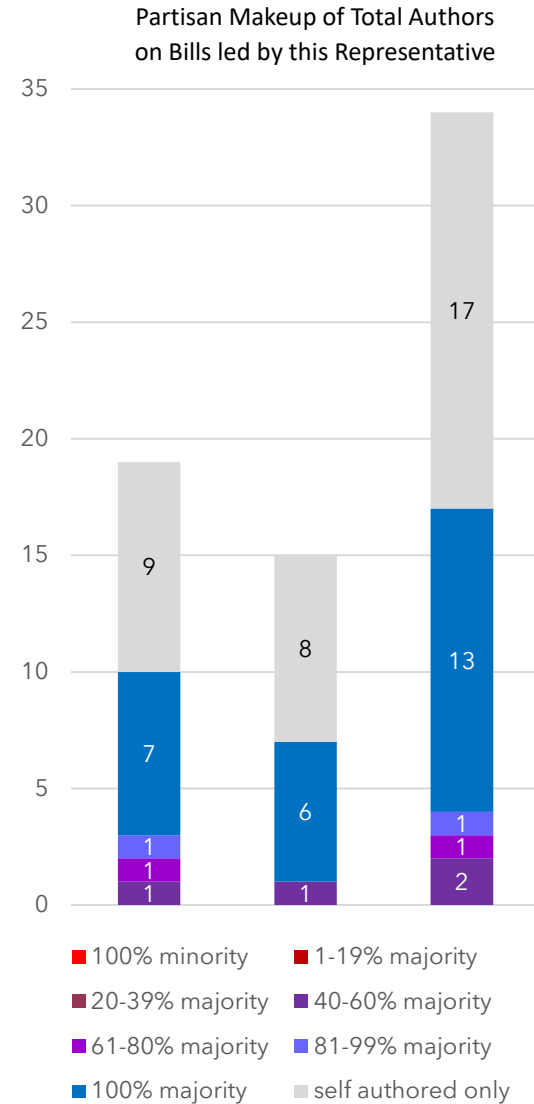
District 48B
1st Term

34 bills were introduced by Representative Rehm:

- 17 (9 in 2023; 8 in 2024) (50%) bills were sole-authored
- 13 (7 in 2023; 6 in 2024) (38%) bills had co-authors only from her own party
- 4 (3 in 2023; 1 in 2024) (12%) bills had at least one member of another party

Representative Rehm co-signed 143 bills:

- 140* (92 in 2023; 33 in 2024) (98%) of those bills had a chief author from her own party
- 3* (1 in 2023; 1 in 2024) (2%) had a chief author from another party



Representative Liz Reyer (DFL)

District 52A
2nd Term

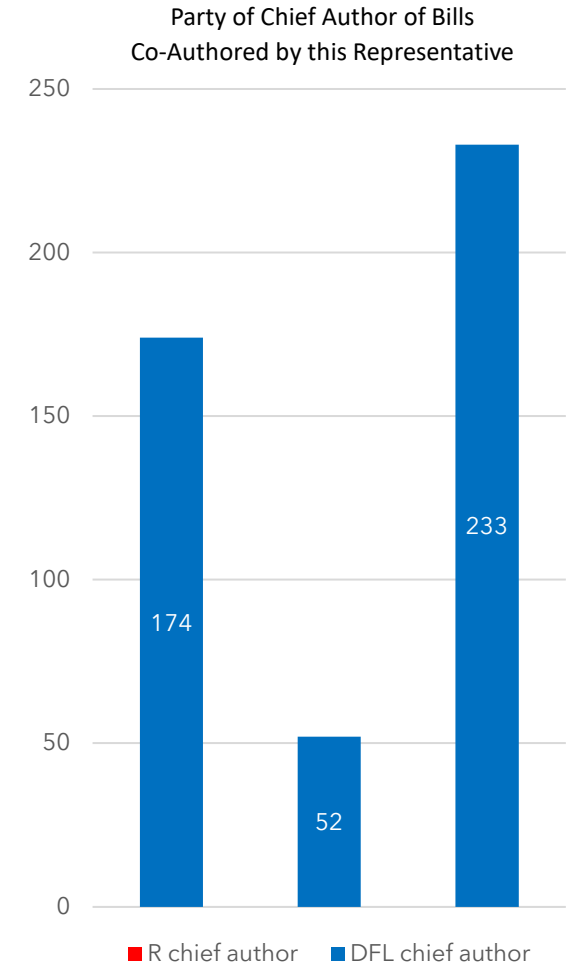
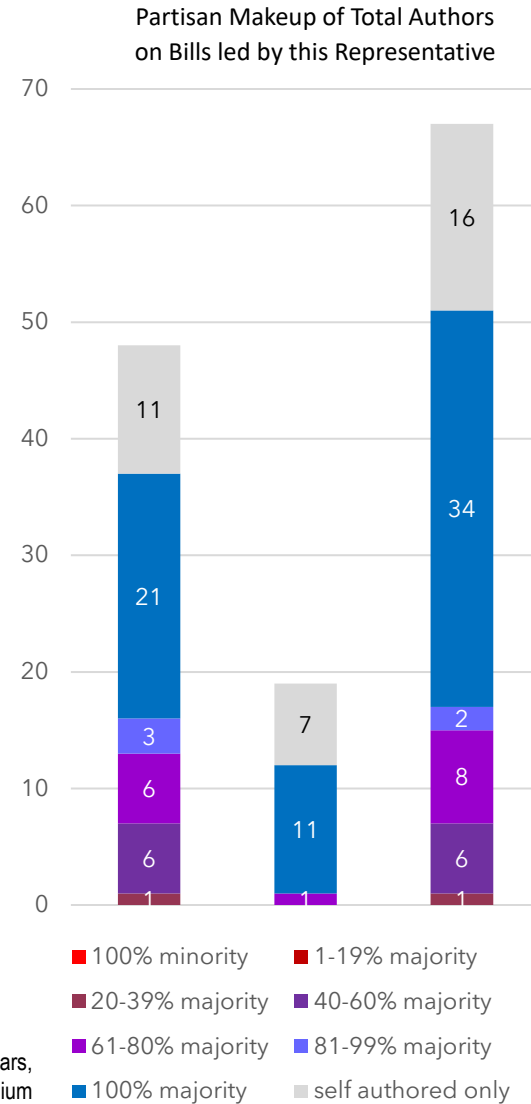
69 bills were introduced by Representative Reyer:

- 18 (11 in 2023; 7 in 2024) (26%) bills were sole-authored
- 34* (21 in 2023; 11 in 2024) (49%) bills had co-authors only from her own party
- 17 (16 in 2023; 1 in 2024) (25%) bills had at least one member of another party

Representative Reyer co-signed 233 bills:

- 233* (174 in 2023; 52 in 2024) (100%) of those bills had a chief author from her own party
- 0 (0 in 2023; 0 in 2024) (0%) had a chief author from another party

*Totals are not always the sum of individual years, due to changes made to bill authorship throughout the biennium



Representative Ruth Richardson (DFL)

District 52B
3rd Term

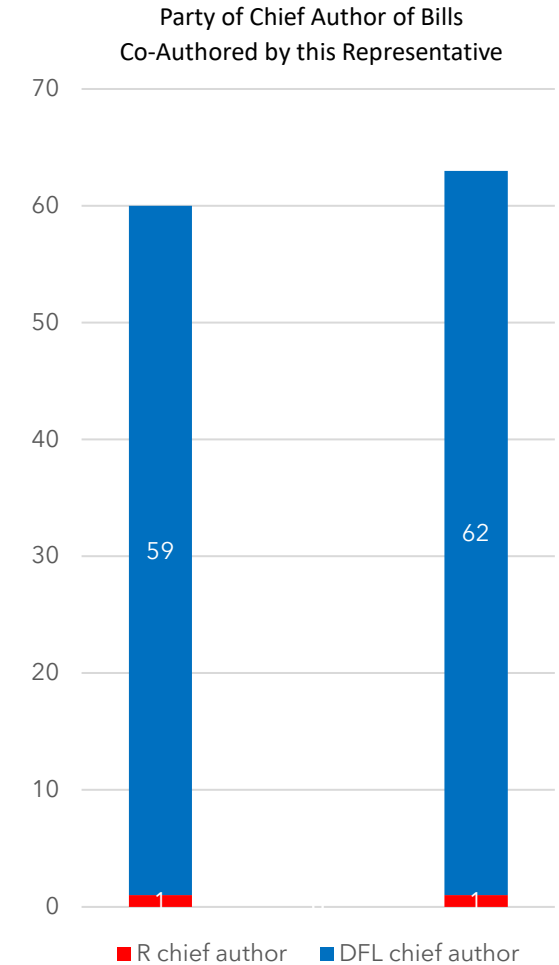
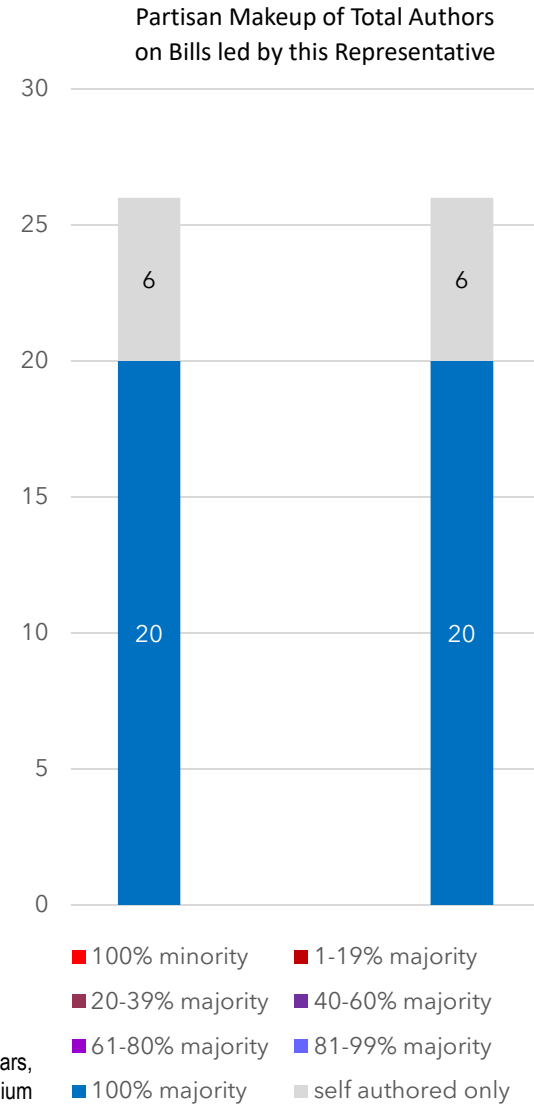
26 bills were introduced by Representative Richardson:

- 6 (6 in 2023; 0 in 2024) (23%) bills were sole-authored
- 20 (20 in 2023; 0 in 2024) (77%) bills had co-authors only from her own party
- 0 (0 in 2023; 0 in 2024) (0%) bills had at least one member of another party

Representative Richardson co-signed 62 bills:

- 62* (59 in 2023; 0 in 2024) (100%) of those bills had a chief author from her own party
- 0* (1 in 2023; 0 in 2024) (0%) had a chief author from another party

Representative Richardson resigned and left office in the interim between the 2023 and 2024 sessions.



*Totals are not always the sum of individual years, due to changes made to bill authorship throughout the biennium

Representative Kristin Robbins (R)

District 37A
3rd Term

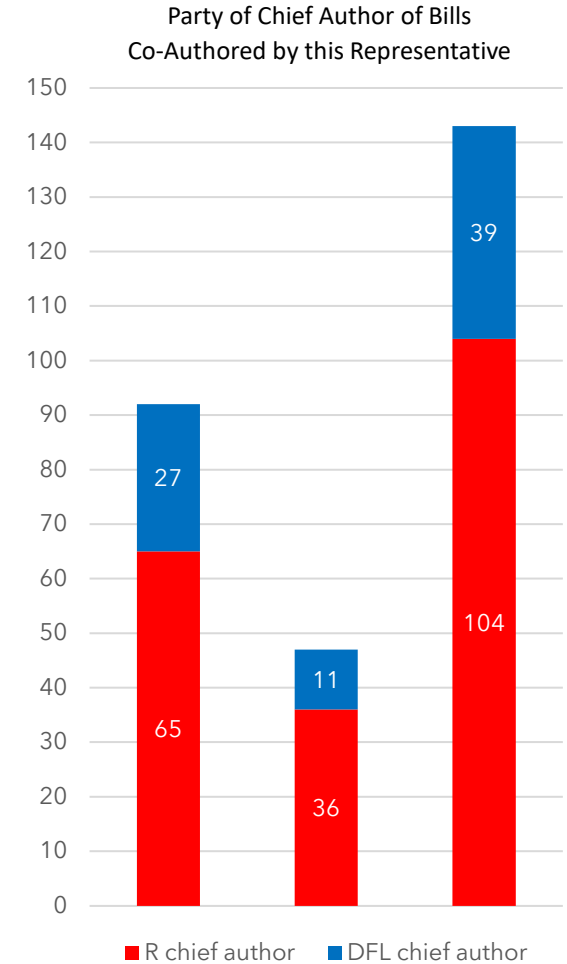
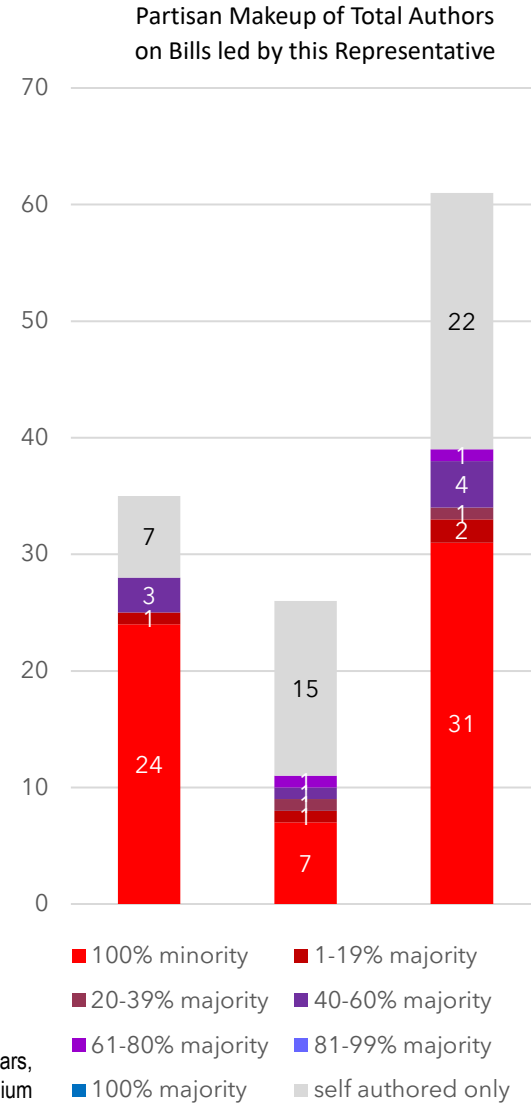
62 bills were introduced by Representative Robbins:

- 35 (7 in 2023; 15 in 2024) (41%) bills were sole-authored
- 31 (24 in 2023; 7 in 2024) (50%) bills had co-authors only from her own party
- 9* (4 in 2023; 4 in 2024) (15%) bills had at least one member of another party

Representative Robbins co-signed 143 bills:

- 104* (65 in 2023; 36 in 2024) (73%) of those bills had a chief author from her own party
- 39* (27 in 2023; 11 in 2024) (27%) had a chief author from another party

*Totals are not always the sum of individual years, due to changes made to bill authorship throughout the biennium



Representative Joe Schomacker (R)

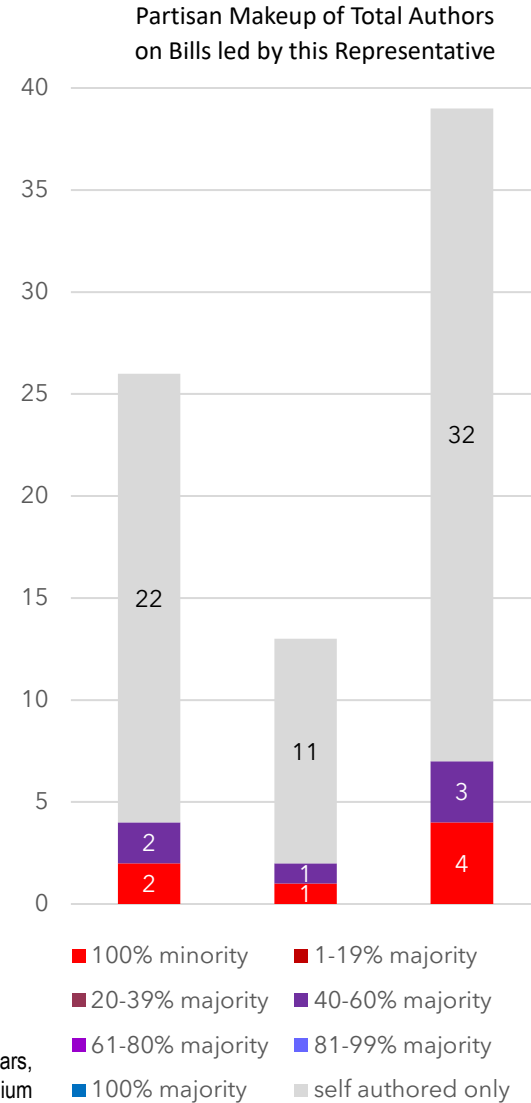
District 21A
7th Term

39 bills were introduced by Representative Schomacker:

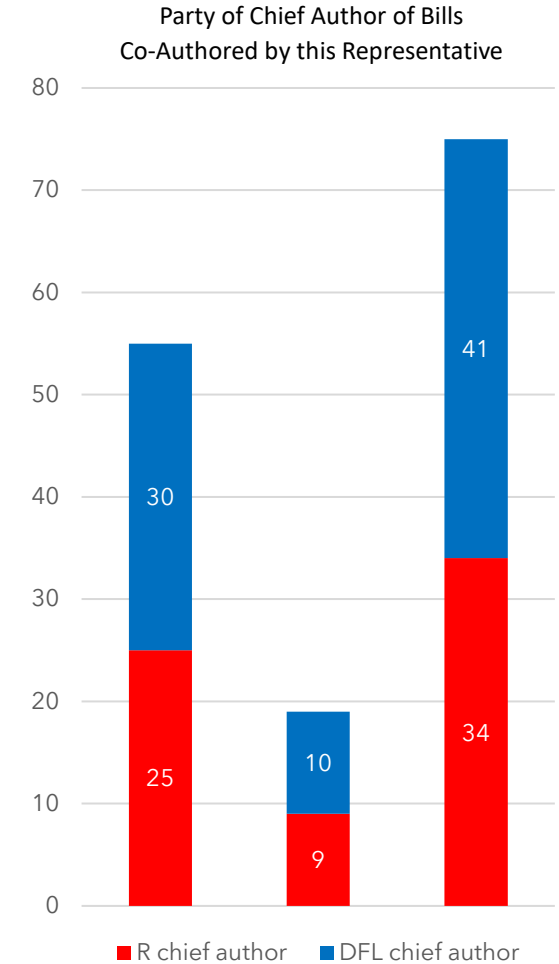
- 32* (22 in 2023; 11 in 2024) (82%) bills were sole-authored
- 4* (2 in 2023; 1 in 2024) (10%) bills had co-authors only from his own party
- 3 (2 in 2023; 1 in 2024) (8%) bills had at least one member of another party

Representative Schomacker co-signed 75 bills:

- 34 (25 in 2023; 9 in 2024) (45%) of those bills had a chief author from his own party
- 41* (30 in 2023; 10 in 2024) (55%) had a chief author from another party



*Totals are not always the sum of individual years, due to changes made to bill authorship throughout the biennium



Representative Isaac Schultz (R)

District 10B
1st Term

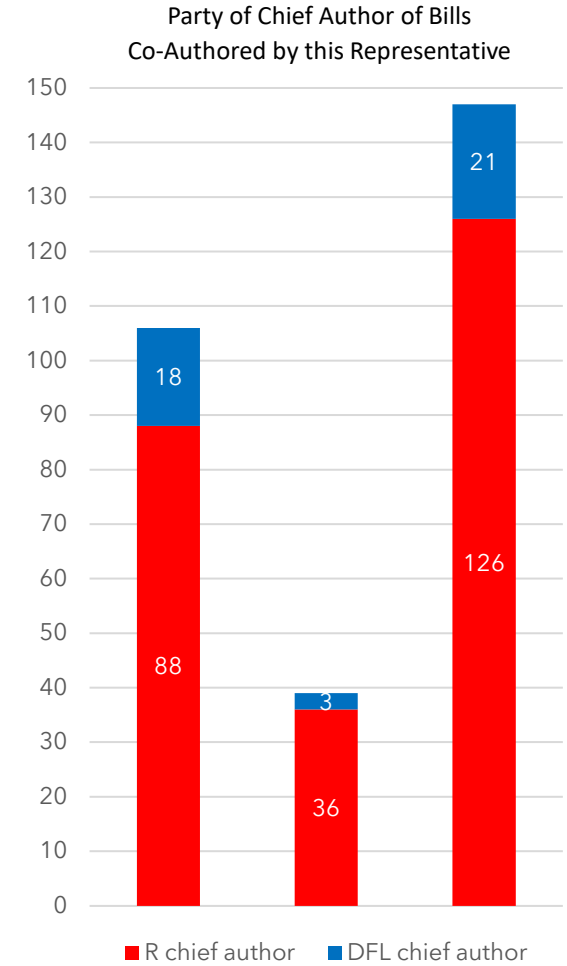
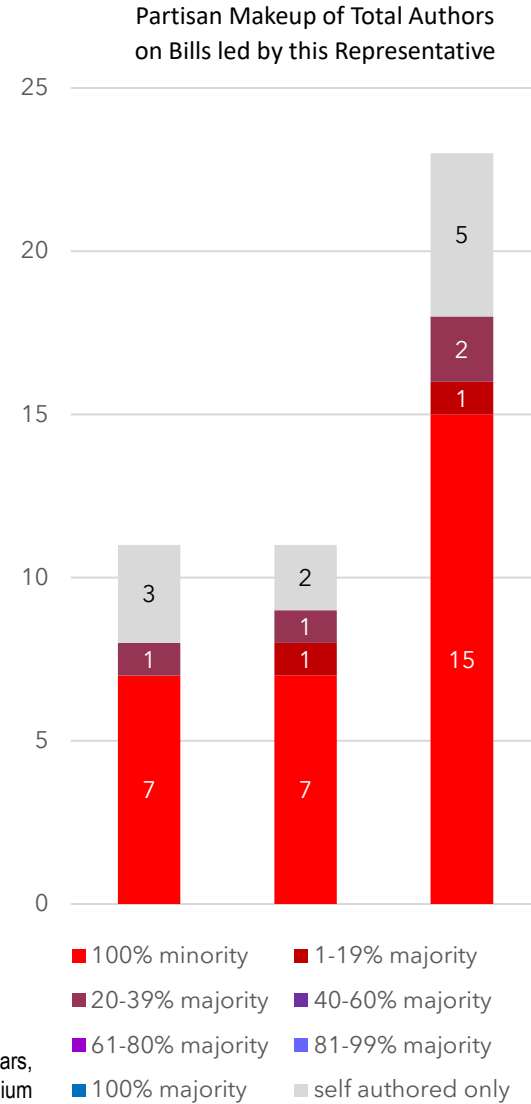
23 bills were introduced by Representative Schultz:

- 5 (3 in 2023; 2 in 2024) (22%) bills were sole-authored
- 15* (7 in 2023; 7 in 2024) (65%) bills had co-authors only from his own party
- 3 (1 in 2023; 2 in 2024) (13%) bills had at least one member of another party

Representative Schultz co-signed 147 bills:

- 126* (88 in 2023; 36 in 2024) (86%) of those bills had a chief author from his own party
- 21 (18 in 2023; 3 in 2024) (14%) had a chief author from another party

*Totals are not always the sum of individual years, due to changes made to bill authorship throughout the biennium



Representative Peggy Scott (R)

District 31B
8th Term

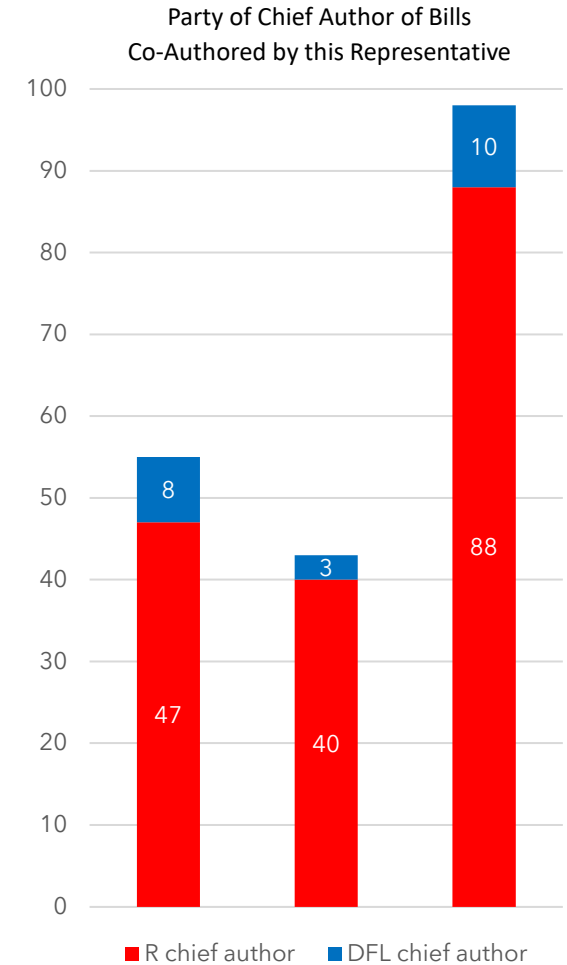
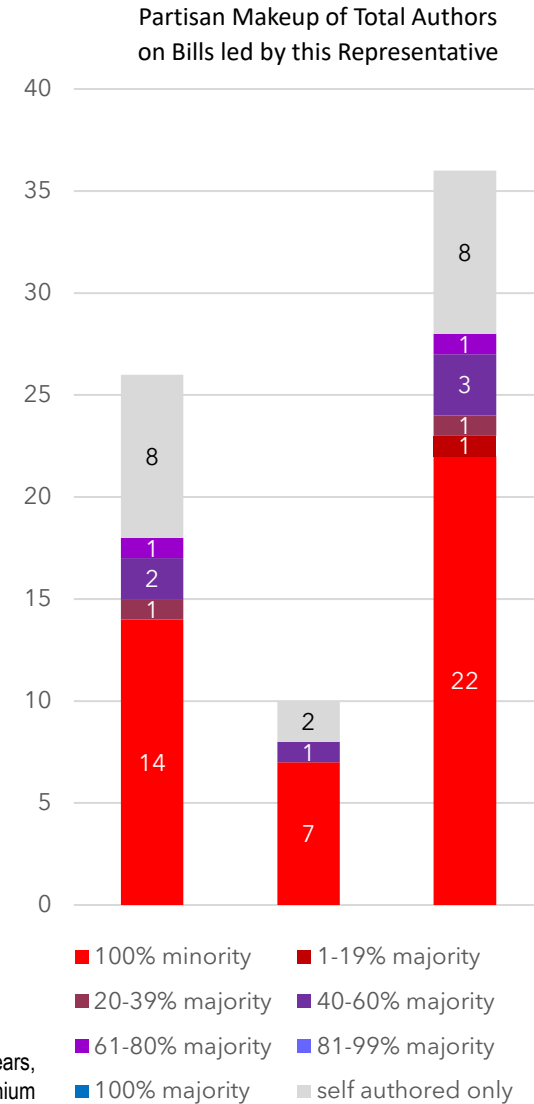
36 bills were introduced by Representative Scott:

- 8* (8 in 2023; 2 in 2024) (22%) bills were sole-authored
- 22* (14 in 2023; 7 in 2024) (61%) bills had co-authors only from her own party
- 6* (4 in 2023; 1 in 2024) (17%) bills had at least one member of another party

Representative Scott co-signed 98 bills:

- 88* (47 in 2023; 40 in 2024) (90%) of those bills had a chief author from her own party
- 10* (8 in 2023; 3 in 2024) (10%) had a chief author from another party

*Totals are not always the sum of individual years, due to changes made to bill authorship throughout the biennium



Representative Samantha Sencer-Mura (DFL)

District 63A
1st Term

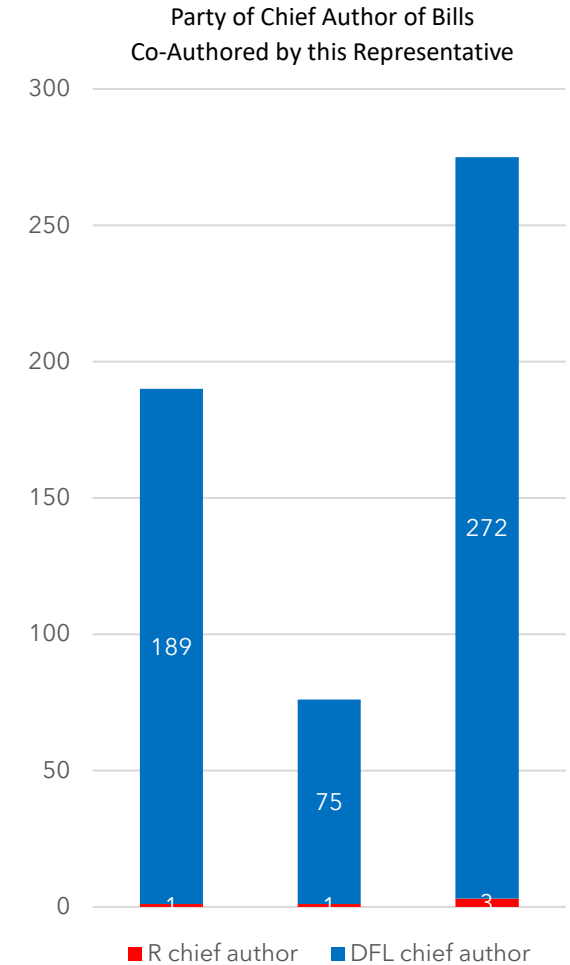
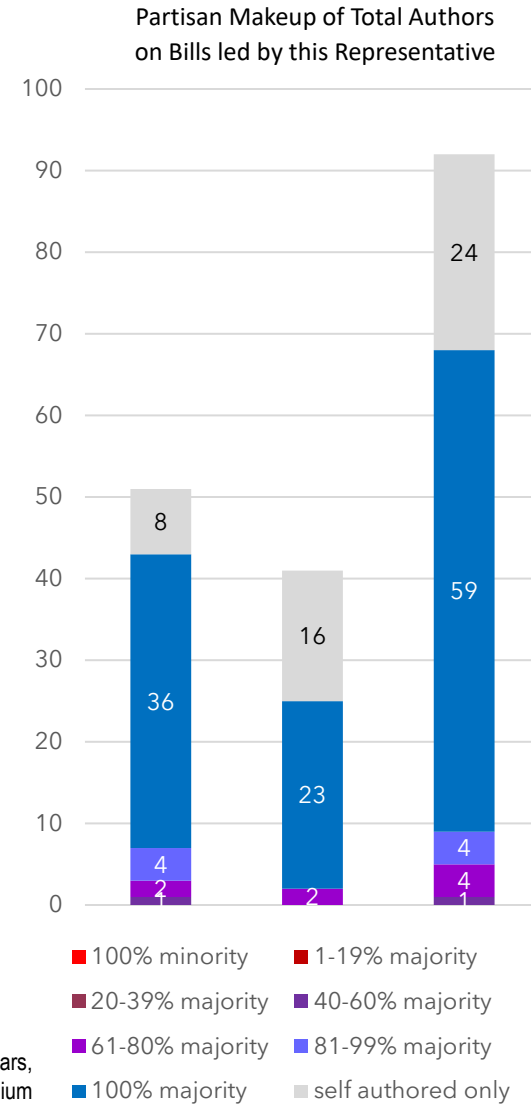
92 bills were introduced by Representative Sencer-Mura:

- 24 (8 in 2023; 16 in 2024) (26%) bills were sole-authored
- 59 (36 in 2023; 23 in 2024) (64%) bills had co-authors only from her own party
- 9 (7 in 2023; 2 in 2024) (10%) bills had at least one member of another party

Representative Sencer-Mura co-signed 275 bills:

- 272* (189 in 2023; 75 in 2024) (99%) of those bills had a chief author from her own party
- 3* (1 in 2023; 1 in 2024) (1%) had a chief author from another party

*Totals are not always the sum of individual years, due to changes made to bill authorship throughout the biennium



Representative Roger Skraba (R)

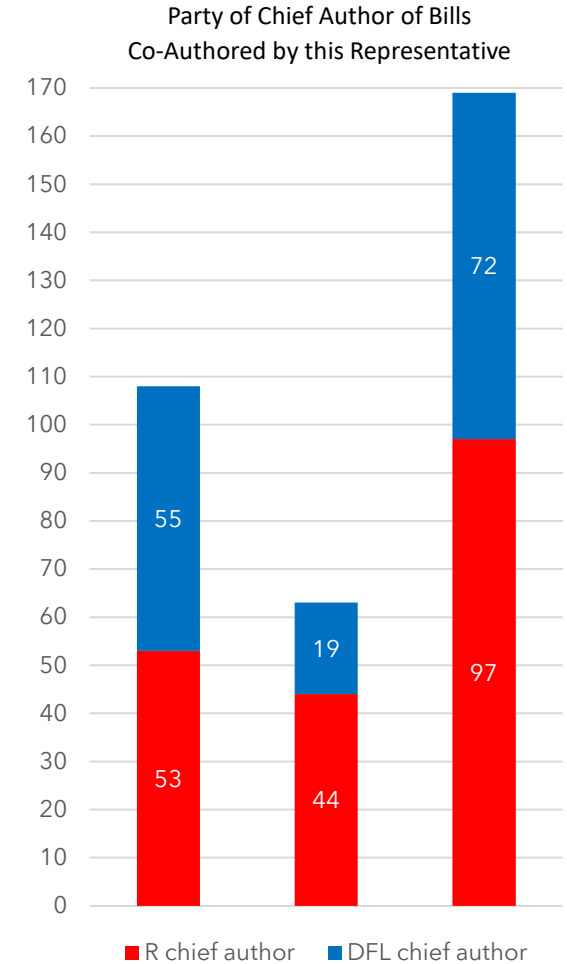
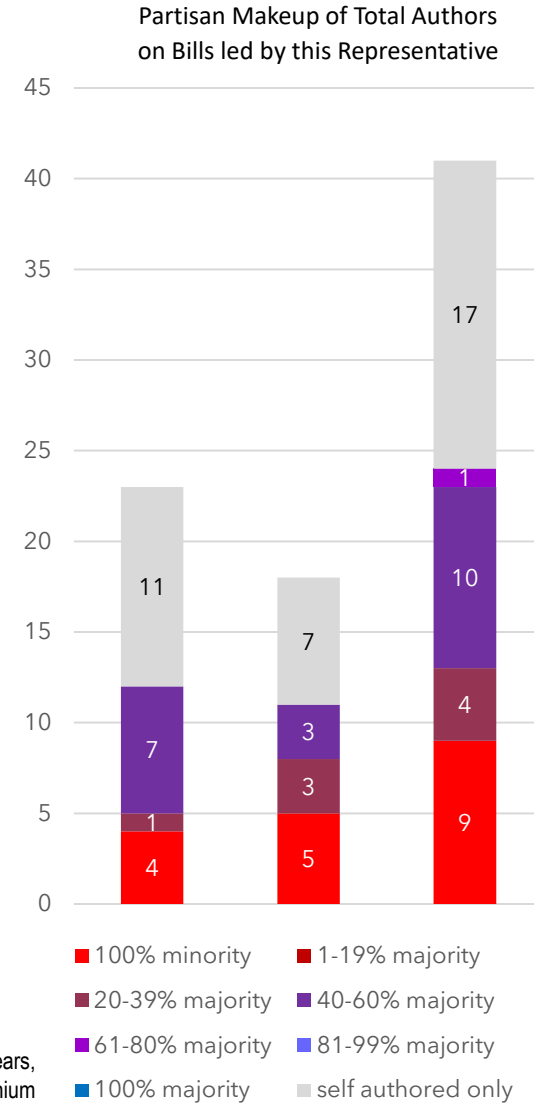
District 03A
1st Term

41 bills were introduced by Representative Skraba:

- 17* (11 in 2023; 7 in 2024) (41%) bills were sole-authored
- 9 (4 in 2023; 5 in 2024) (22%) bills had co-authors only from his own party
- 15* (8 in 2023; 6 in 2024) (37%) bills had at least one member of another party

Representative Skraba co-signed 169 bills:

- 97 (53 in 2023; 44 in 2024) (57%) of those bills had a chief author from his own party
- 72* (55 in 2023; 19 in 2024) (43%) had a chief author from another party



*Totals are not always the sum of individual years, due to changes made to bill authorship throughout the biennium

Representative Andy Smith (DFL)

District 25B
1st Term

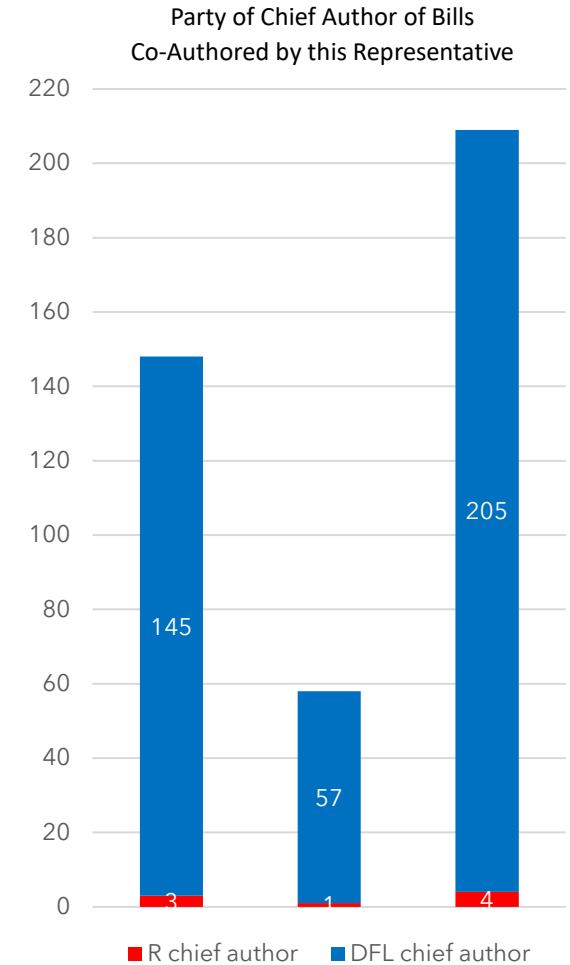
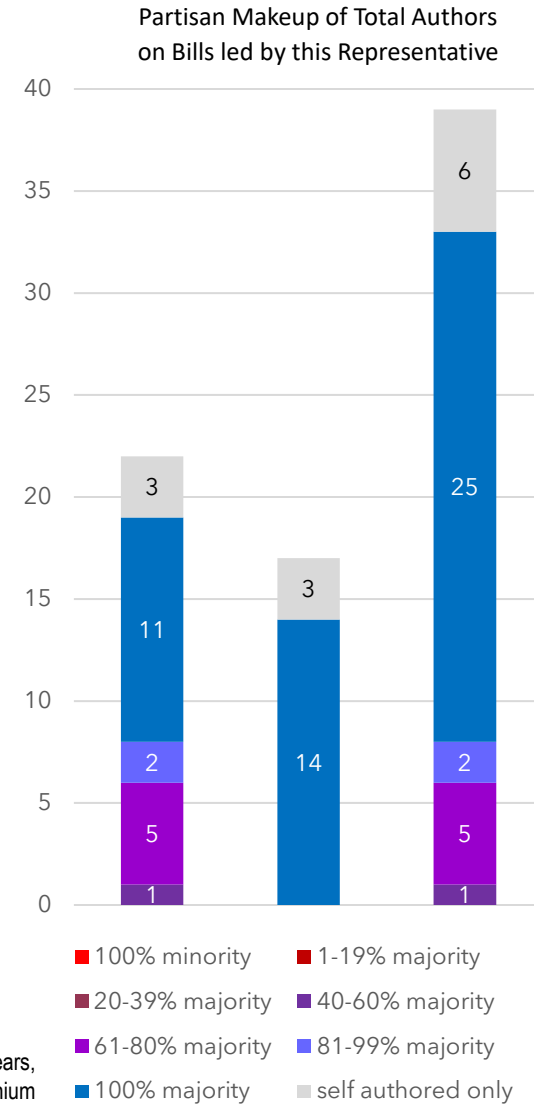
39 bills were introduced by Representative Smith:

- 6 (3 in 2023; 3 in 2024) (15%) bills were sole-authored
- 25 (11 in 2023; 14 in 2024) (64%) bills had co-authors only from his own party
- 8 (8 in 2023; 0 in 2024) (21%) bills had at least one member of another party

Representative Smith co-signed 209 bills:

- 205* (145 in 2023; 57 in 2024) (98%) of those bills had a chief author from his own party
- 4 (3 in 2023; 1 in 2024) (2%) had a chief author from another party

*Totals are not always the sum of individual years, due to changes made to bill authorship throughout the biennium



Representative Zack Stephenson (DFL)

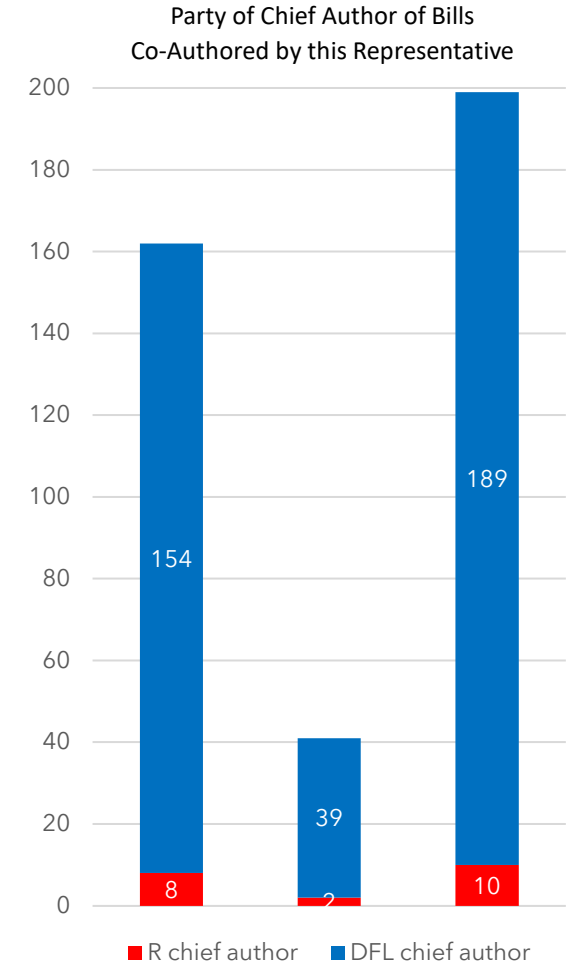
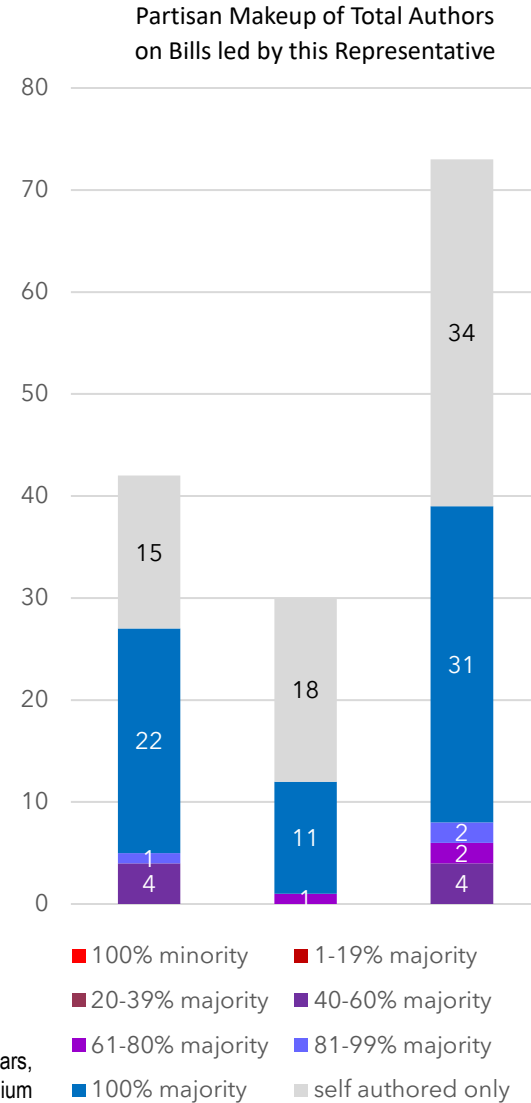
District 35A
3rd Term

73 bills were introduced by Representative Stephenson:

- 34* (15 in 2023; 18 in 2024) (47%) bills were sole-authored
- 31* (22 in 2023; 11 in 2024) (42%) bills had co-authors only from his own party
- 8* (5 in 2023; 1 in 2024) (11%) bills had at least one member of another party

Representative Stephenson co-signed 199 bills:

- 189* (154 in 2023; 39 in 2024) (95%) of those bills had a chief author from his own party
- 10 (8 in 2023; 2 in 2024) (5%) had a chief author from another party



*Totals are not always the sum of individual years, due to changes made to bill authorship throughout the biennium

Representative Chris Swedzinski (R)

District 15A
7th Term

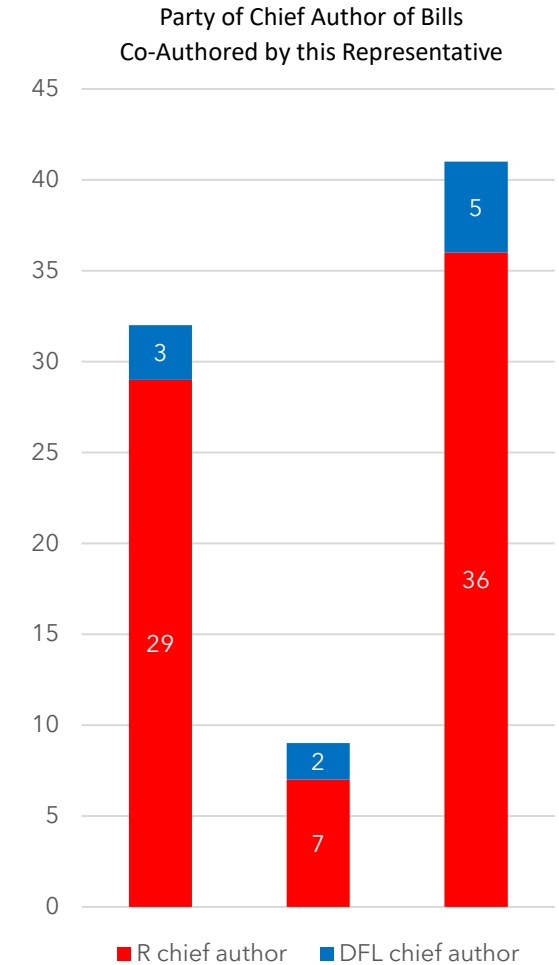
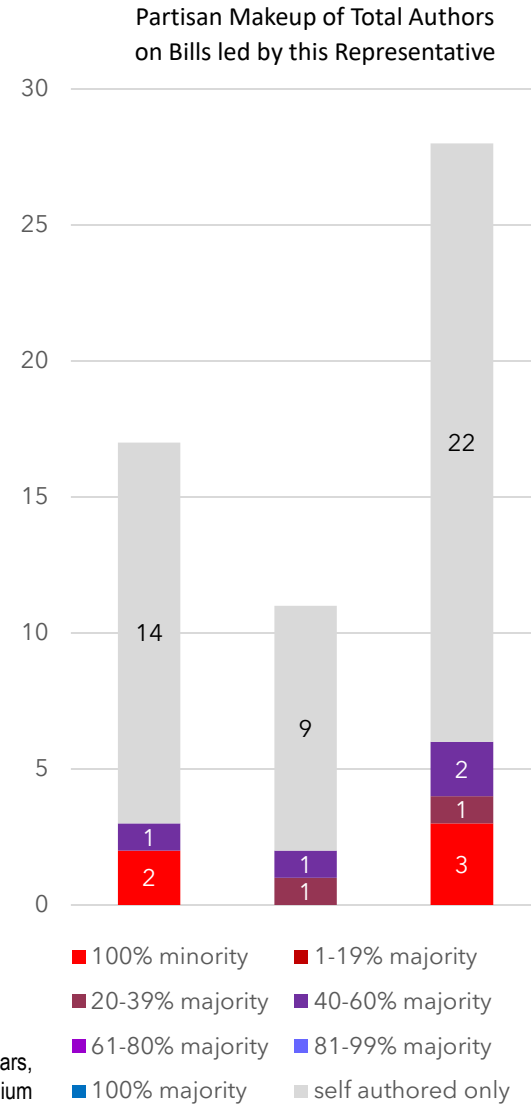
28 bills were introduced by Representative Swedzinski:

- 22* (14 in 2023; 9 in 2024) (78%) bills were sole-authored
- 3* (2 in 2023; 0 in 2024) (11%) bills had co-authors only from his own party
- 3 (1 in 2023; 2 in 2024) (11%) bills had at least one member of another party

Representative Swedzinski co-signed 41 bills:

- 36 (29 in 2023; 7 in 2024) (88%) of those bills had a chief author from his own party
- 5 (3 in 2023; 2 in 2024) (12%) had a chief author from another party

*Totals are not always the sum of individual years, due to changes made to bill authorship throughout the biennium



Representative Brad Tabke (DFL)

District 54A
2nd Term

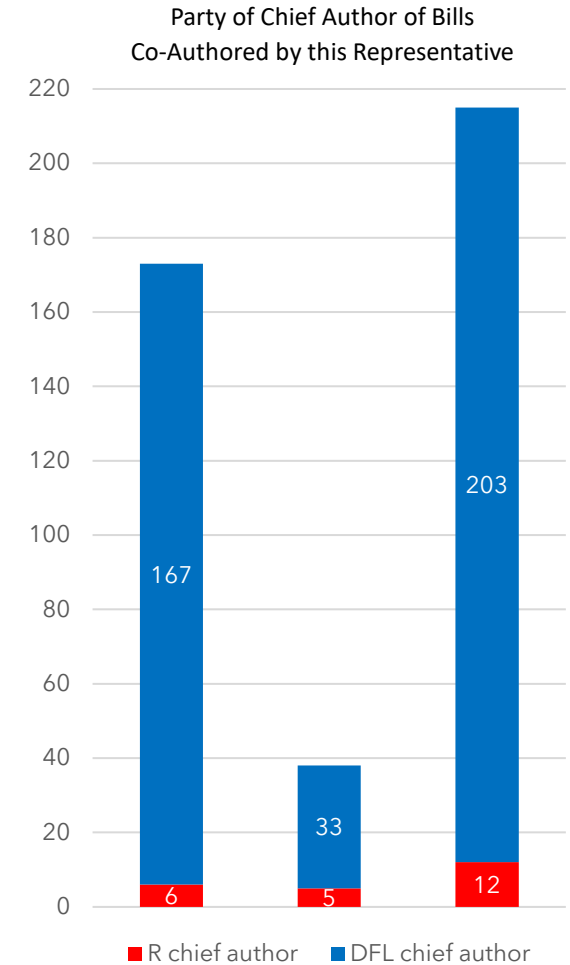
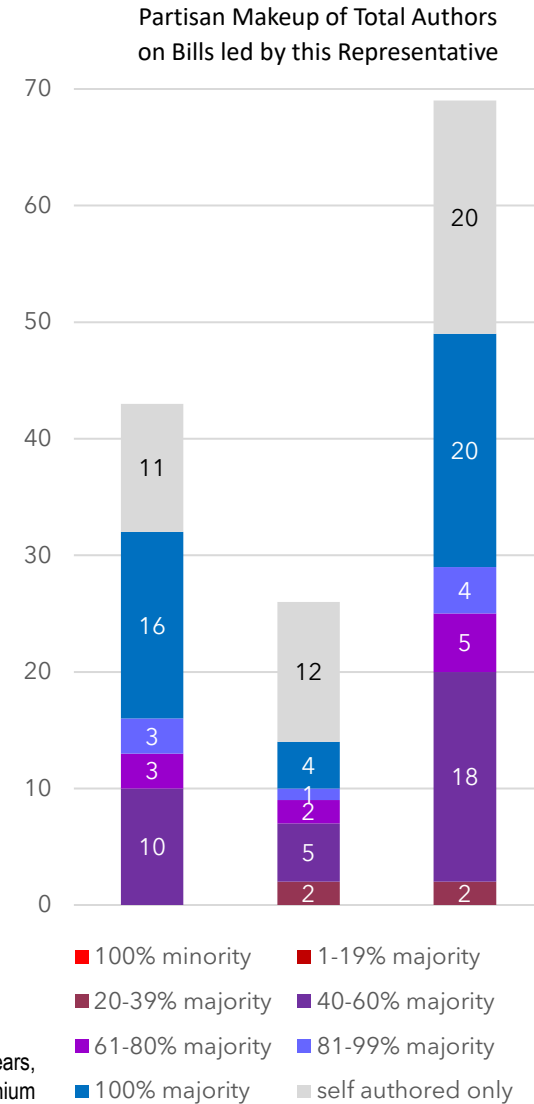
69 bills were introduced by Representative Tabke:

- 20* (11 in 2023; 12 in 2024) (29%) bills were sole-authored
- 20 (16 in 2023; 4 in 2024) (29%) bills had co-authors only from his own party
- 29* (16 in 2023; 10 in 2024) (42%) bills had at least one member of another party

Representative Tabke co-signed 215 bills:

- 203* (167 in 2023; 33 in 2024) (94%) of those bills had a chief author from his own party
- 12* (6 in 2023; 5 in 2024) (6%) had a chief author from another party

*Totals are not always the sum of individual years, due to changes made to bill authorship throughout the biennium



Representative Paul Torkelson (R)

District 15B
8th Term

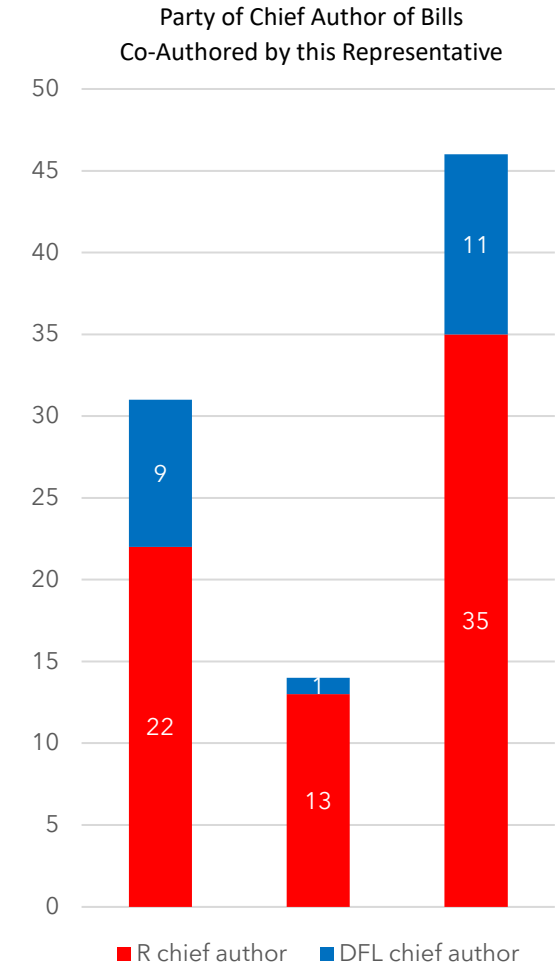
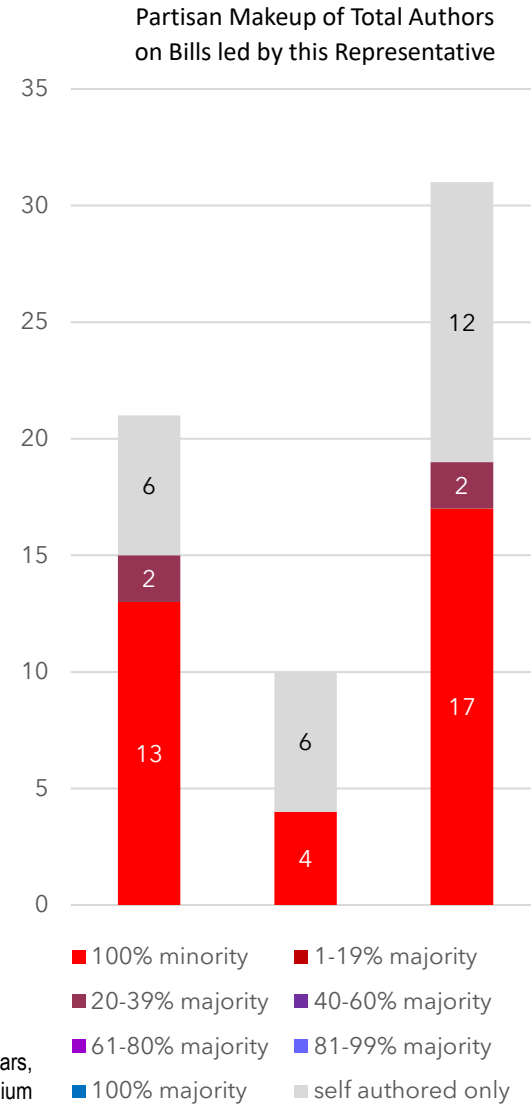
31 bills were introduced by Representative Torkelson:

- 12 (6 in 2023; 6 in 2024) (39%) bills were sole-authored
- 17 (13 in 2023; 4 in 2024) (55%) bills had co-authors only from his own party
- 2 (2 in 2023; 0 in 2024) (6%) bills had at least one member of another party

Representative Torkelson co-signed 46 bills:

- 35 (22 in 2023; 13 in 2024) (76%) of those bills had a chief author from his own party
- 11* (9 in 2023; 1 in 2024) (24%) had a chief author from another party

*Totals are not always the sum of individual years, due to changes made to bill authorship throughout the biennium



Representative Dean Urdahl (R)

District 16A
11th Term

51 bills were introduced by Representative Urdahl:

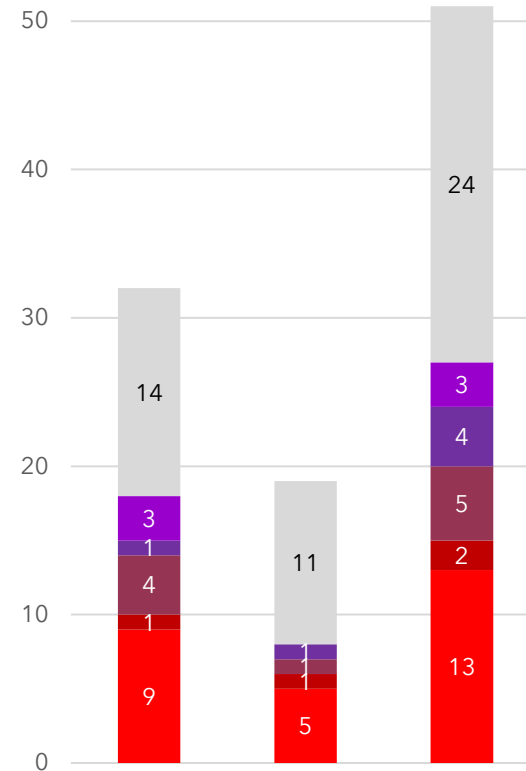
- 24* (14 in 2023; 11 in 2024) (47%) bills were sole-authored
- 13* (9 in 2023; 5 in 2024) (25%) bills had co-authors only from his own party
- 14* (9 in 2023; 3 in 2024) (27%) bills had at least one member of another party

Representative Urdahl co-signed 109 bills:

- 60* (44 in 2023; 17 in 2024) (55%) of those bills had a chief author from his own party
- 49* (33 in 2023; 13 in 2024) (45%) had a chief author from another party

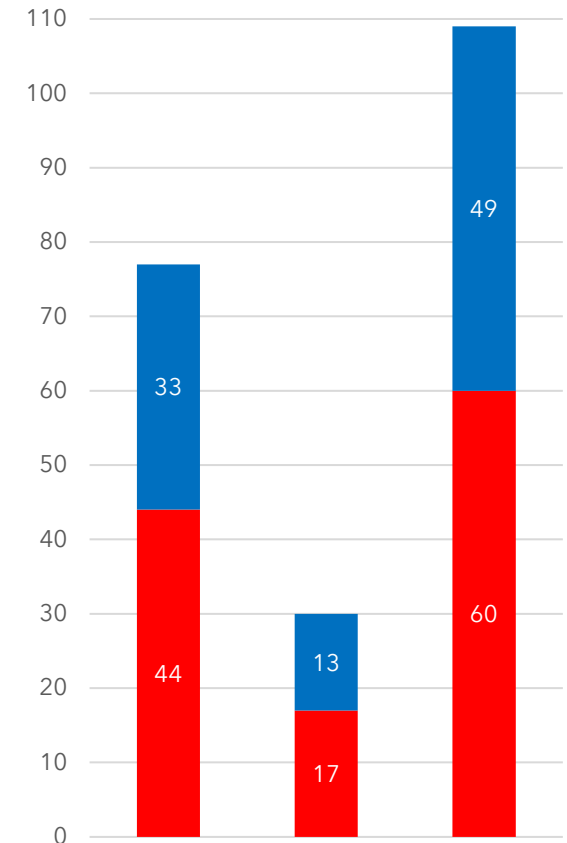
*Totals are not always the sum of individual years, due to changes made to bill authorship throughout the biennium

Partisan Makeup of Total Authors on Bills led by this Representative



■ 100% minority ■ 1-19% majority
■ 20-39% majority ■ 40-60% majority
■ 61-80% majority ■ 81-99% majority
■ 100% majority ■ self authored only

Party of Chief Author of Bills Co-Authored by this Representative



■ R chief author ■ DFL chief author

Representative Samantha Vang (DFL)

District 38B
3rd Term

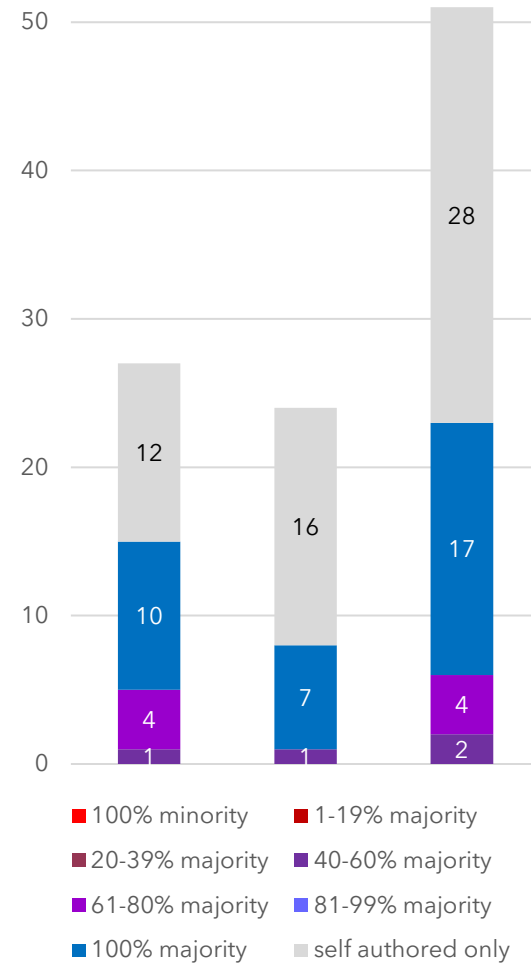
51 bills were introduced by Representative Vang:

- 28 (12 in 2023; 16 in 2024) (55%) bills were sole-authored
- 17 (10 in 2023; 7 in 2024) (33%) bills had co-authors only from her own party
- 6 (5 in 2023; 1 in 2024) (12%) bills had at least one member of another party

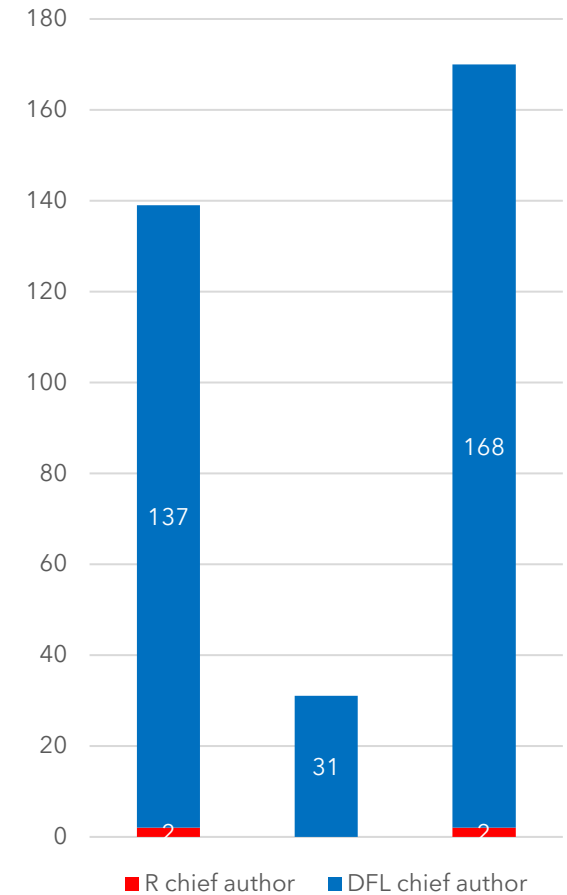
Representative Vang co-signed 170 bills:

- 168 (137 in 2023; 31 in 2024) (99%) of those bills had a chief author from her own party
- 2 (2 in 2023; 0 in 2024) (1%) had a chief author from another party

Partisan Makeup of Total Authors on Bills led by this Representative



Party of Chief Author of Bills Co-Authored by this Representative



Representative Bianca Virnig (DFL)

District 52B
1st Term

32 bills were introduced by Representative Virnig:

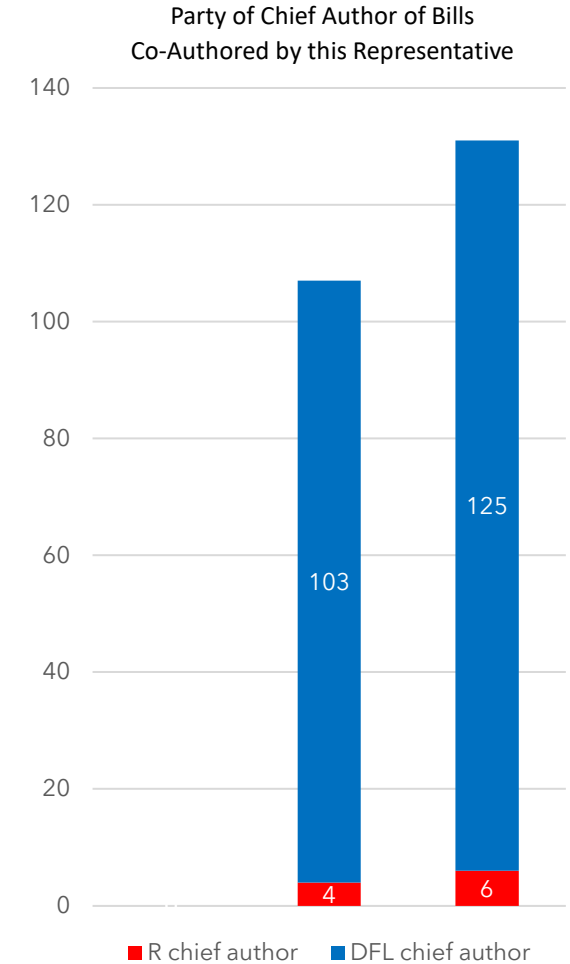
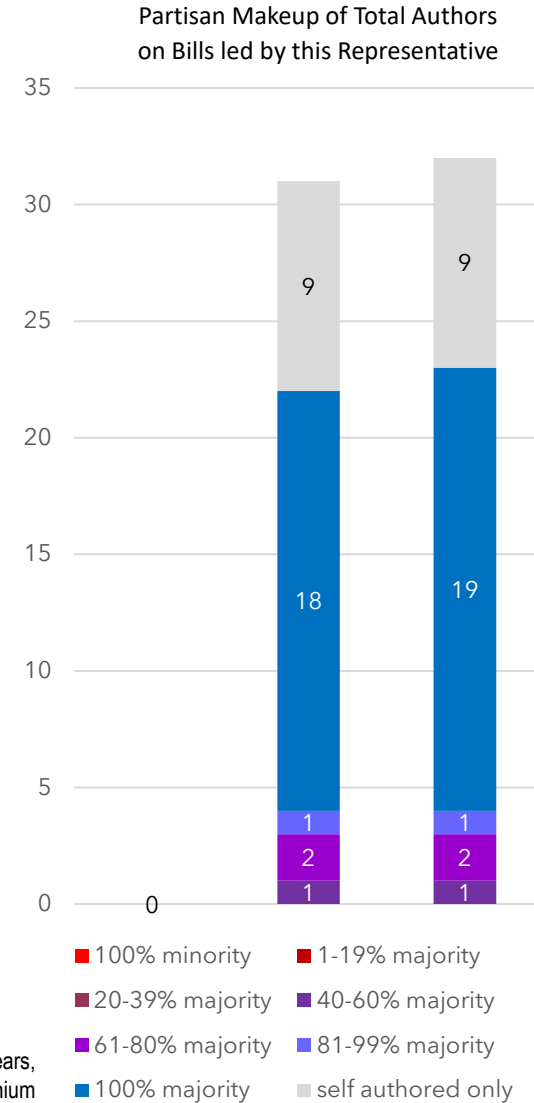
- 9 (0 in 2023; 9 in 2024) (28%) bills were sole-authored
- 19* (0 in 2023; 18 in 2024) (59%) bills had co-authors only from her own party
- 4 (0 in 2023; 4 in 2024) (13%) bills had at least one member of another party

Representative Virnig co-signed 131 bills:

- 125* (0 in 2023; 103 in 2024) (95%) of those bills had a chief author from her own party
- 6* (0 in 2023; 4 in 2024) (5%) had a chief author from another party

Representative Virnig assumed office on January 12, 2024.

*Totals are not always the sum of individual years, due to changes made to bill authorship throughout the biennium



Representative Nolan West (R)

District 32A
4th Term

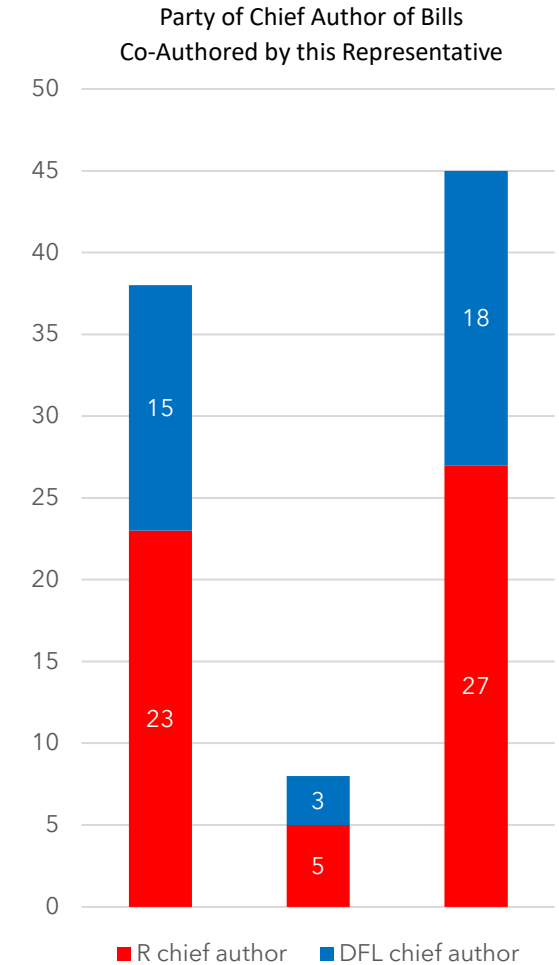
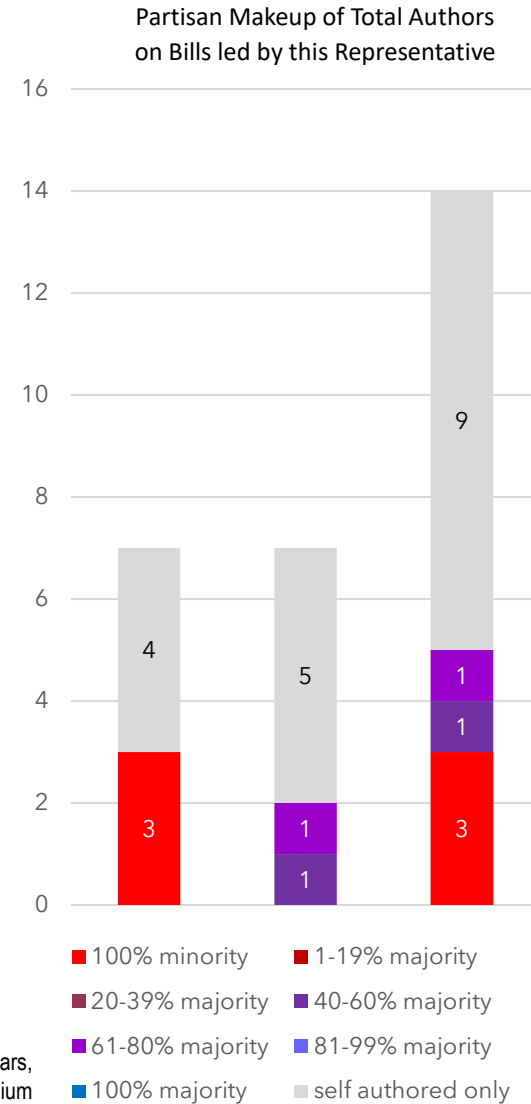
14 bills were introduced by Representative West:

- 9 (4 in 2023; 5 in 2024) (64%) bills were sole-authored
- 3 (3 in 2023; 0 in 2024) (21%) bills had co-authors only from his own party
- 2 (0 in 2023; 2 in 2024) (14%) bills had at least one member of another party

Representative West co-signed 45 bills:

- 27* (23 in 2023; 5 in 2024) (60%) of those bills had a chief author from his own party
- 18 (15 in 2023; 3 in 2024) (40%) had a chief author from another party

*Totals are not always the sum of individual years, due to changes made to bill authorship throughout the biennium



Representative Mike Wiener (R)

District 05B
1st Term

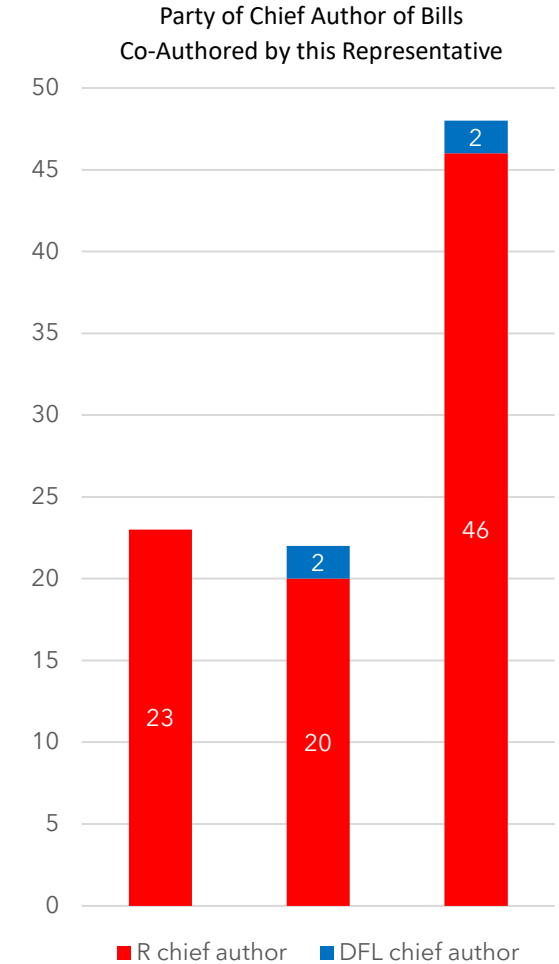
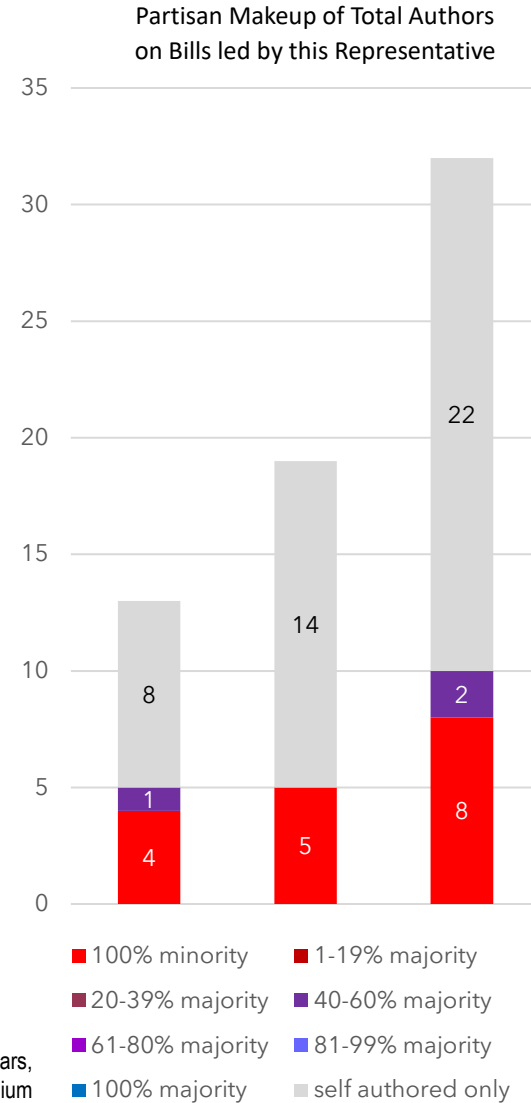
32 bills were introduced by Representative Wiener:

- 22 (8 in 2023; 14 in 2024) (69%) bills were sole-authored
- 8* (4 in 2023; 5 in 2024) (25%) bills had co-authors only from his own party
- 2* (1 in 2023; 0 in 2024) (6%) bills had at least one member of another party

Representative Wiener co-signed 48 bills:

- 46* (23 in 2023; 20 in 2024) (96%) of those bills had a chief author from his own party
- 2 (0 in 2023; 2 in 2024) (4%) had a chief author from another party

*Totals are not always the sum of individual years, due to changes made to bill authorship throughout the biennium



Representative Mark Wiens (R)

District 41A
1st Term

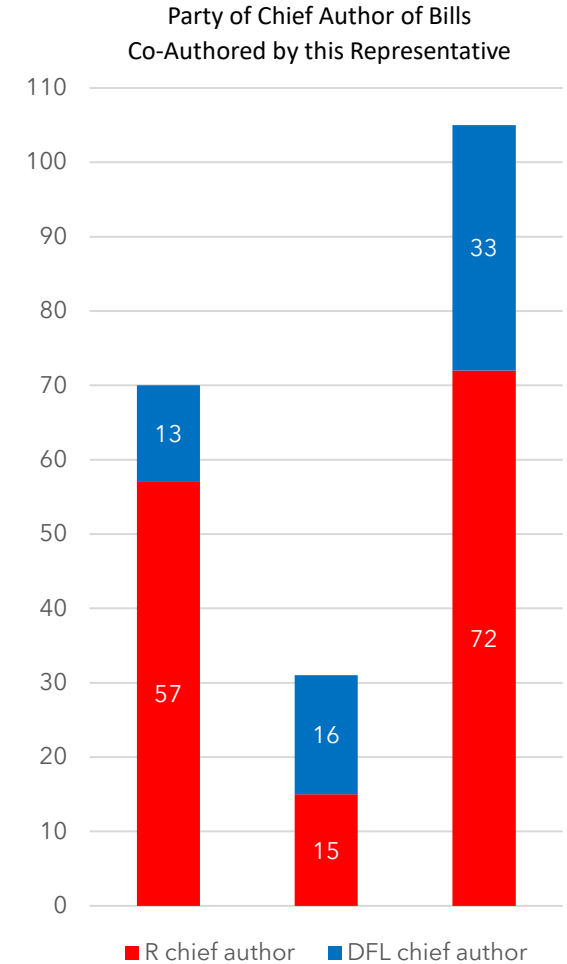
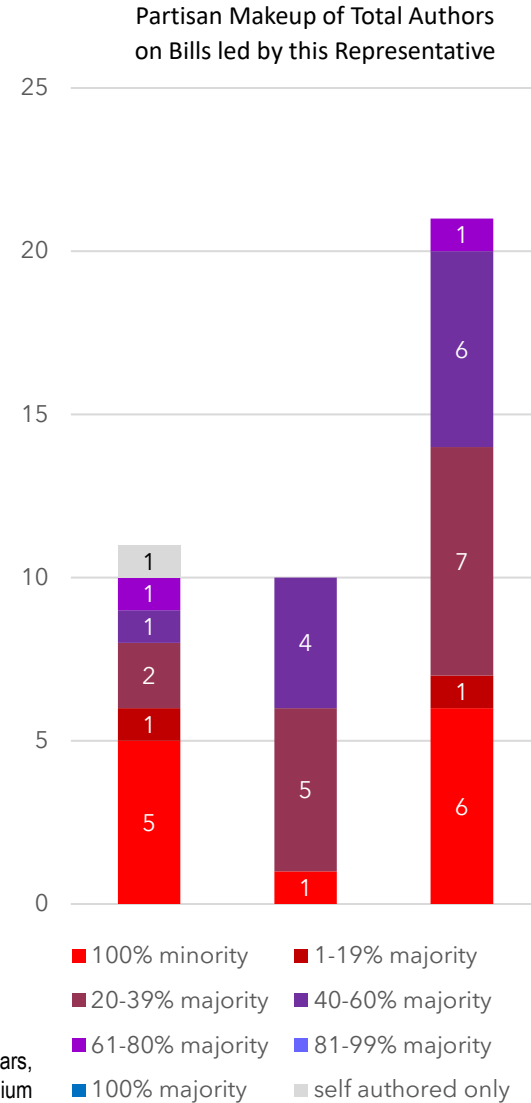
21 bills were introduced by Representative Wiens:

- 0* (1 in 2023; 0 in 2024) (0%) bills were sole-authored
- 6 (5 in 2023; 1 in 2024) (29%) bills had co-authors only from his own party
- 15* (5 in 2023; 9 in 2024) (71%) bills had at least one member of another party

Representative Wiens co-signed 105 bills:

- 72 (57 in 2023; 15 in 2024) (69%) of those bills had a chief author from his own party
- 33* (13 in 2023; 16 in 2024) (31%) had a chief author from another party

*Totals are not always the sum of individual years, due to changes made to bill authorship throughout the biennium



Representative Jeff Witte (R)

District 57B
1st Term

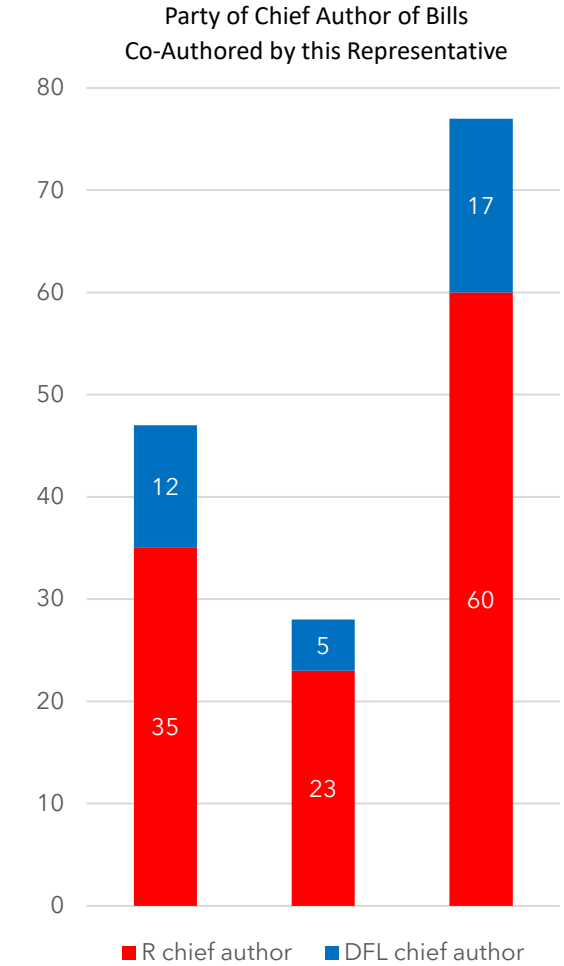
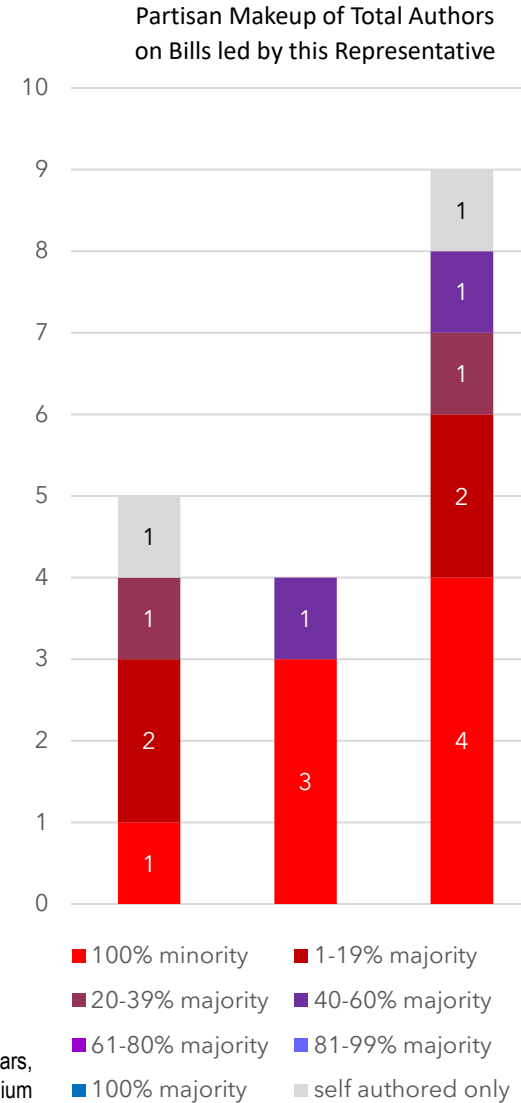
9 bills were introduced by Representative Witte:

- 1 (1 in 2023; 0 in 2024) (11%) bills were sole-authored
- 4 (1 in 2023; 3 in 2024) (44%) bills had co-authors only from his own party
- 4 (3 in 2023; 1 in 2024) (44%) bills had at least one member of another party

Representative Witte co-signed 77 bills:

- 60* (35 in 2023; 23 in 2024) (78%) of those bills had a chief author from his own party
- 17 (12 in 2023; 5 in 2024) (22%) had a chief author from another party

*Totals are not always the sum of individual years, due to changes made to bill authorship throughout the biennium



Representative Dan Wolgamott (DFL)

District 14B
3rd Term

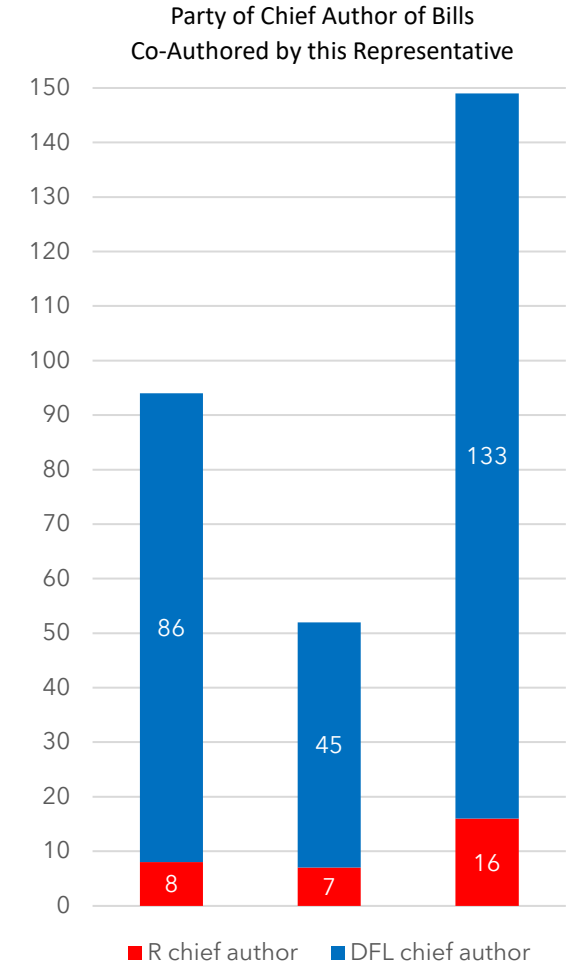
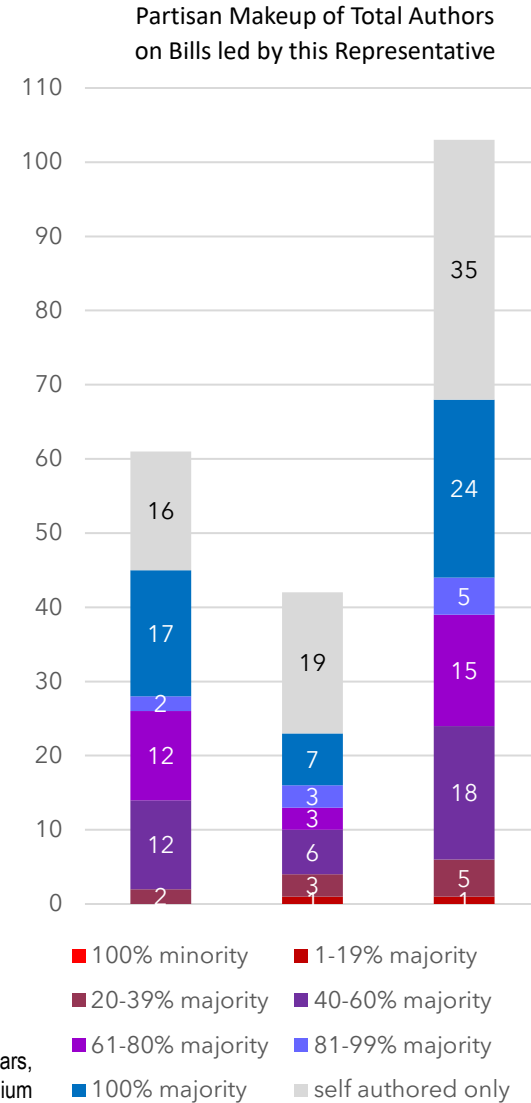
103 bills were introduced by Representative Wolgamott:

- 35 (16 in 2023; 19 in 2024) (34%) bills were sole-authored
- 24 (17 in 2023; 7 in 2024) (23%) bills had co-authors only from his own party
- 44 (28 in 2023; 16 in 2024) (43%) bills had at least one member of another party

Representative Wolgamott co-signed 149 bills:

- 133* (86 in 2023; 45 in 2024) (89%) of those bills had a chief author from his own party
- 16* (8 in 2023; 7 in 2024) (11%) had a chief author from another party

*Totals are not always the sum of individual years, due to changes made to bill authorship throughout the biennium



Representative Jay Xiong (DFL)

District 67B
3rd Term

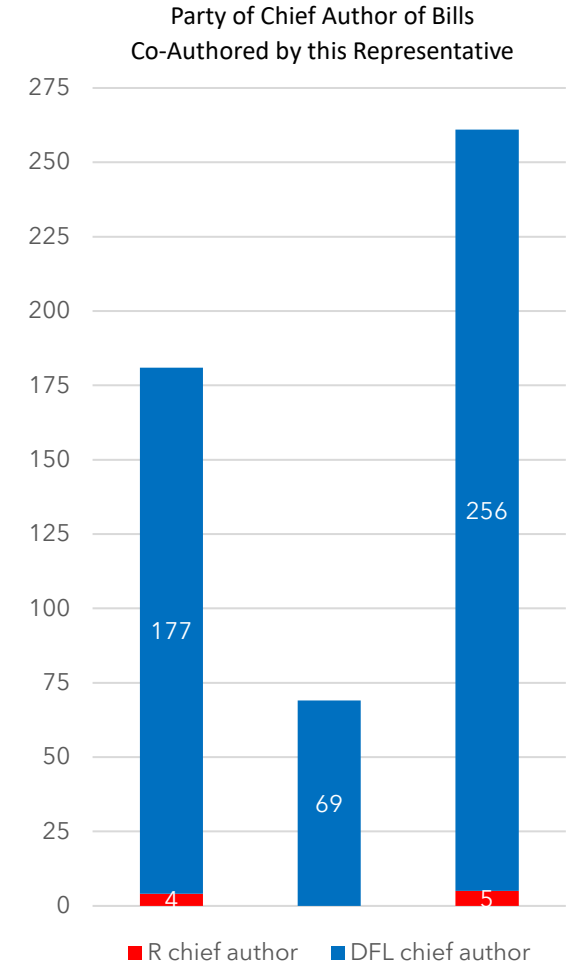
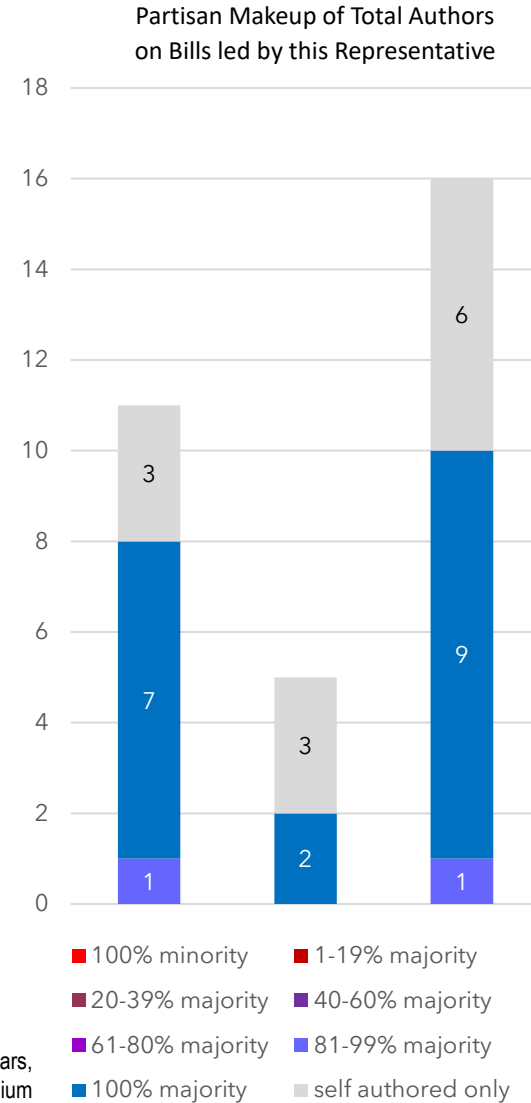
16 bills were introduced by Representative Xiong:

- 6 (3 in 2023; 3 in 2024) (38%) bills were sole-authored
- 9 (7 in 2023; 2 in 2024) (56%) bills had co-authors only from his own party
- 1 (1 in 2023; 0 in 2024) (6%) bills had at least one member of another party

Representative Xiong co-signed 261 bills:

- 256* (177 in 2023; 69 in 2024) (98%) of those bills had a chief author from his own party
- 5* (4 in 2023; 0 in 2024) (2%) had a chief author from another party

*Totals are not always the sum of individual years, due to changes made to bill authorship throughout the biennium



Representative Cheryl Youakim (DFL)

District 46B
5th Term

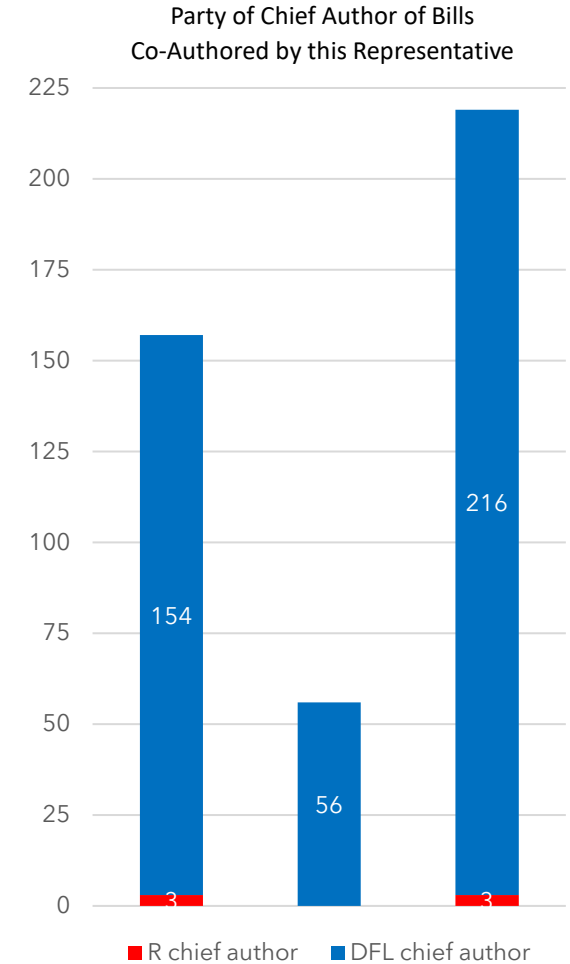
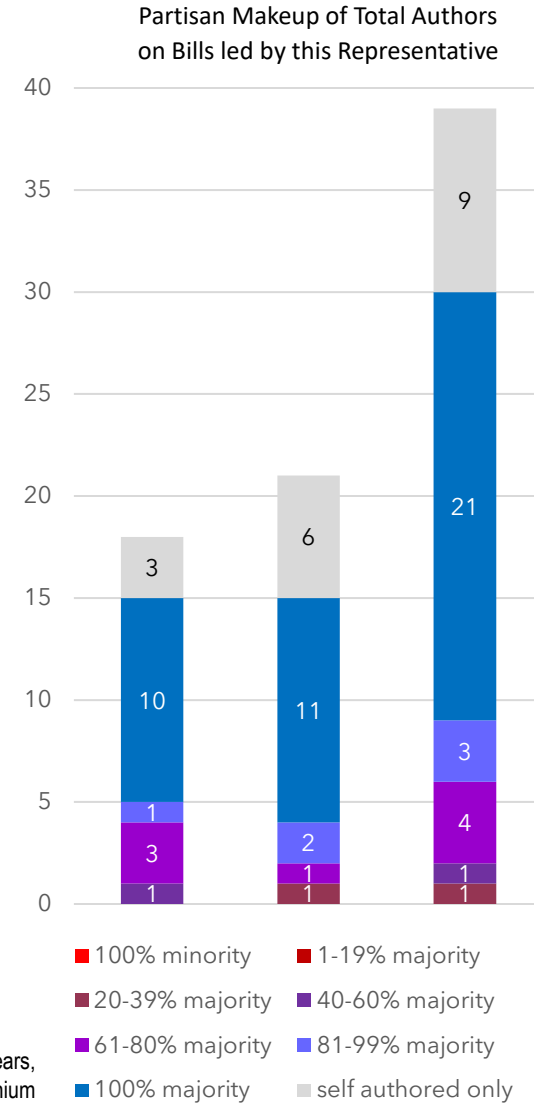
39 bills were introduced by Representative Youakim:

- 9 (3 in 2023; 6 in 2024) (23%) bills were sole-authored
- 21 (10 in 2023; 11 in 2024) (54%) bills had co-authors only from her own party
- 9 (5 in 2023; 4 in 2024) (23%) bills had at least one member of another party

Representative Youakim co-signed 219 bills:

- 216* (154 in 2023; 56 in 2024) (99%) of those bills had a chief author from her own party
- 3 (3 in 2023; 0 in 2024) (1%) had a chief author from another party

*Totals are not always the sum of individual years, due to changes made to bill authorship throughout the biennium



Representative Natalie Zeleznikar (R)

District 03B
1st Term

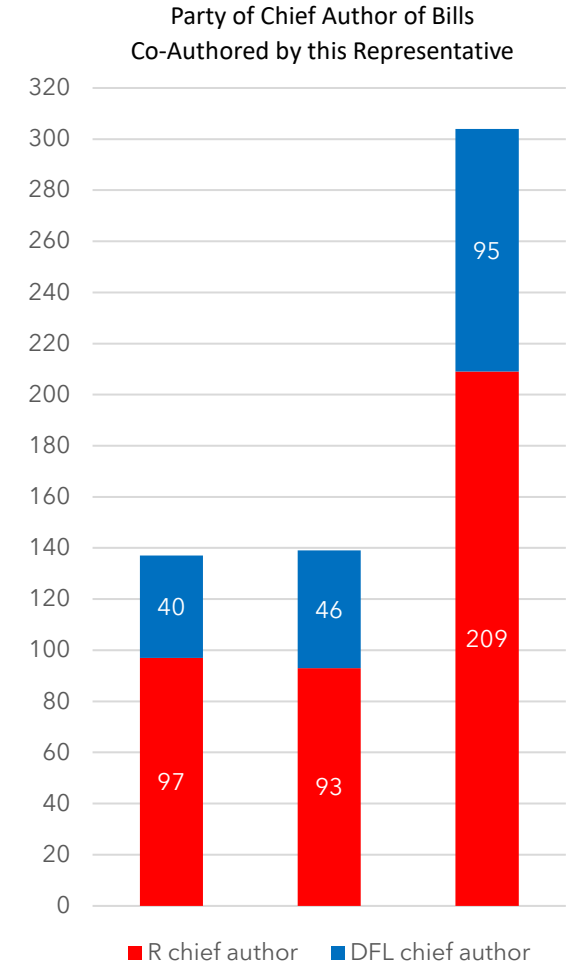
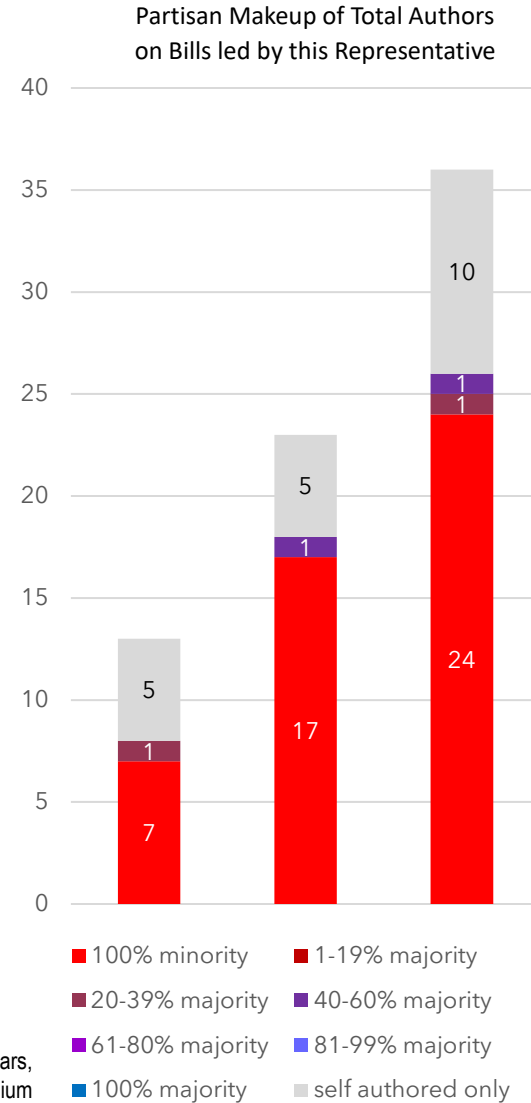
36 bills were introduced by Representative Zeleznikar:

- 10 (5 in 2023; 5 in 2024) (28%) bills were sole-authored
- 24 (7 in 2023; 17 in 2024) (67%) bills had co-authors only from her own party
- 2 (1 in 2023; 1 in 2024) (5%) bills had at least one member of another party

Representative Zeleznikar co-signed 304 bills:

- 209* (97 in 2023; 93 in 2024) (69%) of those bills had a chief author from her own party
- 95* (40 in 2023; 43 in 2024) (31%) had a chief author from another party

*Totals are not always the sum of individual years, due to changes made to bill authorship throughout the biennium





The State of Bipartisanship 2024
© Majority in the Middle